








Urban Outfitters

Minimum Make Manual




Section 6:

Jeans & Denim

Urban Outfitters

<u>Construction Method</u>	<u>Photo</u>
3 Thread Overlock Used on inseams and out-seams with open seam construction.	
5 Thread Overlock Used with closed seam constructions.	
Felled Seam Used on front and back rise, yoke seam and inseam. DO NOT use on super stretch cloth.	
Capping Stitch Used on all jeans, shorts and skirts. Length to be level with low hip. Finished with a bar tack.	
Pocket Mouths MUST lay flat. Finished with twin needle and rivets (use bar tack or box stitch when rivets are not required).	 
Welt or Jet Pockets Finished with a bar tack at each end	

Urban Outfitters

<u>Construction Method</u>	<u>Photo</u>
<p>Fly To be finished with two bar tacks at the base J stitch. Zip must always be concealed.</p>	
<p>Belt Loops Finished with bar tack at top and bottom edge. Back: positioned at CB and on back yoke seam.</p>	
<p>Waistband Jeans and Shorts Must be 2 piece as standard Use 1.5cm seam allowance unless cloth is super stretch. To be chainstitched. Super stretch: Seam allowance to butt edge to edge to prevent the waistband from collapsing.</p> <p>Waistband Options: Bagged out. Seam allowance bound. Zips to be bagged out into waistband.</p>	
<p>Double Turn Depth of turn dictated by design.</p>	