







Urban Outfitters

Minimum Make Manual






Section 4:

Skirts, Shorts & Trousers






Urban Outfitters


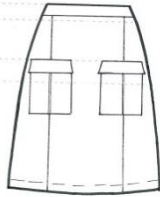

<u>Construction Method</u>	<u>Photo</u>
<p>Waistband Options Bagged out. Elastic to be encased. Seam allowance turned back and stitched. Zips to be bagged out into waistband. Raw edges to be bound.</p> <p>Sink Stitches to be concealed under waistband.</p> <p>Internal Facing To be a minimum of 3cm. Zip to be bagged out into facing. Hem to be folded and topstitched or bound.</p>	   
<p>Lining To be bagged out at waistband or facing Hem to finish 2cm shorter than outer (unless design dictates otherwise). Seam allowance to face outward, unless outer is sheer.</p>	 

Urban Outfitters

<u>Construction Method</u>	<u>Photo</u>
Twin Needle Used for casual styles and stretch cloths 1cm (unless design dictates otherwise).	
Coverstitch Used for stretch cloths only.	
1cm Double Turn To be used in place of binding, twin needle or pin hem.	
Felled Hem Heavy weight fabrics and tailoring 4cm deep (unless design dictates otherwise).	<p><u>Stitch type:</u></p> 
Pin Hem 0.3cm deep 0.5cm when using lightweight cloths such as chiffon.	

Urban Outfitters

<u>Construction Method</u>	<u>Photo</u>
Bound Hem When design dictates.	
Raw Hem Woven: To be finished with a topstitch Stretch: To be tacked to prevent seam from running back.	 
Elasticated or Rib Hem Bagged out through the cuff using twin needle or coverstitched.	 
Jet and Welt Pockets (tailored styles only) To be basted closed. Baste stitch to start 3cm from opening and must not damage cloth when opened.	

<u>Construction Method</u>	<u>Photo</u>
<p>Pockets Fusing to be concealed and overlocking must be neat.</p> <p>Pockets must be level and symmetrical (unless design dictates otherwise)</p>	 
<p>Pocket Bearers Seam to be concealed</p> <p>Pocket Bags Must not be visible below hems</p>	
<p>Darts To be rounded off at ends to prevent spooning. Minimum value 2cm. Length of dart dictated by height of rise.</p>	
<p>Vents and Splits To be secured internally with a back tack.</p> <p>When design dictate secured with a box stitch or facing.</p> <p>Tailored styles to be tacked closed for delivery.</p>	