

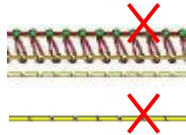



Urban Outfitters

Minimum Make Manual





Section 2:

Jersey Tops, Dresses & Onesies




Urban Outfitters

<u>Construction Method</u>	<u>Photo</u>
Stitching Lockstitch and 5 thread overlock seams are <u>not acceptable</u> on jersey garments.	
Spirality is <u>not acceptable</u> over 5% (unless design dictates otherwise)	
Overlock Seam – Neck Trim To be inserted into trim.	
Back Neck Seam To be concealed with binding.	
Bound Edges To be neatly finished and attached with chain stitch or twin needle.	

Urban Outfitters

<u>Construction Method</u>	<u>Photo</u>
Coverstitch. To fully cover seam.	
Back Neck Facing Bagged out at neck and hemmed using a 4 thread overlock.	
Twin Needle To be turned back and coverstitched. All raw edges to be concealed.	
Flat Straps To be constructed using binder. Raw edges to be concealed.	

Urban Outfitters

<u>Construction Method</u>	<u>Photo</u>
Rouleau Straps To be inserted into facing or binding. Stitched twice to secure. Minimum 1cm seam allowance required.	
Raw Finishes To be tacked to prevent seam from running back.	
Waist Channel To be bagged out.	
Linings To be bagged out into armhole and necklines. To be 2cm shorter than outer (unless design dictates otherwise).	