





Urban Outfitters



Minimum Make Manual

Section 7:

Menswear Knitwear

<u>Construction Method</u>	<u>Photo</u>
Fashioned Panels Stitch tension must be controlled.	
Linked seams On all garments unless overlocking is agreed in advance. Seam allowance: Maximum of 3 wales on fine guage and 2 wales on heavy guage.	
Overlocked Neck Seam Strapping must be used to conceal (where this construction is agreed in place of linking).	
Shoulder Tape Must be DTM or use framilon. <u>DO NOT</u> use woven tape. Fitted Styles: Shoulder seams to be linked, or fashioned, where possible.	
Tension Nylon to be added to first 1cm of set up course at hems, cuffs and ribs (unless already contains elastane). 100% cotton yarns to be fully plated.	

Urban Outfitters

<u>Construction Method</u>	<u>Photo</u>
<p>Stripes and Designs To match at side seams and armholes (including raglans). Linking thread must be changed to match stripe colour.</p>	
<p>Float lengths To be no greater than 2cm.</p>	
<p>End and Knots Must be carried to the side seam. There must be no knots on the front of the garment.</p>	
<p>Fur URBN do not use real fur or angora rabbit hair.</p>	