





Urban Outfitters

Minimum Make Manual




Section 3:

Woven Tops, Dresses & Onesies

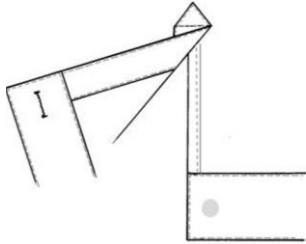




Urban Outfitters





<u>Construction Method</u>	<u>Photo</u>
<p>Back Neck Facing/ Buggy Bagged out into neck seam and finish below the FND. Hem to be pin hemmed or bound. Zips must be bagged out into facing.</p>	
<p>Lining To be bagged out at armholes and necklines.</p> <p>Skirt hem to finish 2cm shorter than outer (unless design dictates otherwise). Seam allowance to face outward (unless outer is sheer).</p>	 
<p>Bound Edges To be neatly finished and to conceal all raw edges. Used on back necks, keyholes, zip tapes and hems (where design dictates).</p>	
<p>1cm Double Turn (See below) To be used in place of binding or if garment is unlined.</p>	

Urban Outfitters

<u>Construction Method</u>	<u>Photo</u>
<p>Yoke panels Bagged out with topstitch or twin needle finish.</p>	
<p>CB Seam Where visible must be bound or French seamed</p>	
<p>Straps To be inserted into binding or linings. Stitched twice to secure. Bagged out. 1cm minimum seam allowance required.</p>	

Urban Outfitters

<u>Construction Method</u>	<u>Photo</u>
<p>Cuffs Bagged out.</p> <p>Cuff Plackets Double turned or bound. <u>Do not</u> use binding on cloths prone to seam slippage.</p>	
<p>Waistbands Bagged out and elastic encased.</p>	
<p>1cm Double Turn To be used in place of binding, twin needle or pin hem.</p>	
<p>Pin Hem 0.3cm deep 0.5cm when using lightweight cloths such as chiffon.</p>	
<p>Felled Hem Heavy weight fabrics and tailoring 4cm deep (unless design dictates otherwise).</p>	<p>Stitch type:</p> 

<u>Construction Method</u>	<u>Photo</u>
Raw Seams To be finished with a topstitch.	
Bound Hem (see above)	
Pocket Bearers Seam to be concealed. Pocket Bags <u>Must not</u> be visible below hems. Seam allowance must be trimmed.	
Pockets Fusing to be concealed and overlocking must be neat. Pockets must be level and symmetrical (unless design dictates otherwise)	 
Bust Suppression To be used on all close fitting styles. Darts should be 10cm in length, min 2cm in capacity. <u>Omit</u> when garment is oversized or cloth has suitable stretch.	

Urban Outfitters

<u>Construction Method</u>	<u>Photo</u>
<p>Cloths Prone to Seam Slippage</p> <p><u>Do not</u> offer cloths that are not suitable for end use. Consider fusing, open seams or French seams.</p> <p>Plackets to be grown on. Do not bind placket edges (see packet construction above).</p>	