




# Urban Outfitters





Minimum Make Manual

Section 1:


Menswear Components

# Urban Outfitters


<u>Component</u>	<u>Photo</u>
<b>All components</b> <u>Must be</u> REACH compliant.	<a href="http://guidance.echa.europa.eu/">http://guidance.echa.europa.eu/</a>
<b>Zip Insertion</b> Bagged out into linings or facings. <u>Do not</u> use cut down zips.	
<b>Zip Insertion Jeans and Denim</b> Semi auto-lock for all fly openings. Fully auto-lock for all other fastenings. Bagged out into linings or facings.	
<b>Zip Quality</b> From nominated sources: <b>EP, Graden, Klestro, Opti, TIT, YCC and YKK.</b>	
<b>Hook and Bar</b> To be inserted before waistband is bagged out. Support with fusing.	
<b>Two and Four Hole Buttons</b> Machine stitched securely through two layers of cloth, supported with fusing. Spare buttons to be provided on all garments. Stitched to care label or kimble in clear bag.	

<u>Component</u>	<u>Photo</u>
<p><b>Shank Buttons</b> Must be stitched then whipped securely. Spare buttons to be provided on all garments. Stitched to care label or kimble and in a clear bag.</p>	
<p><b>Button Holes</b> To be fully machine stitched with no raw edges visible. Blade to be sharp. Both layers of cloth to be fused.</p>	
<p><b>Jigger Buttons</b> To be used on all bottoms with hook and bar or single button fastening (jeans exempt).</p>	
<p><b>Press Studs, Poppers and Rivets</b> Correct machine attachment and pinch settings must be used. Edges must be bevelled. <u>Do not</u> position on uneven surface or seam allowance. <u>Must be</u> attached through more than one layer of cloth. Stitched poppers MUST BE machine attached.</p>	
<p><b>Drawcords</b> Must be stitched from two or more pieces (unless inserted and extending from the side seam). Inserted into suitable channels. Garments with a chest measurement of &lt;22cm flat must follow:</p>	<p><i>The Children's Clothing (Hood Cords) Regulations 1976; and Safety of children's clothing. Cords and drawstrings on children's clothing. Specifications. (BS EN 14682:2004.)</i></p>

# Urban Outfitters

<u>Component</u>	<u>Photo</u>
<p><b>Fusing</b>            Suitable weight and colour for bulk fabric. <u>Do not</u> use paper fusing.            Accurate heat setting must be used to apply. Delamination <u>is not</u> acceptable.            Use to support trims such as poppers or cloths such as boucle.            Knitted fusing must be used for stretch cloths.</p>	
<p><b>Sleeve Head Roll and Shoulder Pads</b>            To be used on all tailored coats and jackets.            Must be correct size for garment.  <b>Sleeve Head Roll:</b> Edges <u>must not</u> be visible through outer.  <b>Shoulder Pad:</b> Foot stitched at armhole and tacked at shoulder seam.            Seam allowance must be trimmed.</p>	
<p><b>Rib Qualities</b>            Must have suitable residual extension.</p>	
<p><b>Elastic</b>            Suitable modulus based on the end use of the product.            Pre-shrunk before attachment.</p>	
<p><b>Embroidery and Applique</b>            Must be neat. Puckering will be rejected in bulk.</p>	
<p><b>Printing and Flocking</b>            Correctly registered without shadows.            Minimal migration of flocking.</p>	

# Urban Outfitters

<u>Component</u>	<u>Photo</u>
<b>Quilting or Wadding</b> Suitably encased to prevent migration	
<b>Feathers</b> <u>Must not</u> be live plucked, in line with EU law. Fibre composition must be listed on care label ie <i>70% feathers, 30% down</i>	<a href="http://www.edfa.eu/en/homepage.html">http://www.edfa.eu/en/homepage.html</a>
<b>Faux Fur Trims</b> URBN do not use real fur or angora rabbit hair.	