

SCM STAR Access

Secured Login 安全登录

供应商门户

SMDM / 供应商权益 内容

1. 介绍

页 2

2. 如何选择认证方式？

页4

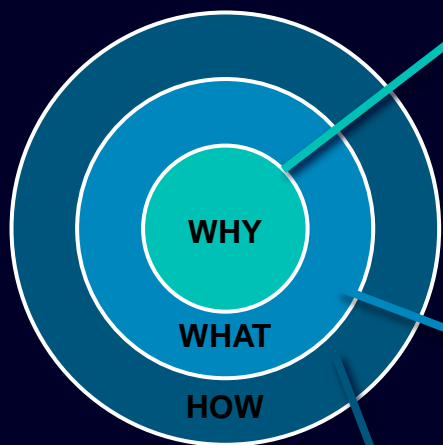
3. 如何更改登录数据/身份验证方法？

页 19

4. 进一步的沟通材料

页 28

供应商权益 原因、范围和主要方法



防止外部用户网络安全攻击的信息安全要求提出了安全登录机制的必要性。

供应商权益是供应商用户通过专有的双重验证访问西门子应用程序的访问系统：

- 因素 1: 授权电子邮件地址 + 密码
- 因素 2: 向相应用户提供的附加因素

根据选择的第二种身份验证方法，供应商用户收到

- 选项 1: 手机上的推送通知 (Guardian 应用程序)
 - 选项 2: 通过手机短信 (SMS) 设置一次性密码 (OTP)
 - 选项 3: 扫描二维码后通过验证器 (Authenticator 应用程序) 生成代码
- 成功确认后，将授予应用程序访问权限。

SMDM / 供应商权利 内容

1. 介绍

页 2

2. 如何选择认证方式？

页 4

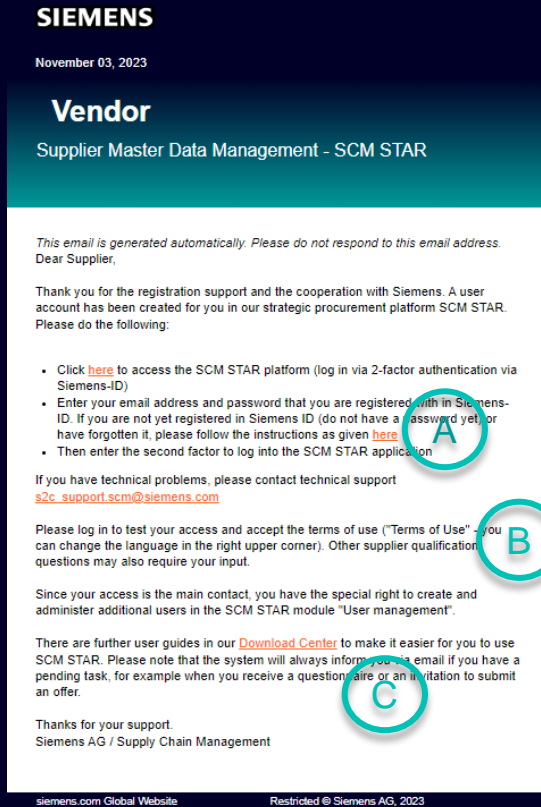
3. 如何更改登录数据/身份验证方法？

页 19

4. 进一步的沟通材料

页 28

初始多重身份验证激活



Please click [here](#) to initiate your activities.

Are you logging in for the first time?
Learn how to log in in just a few steps by watching this [video](#) or reading this [user guide](#). You must have created a secured single sign-on account to complete this application. This is a one-time process to create a secured user connection in the Siemens Authentication Service. If you do not already have an active user account, you will be redirected to the Siemens authentication pages. After you have activated your user account, you will be redirected to the supplier master data application.

Questions?

- Email: s2c_support.scm@siemens.com
- Internet page for suppliers (includes user guides in the Download Center): <http://www.siemens.com/supplierportal>

您将收到一封来自 star.scm@siemens.com 的通知电子邮件，其中包含激活链接 - 请单击链接 (A) 以转发至多重身份验证激活过程。您可以使用视频指南或用户指南 (B) 作为支持材料。如有疑问，请使用电子邮件地址联系支持团队。相关文档可在下载中心 (C) 查看。

初始多重身份验证激活

SIEMENS

November 03, 2023

Vendor

Supplier Master Data Management - SCM STAR

This email is generated automatically. Please do not respond to this email address.
Dear Supplier,

Thank you for the registration support and the cooperation with Siemens. A user account has been created for you in our strategic procurement platform SCM STAR. Please do the following:

- Click [here](#) to access the SCM STAR platform (log in via 2-factor authentication via Siemens-ID)
- Enter your email address and password that you are registered with in Siemens-ID. If you are not yet registered in Siemens ID (do not have a password yet) or have forgotten it, please follow the instructions as given [here](#)
- Then enter the second factor to log into the SCM STAR application

At least 12 characters in length

Contain at least 3 of the following 4 types of characters:

Lower case letters (a-z)

Upper case letters (A-Z)

Numbers (i.e. 0-9)

Special characters (e.g. !@#%&*)

No more than 2 identical characters in a row (e.g., "aaa" not allowed)

Enter a new password for
training1612de@yahoo.com

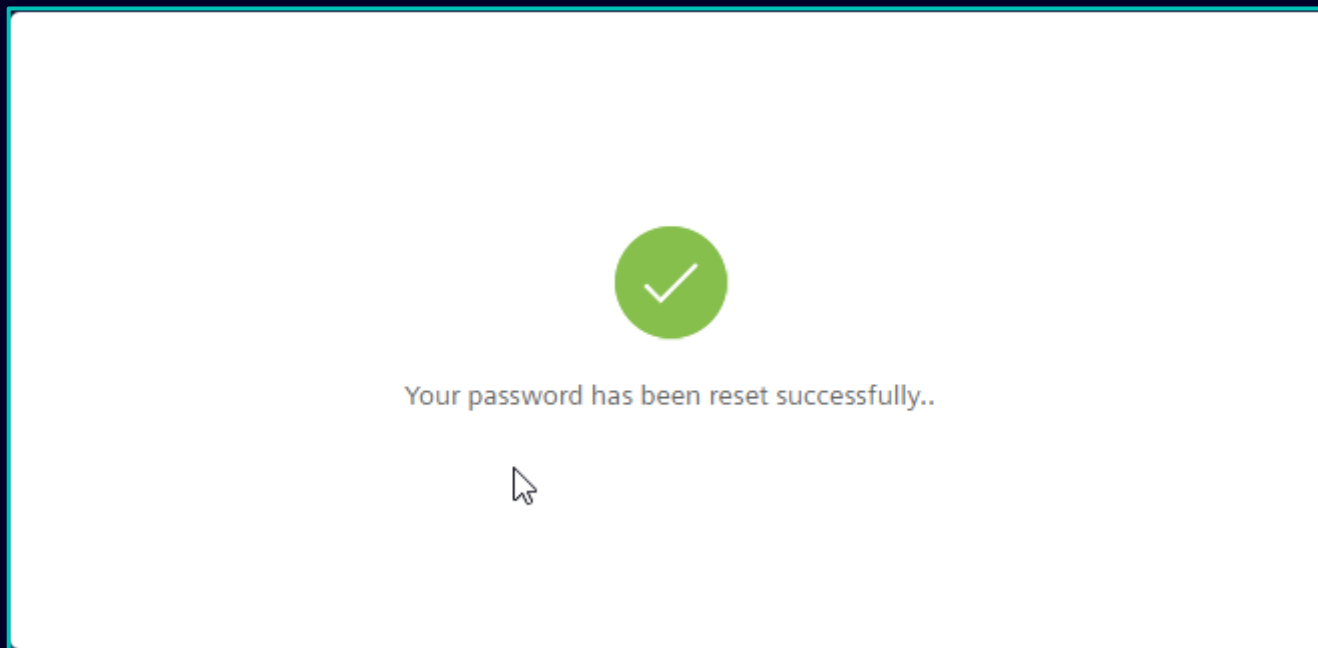
your new password

confirm your new password

Reset Password

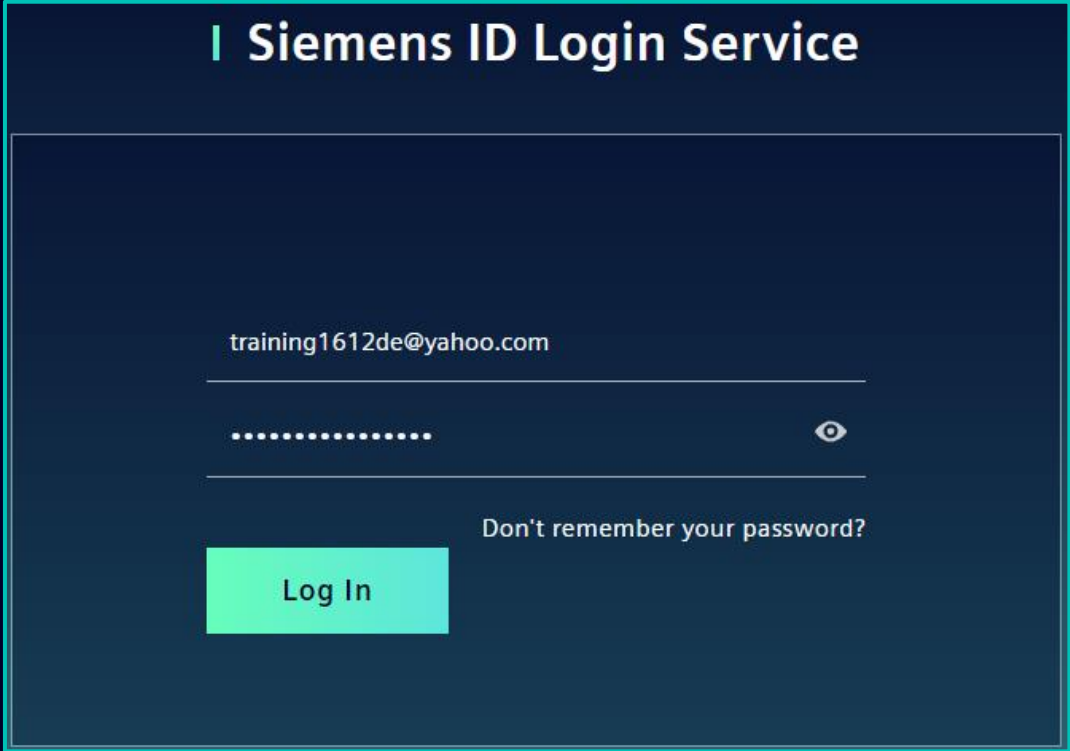
使用该链接启动您的活动后，您将被转到西门子 ID 登录服务网站。首先，根据密码指南设置强密码。输入密码后，点击“Reset Password”。

初始多重身份验证激活



重置密码后, 将显示一条确认消息, 并且您将被重定向到使用新设置的密码登录。

初始多重身份验证激活

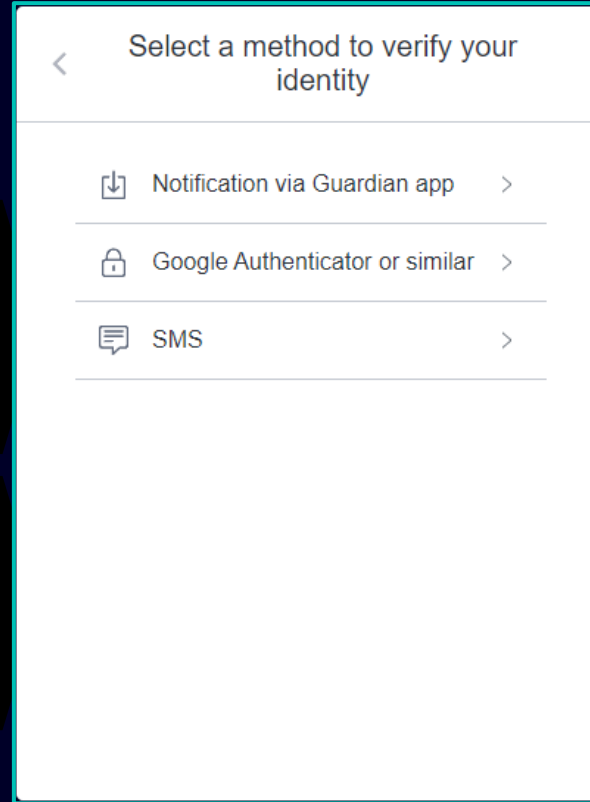
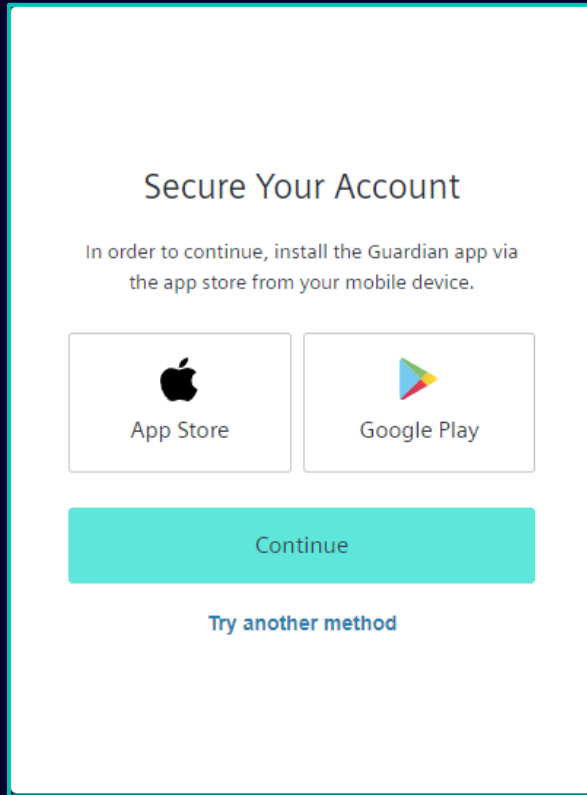


The screenshot shows the Siemens ID Login Service interface. At the top, it says "Siemens ID Login Service". Below that, there are two input fields. The first field contains the email address "training1612de@yahoo.com". The second field contains a masked password represented by a series of dots. To the right of the password field is an eye icon, which is currently closed. Below the password field, there is a link that says "Don't remember your password?". At the bottom left of the form is a blue "Log In" button.

要访问供应商主数据应用程序，请输入您的电子邮件地址、新创建的密码，然后单击“登录”按钮。如果您忘记了新密码，请单击“忘记密码？”并在[这里](#)继续。

初始多重身份验证激活

选择您首选的第二重身份验证方法



跳到:

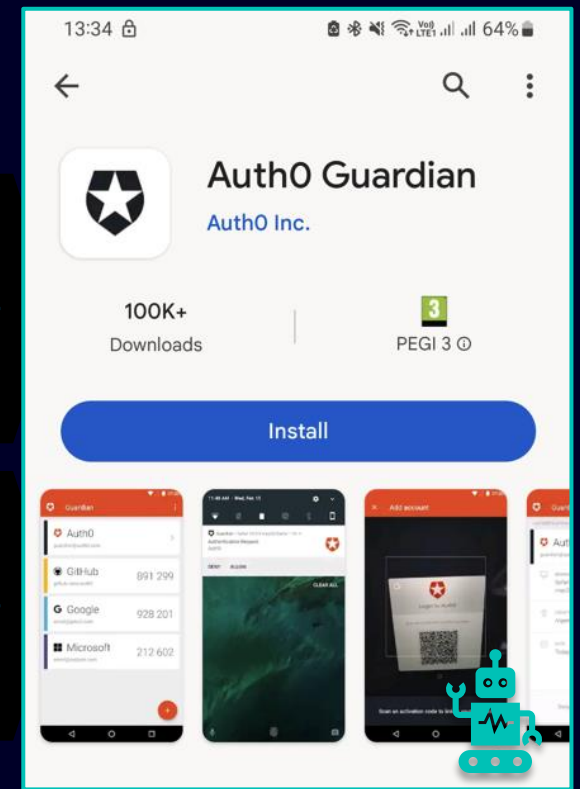
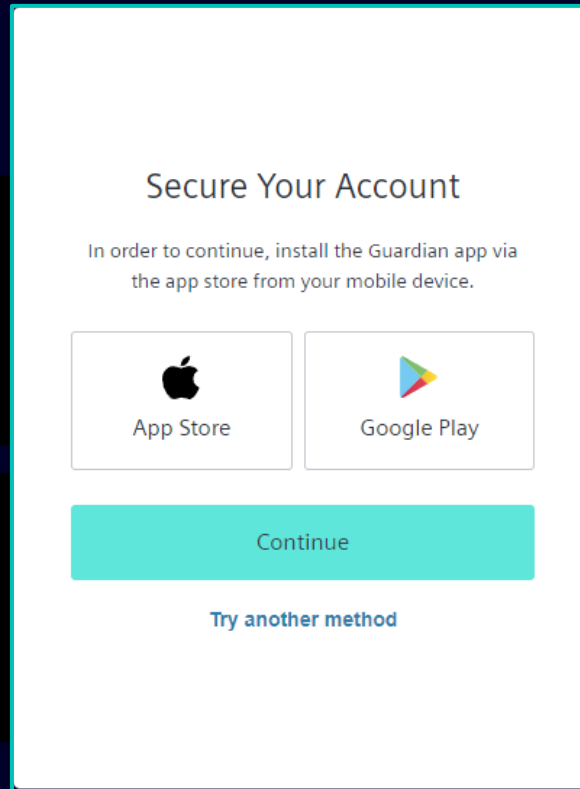
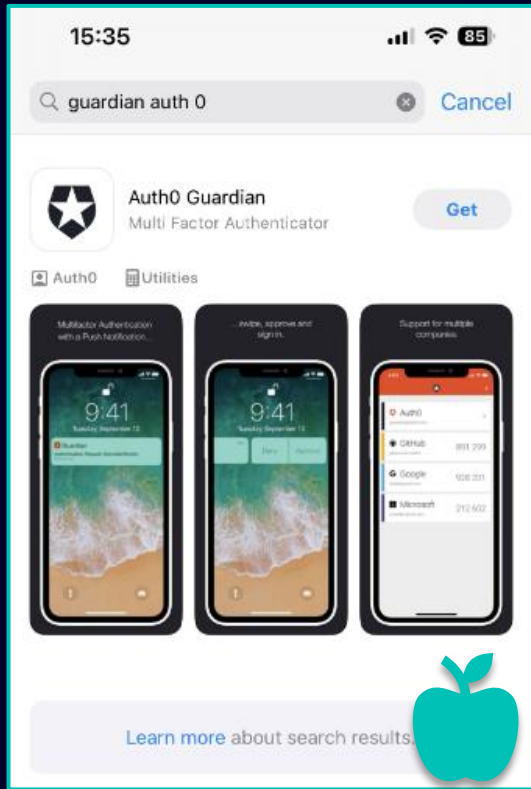
[Guardian app for Android and Apple iOS](#)

[Google Authenticator or similar app](#)

[Mobile phone number authentication](#)

设置密码后，您将被重定向以选择第二重身份验证方法。您可以选择Guardian应用程序、Google Authenticator或类似应用程序和手机号码认证。请选择您首选的第二重身份验证方法并继续使用以下链接 [Guardian app for Android and Apple iOS](#), [Google Authenticator or similar app](#), [mobile phone number authentication](#).

初始多重身份验证激活 适用于 Android 和 Apple iOS 的 Guardian 应用




如果您想使用 Android 或 Apple iOS 设备作为第二重身份验证方法，则应选择 Guardian 应用程序。要下载该应用程序，您可以使用直接链接访问相关应用程序商店（单击 App Store 或 Google Play 图标）。在您的手机/平板电脑上搜索“Auth0 Guardian”，成功安装该应用程序后继续下一步。

初始多重身份验证激活


适用于 Android 和 Apple iOS 的 Guardian 应用

Secure Your Account

In order to continue, install the Guardian app via the app store from your mobile device.



App Store



Google Play


[Continue](#)

[Try another method](#)



Secure Your Account

Scan the QR Code below using the Guardian app on your mobile device.



[Try another method](#)



Almost There!

Copy this recovery code and keep it somewhere safe. You'll need it if you ever need to log in without your device.

4MX4W9H78PHU8SEUCPNFPZMW

[Copy code](#)

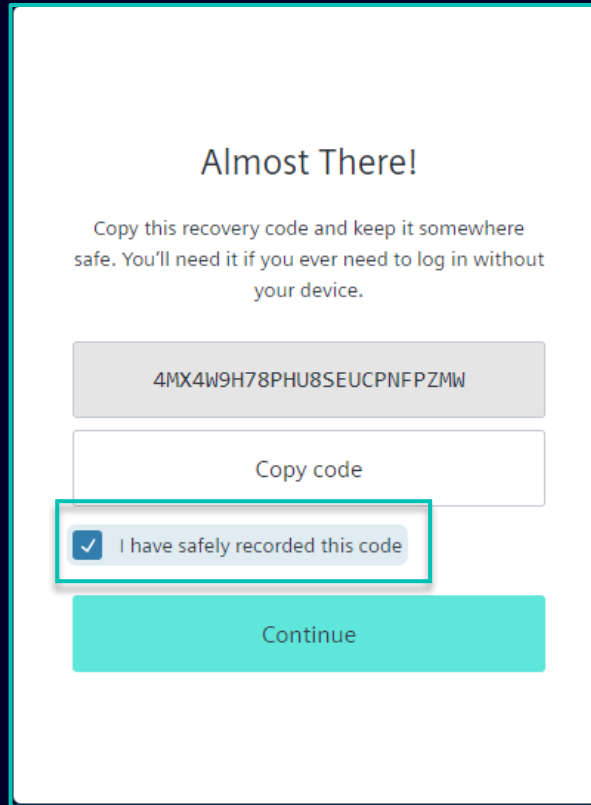
I have safely recorded this code

[Continue](#)

Guardian 应用程序成功安装在您的 Android 或 Apple iOS 设备上后，单击“继续”。将生成一个唯一的二维码。打开手机/平板电脑上的 Guardian 应用程序并扫描二维码。扫描二维码后，您将被要求在 Guardian 应用程序中确认或创建安全口令。在西门子 ID 登录服务中，您将被要求存储恢复代码。

初始多重身份验证激活

适用于 Android 和 Apple iOS 的 Guardian 应用



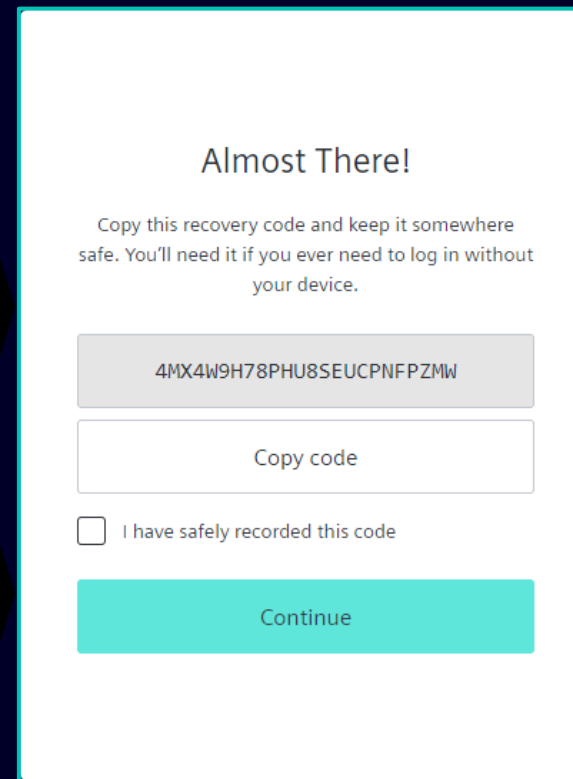
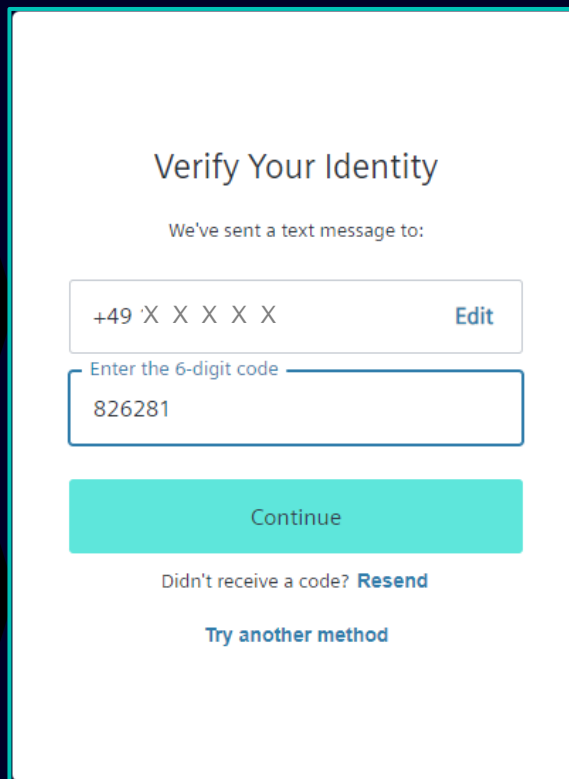

保存恢复代码后，请确认操作并单击“Continue”。完成后，您将被重定向到 GMDM Pega 系统。在输入电子邮件地址和密码([如此处所示](#))后，以后的所有登录都自动将 Guardian 应用程序设置为默认的第二重身份验证方法。

初始多重身份验证激活 手机号码认证



对于手机号码验证(短信代码), 请选择“尝试其他方法”, 然后选择“Try another method”。选择您的国家/地区代码前缀, 输入您的电话号码, 然后单击“Continue”。

初始多重身份验证激活 手机号码认证



提供您的手机号码后，您将收到包含 6 位数代码的短信。输入收到的代码并单击“Continue”。如果您没有收到代码，请点击“Resend”。成功验证 6 位代码后，系统将要求您保存恢复代码。

初始多重身份验证激活

手机号码认证

Almost There!

Copy this recovery code and keep it somewhere safe. You'll need it if you ever need to log in without your device.

4MX4W9H78PHU8SEUCPNFPZMW

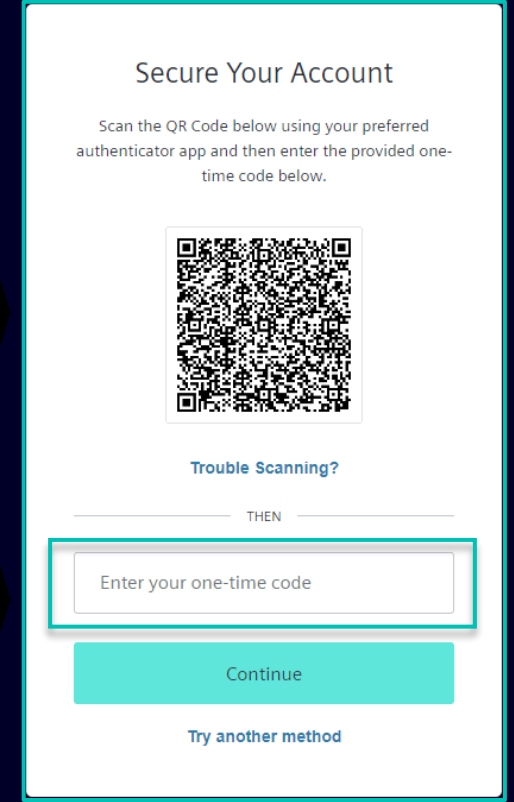
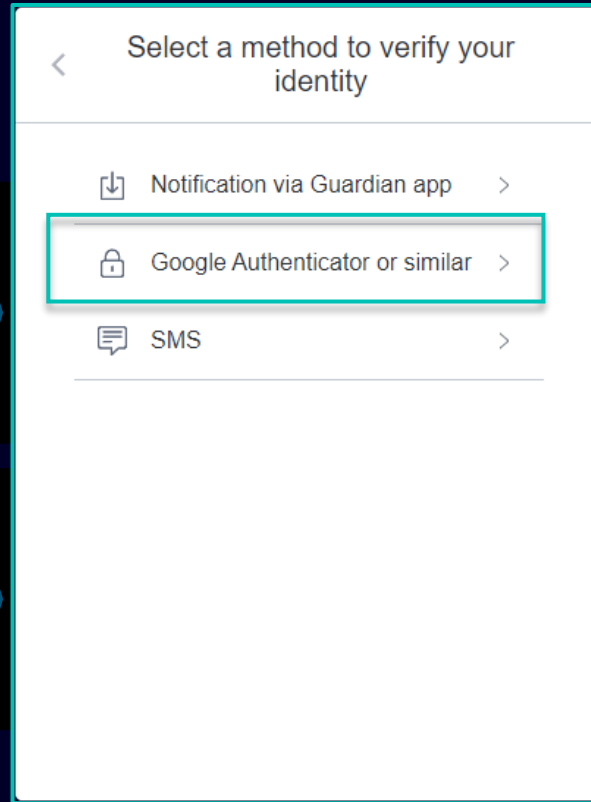
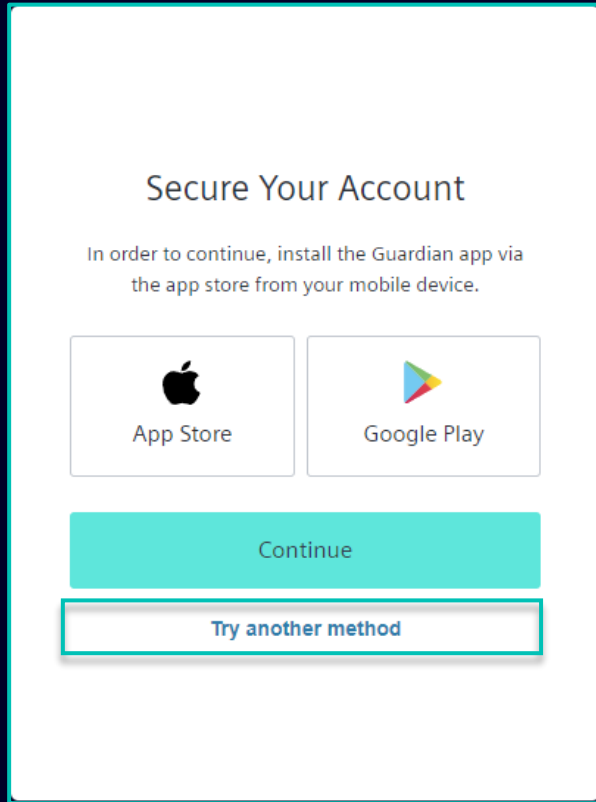
Copy code

I have safely recorded this code

Continue

保存恢复代码后，请确认操作并单击“Continue”。完成后，您将被重定向到 GMDM Pega 系统。在输入电子邮件地址和密码([如此处所示](#))以后的所有登录都自动将短信身份验证设置为默认的第二重身份验证方法。

初始多重身份验证激活 Google Authenticator或类似的



如果用户已经在其设备上安装了 Google Authenticator 或类似的身份验证应用程序，则可以使用 Google Authenticator 或类似的应用程序。选择此选项后，扫描二维码即可获取一次性代码。输入代码并单击“Continue”以完成登录过程。

初始多重身份验证激活 SCM STAR视图-首次登录

Adobe PDF file

Terms of Use of the SCM STAR Portal for SIEMENS Suppliers (Status: April 2022)

1. Scope

1. Siemens Aktiengesellschaft operates through a third-party provider, who is bound to confidentiality, the internet-based SIEMENS SCM STAR Portal (hereinafter "the Portal"). With the Portal, SIEMENS provides a platform on which suppliers of Siemens Aktiengesellschaft, subsidiaries of Siemens Aktiengesellschaft according to §§ 15 et seq. German Stock Corporation Act (hereinafter "SIEMENS") and ordering entities administer supplier and contract information and electronic procurement processes ("Purpose"). These Terms of Use regulate use of the Portal by Suppliers.
2. By registering in the Portal, the Supplier agrees to be bound by these Terms of Use. In case of conflicts between separate agreements in writing between the Supplier and SIEMENS and these Terms of Use, the separate agreements shall prevail.
3. SIEMENS reserves the right to modify the services offered via the Portal or to discontinue the offering of the services at any time.

Registration and password

1. Access to and use of the Portal is restricted to invited and registered Suppliers.

I have read and agree to the Terms of Use of the SIEMENS SCM STAR Portal for SIEMENS Suppliers

I agree


I do not agree

Next



如果您首次登录SCM STAR, 您需要接受使用条款
使用条款的完整版本可以在供应商门户的下载中心中找到。

初始多重身份验证激活

SCM STAR 视图 - 多个账户使用的电子邮件地址

 Your SSO ID is associated to more than one Username. The Usernames are listed below. Select which user you want to use

USERNAME LIST

	ORGANISATION	NAME	EMAIL	REGULAR LOGIN - EXPIRING SOON: USERNAME	CITY	COUNTRY	ACCOUNT ID	IFA NUMBER	
1	Testing_Account_MFA_December	Vostradovská Lenka	mfa-testing-14@seznam.cz	mdv-102811_siemenspreprod_scm	Praha 20	CZECH REPUBLIC	376258	1991377358	
2	testovacka	Vostradov Lenulina	mfa-testing-14@seznam.cz	mdv-102812_siemenspreprod_scm	1234567	DEUTSCHLAND	368761	0112406560	

当供应商电子邮件地址在SCM STAR中连接到多个账户时，登录后，您将获得所有账户的概览，并可以决定要访问哪个账户。

SMDM / 供应商权利 内容

1. 介绍

页 2

2. 如何选择认证方式？

页 4

3. 如何更改登录数据/身份验证方法？

页 19

4. 进一步的沟通材料

页 28

初始多重身份验证激活 – 忘记密码

Siemens ID Login Service



Please enter your email address. We will send you an email to reset your password.

training1612de@yahoo.com

Send email



Siemens ID Login Service

WE'VE JUST SENT YOU AN EMAIL TO RESET YOUR PASSWORD.

training1612de@yahoo.com

your password



Don't remember your password?

Log In

输入您的电子邮件地址(与您收到来自 scm.star@siemens.com 的通知电子邮件的地址相同), 然后单击“Send email”。您将收到一封用于重置密码的电子邮件。

初始多重身份验证激活 – 忘记密码

SIEMENS

2023-10-11

Hi Supplier,

We received a request to change your Siemens ID password. You can reset your password by clicking the button below and following the instructions on screen.

[Reset my password](#)

You must reset your password before October 16, 2023

[Contact](#)

Please do not reply to this e-mail, as we are unable to respond from this email address.

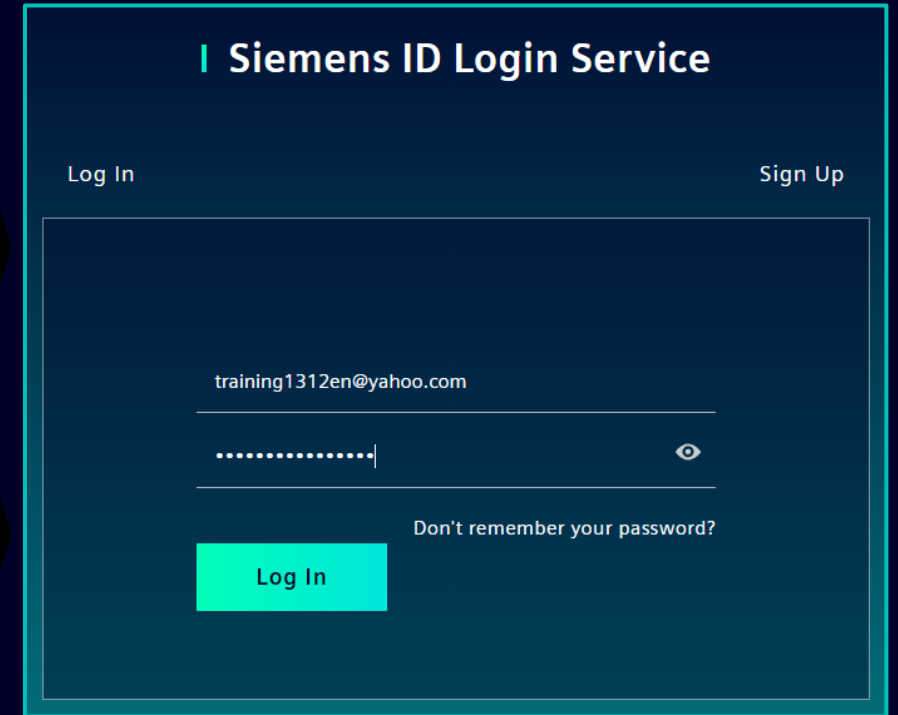
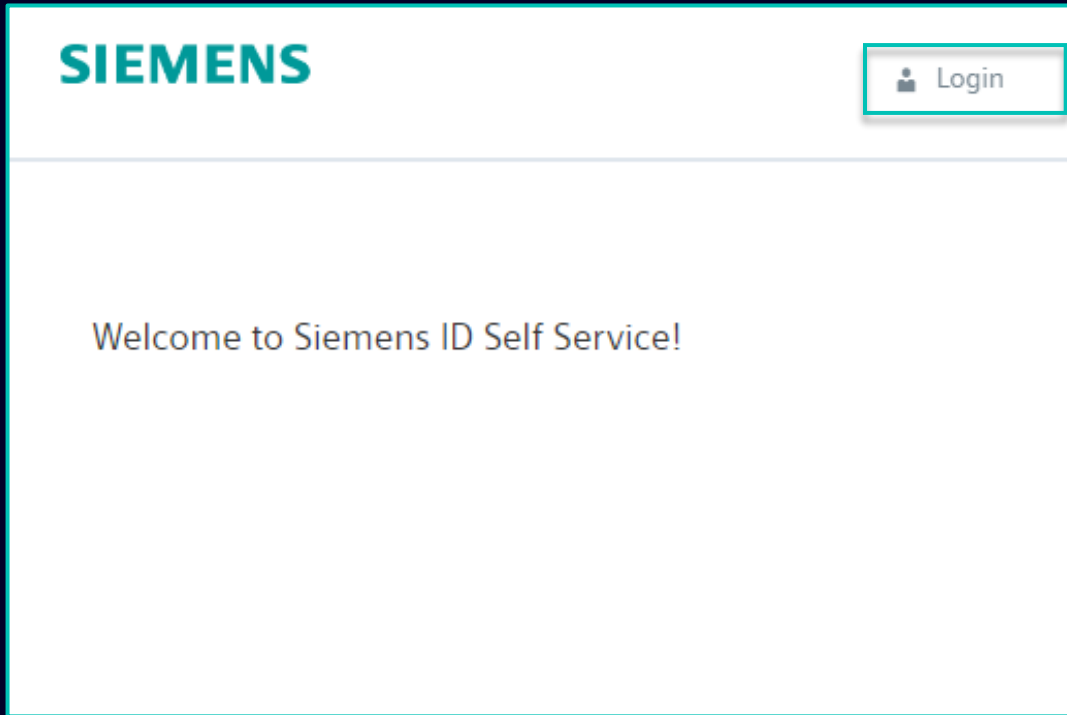
[siemens.com Global Website](#)

© Siemens 1996 - 2023

打开电子邮件并单击“Reset my password”。您将被重定向到初始西门子 ID 登录服务页面，您可以在其中重置新设置的密码。[然后继续这里。](#)

如何更改登录数据/验证方法

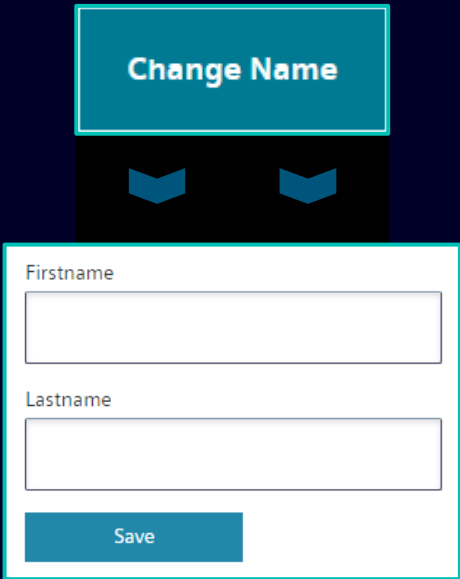
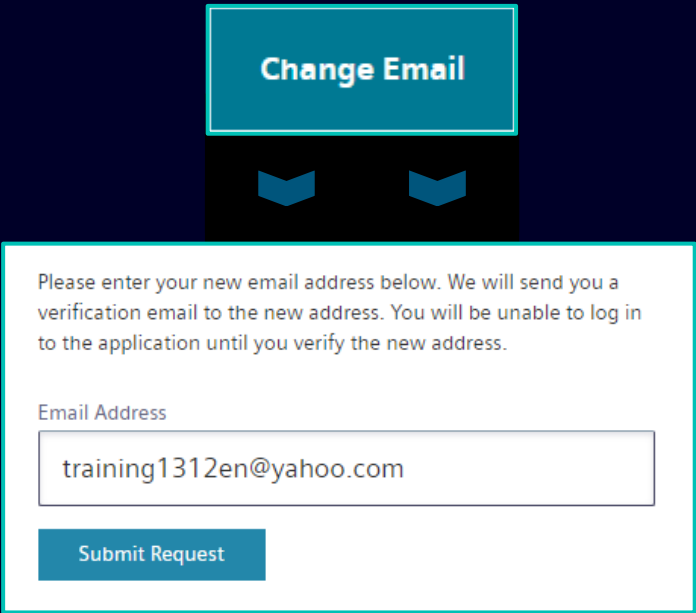
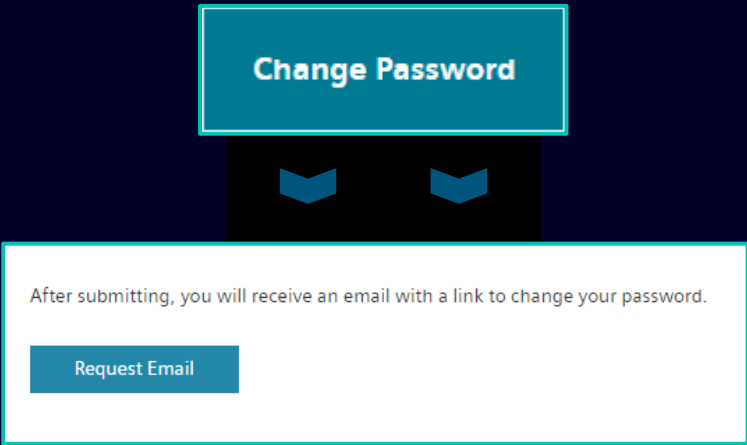
登录西门子 ID 自助服务



请访问<https://uss.login.siemens.com>并点击“Login”；在下一页上输入您的电子邮件和密码，然后单击“Log In”。

如何更改登录数据/验证方法

账户信息变更

 <p>The 'Change Name' form features a teal header with the text 'Change Name'. Below the header are two blue downward-pointing chevrons. The form contains two input fields: 'Firstname' and 'Lastname'. A teal 'Save' button is positioned at the bottom of the form.</p>	 <p>The 'Change Email' form has a teal header with the text 'Change Email'. Below the header are two blue downward-pointing chevrons. The form contains a text area with the instruction: 'Please enter your new email address below. We will send you a verification email to the new address. You will be unable to log in to the application until you verify the new address.' Below this is an 'Email Address' input field containing the text 'training1312en@yahoo.com'. A teal 'Submit Request' button is at the bottom.</p>	 <p>The 'Change Password' form has a teal header with the text 'Change Password'. Below the header are two blue downward-pointing chevrons. The form contains a text area with the instruction: 'After submitting, you will receive an email with a link to change your password.' A teal 'Request Email' button is at the bottom.</p>
<p>更改您的名字和姓氏不会影响身份验证逻辑。</p>	<p>更改您的电子邮件将禁用应用程序访问权限，直到新的电子邮件地址得到确认。之后，新的电子邮件地址可以用于现有的身份验证方法。</p>	<p>重置密码不会影响第二重身份验证方式。重置密码后，将预设当前身份验证设置。</p>
<p>提供第二重身份验证方法后，您将被重定向到上述配置文件设置。</p>		

如何更改登录数据/验证方法

多重身份验证方法更改



要更改您的多重身份验证方法，请单击“Multi-Factor-Authentication”——系统会要求您提供当前设置的身份验证方法。登录后选择删除图标并确认操作。如果您由于第二重身份验证方法不可用(例如手机丢失、无法访问 Guardian 应用程序或其他第二重身份验证应用程序)而尝试更改第二重身份验证方法，[请单击此处了解进一步步骤](#)。

如何更改登录数据/验证方法

多重身份验证方法更改

Here you can add a new Multi-Factor-Authentication method.

Add authentication method

An email with a link to specify your new Multi-Factor-Authentication method has been sent to training1312en@yahoo.com.

SIEMENS

Here you can add a new Multi-Factor-Authentication method.

Logout

Add authentication method

SIEMENS

2023-10-12

Protect Your Siemens Account

Two-factor authentication enhances the security of your account by using a secondary device to verify your identity. This prevents anyone but you from accessing your account, even if they know your password.

This process will help you set up your account with this added layer of security.

Start setup

Contact

Please do not reply to this e-mail, as we are unable to respond from this email address.

[siemens.com Global Website](#)

© Siemens 1996 - 2023

删除当前的身份验证方法后，您需要设置新的多重身份验证方法。单击“Add authentication method”以接收包含进一步说明的电子邮件。在继续设置新的第二重身份验证方法之前，请务必先退出您的帐户。完成后，打开您收到的邮箱通知，然后单击“Start setup”[并按照此处所述继续](#)。

如何更改登录数据/验证方法 通过恢复码登录

Verify Your Identity

We've sent a text message to:

XXXXXXXXXX1382

Enter the 6-digit code

Continue

Didn't receive a code? **Resend**

Try another method

Select a method to verify your identity

SMS

Recovery code

Verify Your Identity

Enter the recovery code you were provided during your initial enrollment.

Enter your recovery code

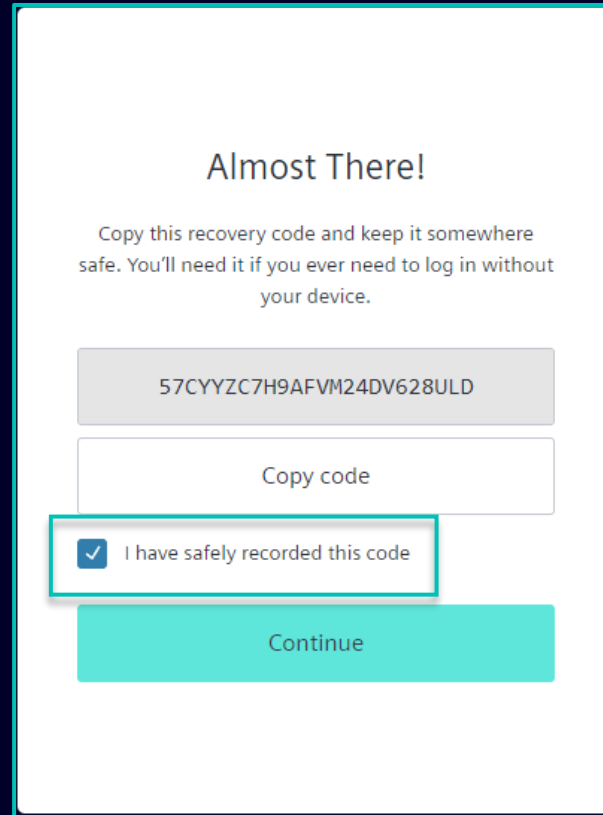
61795GRYHQ9G4J77C3QL19LH

Continue

Try another method

如果您需要更改第二个身份验证方法或者目前无法提供第二个身份验证，您可以使用首次登录时提供的恢复代码登录。在这种情况下，当要求进行第二次身份验证时，请选择“Try another method”，然后选择“Recovery code”选项。输入您的恢复代码并单击“Continue”。

如何更改登录数据/验证方法 通过恢复码登录



Almost There!

Copy this recovery code and keep it somewhere safe. You'll need it if you ever need to log in without your device.

57CYYZC7H9AFVM24DV628ULD

Copy code

I have safely recorded this code

Continue

您将获得一个新的恢复代码。请确保复制新的恢复代码并将其保存在安全的地方。旧的恢复代码可以被忽略，因为一旦您获得新的恢复代码，它就会被禁用。保存新的恢复代码后，单击“Continue”。

SMDM / 供应商权利 内容

1. 介绍 页 2

2. 如何选择认证方式？ 页 4

3. 如何添加/更新您的供应商主数据？ 页 19

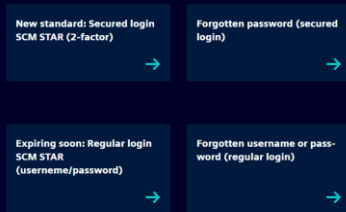
4. 进一步的沟通材料 页 28

进一步的沟通材料和总结 多媒体接触点

1

供应商门户

SCM Strategy And Realization -
SCM STAR



- SCM STAR 的一般信息
- 新闻和信息让您了解最新动态
- 获取培训材料 ([下载中心](#))

2

一级支持

User Help Desk

The User Help Desk is available from Monday to Friday, 07.00 a.m. – 08.00 p.m. CET. Supported Languages: English and German.

GBS Portal: [Open a ticket here](#)

Phone Support is no longer available since 01.10.2023

- 用户服务台/热线
- 通过电子邮件 – [单击此处](#)

谢谢

