

LAVA

FLOOR: YG607315 60×60/23.6"×23.6"



POLISHED
MATT



23.6"×23.6"
60×60
9.2mm


47.2"×23.6"
120×60
10mm



RECTIFIED



STAIN
RESISTANCE




FG607314
YW607314
FG277314/YW277314
POLISHED/MATT
60×60/23.6"×23.6"
120x60/47.2"×23.6"

★ BY ORDER
★ BY ORDER



FG607315
YW607315
FG277315/YW277315
POLISHED/MATT
60×60/23.6"×23.6"
120x60/47.2"×23.6"

★ BY ORDER
★ BY ORDER



FG607317
YW607317
FG277317/YW277317
POLISHED/MATT
60×60/23.6"×23.6"
120x60/47.2"×23.6"

★ BY ORDER
★ BY ORDER

Description:

LAVA has considerably teamed the fine quality and spirits of natural stone in harmony , aiming to explore independent modern decoration artworks with veracity and a distinctly accessible woman sensibility, fully matching space decoration function and aesthetics with exceptional technical performance and truly distinctive characteristics, delivering higher taste for the decoration living of modern people.

Marble+

Marble

Cement

Stone

Textile

Wood

LAVA

WALL: FG607317 60×60/23.6"×23.6"
FLOOR: FG607314 60×60/23.6"×23.6"



WALL:
FG607314
60×60/23.6"×23.6"

Marble+

Marble

Cement

Stone

Textile

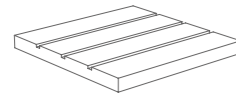
Wood

Technical Standards

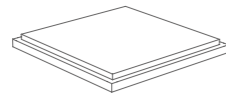
Tiles can be cut following the pattern or against the pattern. Special cuts outside this list can be provided under request.

SPECIAL PIECES

SLOT

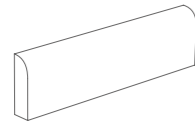


Longitudinal

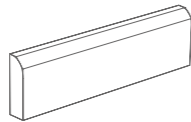


Square slot

SKIRTING

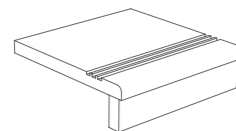


Bull-nose cut

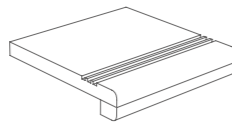


Bevel cut

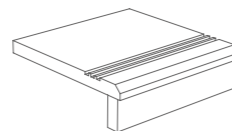
STEPS Anti-slip surface



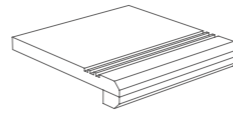
Bull-nose cut



Bull-nose cut

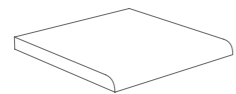


Bevel cut

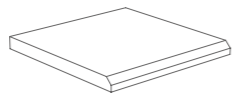


Bevel cut

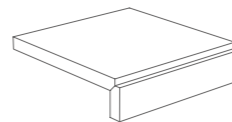
EDGES



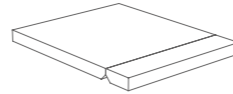
Bull-nose cut



Bevel cut

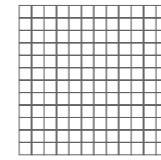


Bevel joint

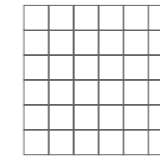


Bevel joint


MADE TO MEASURE



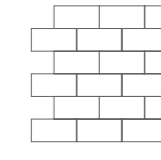
Mini-grid



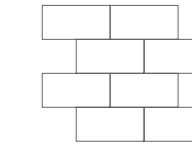
Checker board




Staggered brickwork



Staggered brickwork



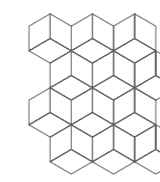
Staggered brickwork



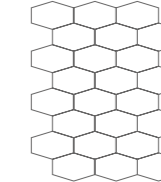
Herringbone



Hexagons



Diamond



Honeycomb

PLACEMENT GUIDE

1. Before box opening, please verify product specification/ dimension, color, etc; make sure product of the same model is put in the same area instead of blending product of different types (unless a special decorative effect is pursued on purpose).

2. Before placement, dress the wall or floor well; determine brick arrangement according to placement type; in case of directional pattern, the product shall be applied as per the marked direction to reach the optimal decorative effect.

3. During pre-placement, pull two mutually vertical lines in the dressed ground and check leveling with the spirit meter; the wall vertically is checked by the plummet.

4. The ceramic sheet is recommended to be used together with 225# cement; the ceramic tile is recommended to be used together with 325# cement or glue; before placement, the ceramic sheet shall be fully soaked instead of ceramic tile.

5. Mark line according to tile dimension and pay attention to reserve mortar joint.

6. During placement, tightly seal the joint by glue; upon request by customers, proper color additive can be used to fill in the joint.

7. During placement in main wall corner, proper amount of glue is applied to reach 1 cm thickness; put one tile in the glue; slightly knock it with a wooden hammer to ensure the tile surface, edge and the pulled line in parallel or vertical position.

8. During placement of wall tile, slightly knock on the tile a good many times till it is tightly fastened.

9. After placement in 1 hour, clean cement or other dirt in the tile surface timely till thorough cleanliness of tile surface.

10. After placement in 12 hours, make inspection by knocking on the tile surface. In case of hollow sound, rework is required.

11. Don't walk on or sweep the tile till 24 hours after placement. Thoroughly clean the tile by fresh water mixed with detergent. The shining floor and wall will be presented in front of you.

GLAZED PORCELAIN

| PROPERTIES | UNIT | ISO STANDARD REQUIREMENT | | RESULT | |
|---|-------|--|---|---------------|---------------|
| Size & Deviation | % | SIDE | The deviation of the average size of each tile from the work size | ±0.5 | -0.02- +0.03 |
| | | | The deviation of the average size for each tile from the work size of the 10 test specimens | ±0.4 | -0.01 - +0.01 |
| | | Thickness | | ±5 | -0.1 - +1.0 |
| Straightness of sides | % | ±0.2 | | -0.03 - +0.06 | |
| Rectangularity | % | ±0.5 | | -0.06 - +0.03 | |
| Surface flatness | mm | Center curvature | | ±0.4 | -0.02 - +0.04 |
| | | Warpage | | ±0.4 | -0.02 - +0.05 |
| | | Side curvature | | ±0.4 | -0.08 - +0.05 |
| Surface quality | - | A minimum of 95% of the tiles shall be free from chip, crack speck and visible defects that would impair the appearance of major area of | | Complied | |
| Water absorption | % | Average: E ≤0.5 | | 0.3% | |
| | | Single piece: E≤0.6 | | 0.3% | |
| Breaking Strength | N | When the thickness ≥7,5mm, the mean value shall not be less than 1300 | | 2183 | |
| Anti-slip | R | 9 | | 4 | |
| Resistance to household chemical reagent & swimming | - | No less than Class UB after test | | Class GA | |
| Resistance to low concentration acid or alkali | - | Report the result after test | | Class GA | |
| Stain resistance | - | No less than Class 3 after test | | Class GLA | |
| Certificate of static friction | - | Report the result after test | | Wet | 0.49 |
| | | | | Dry | 0.57 |
| Lead release Cadmium release | mg/dm | Report the result after test | | No release | |
| | mg/L | | | No release | |

UNGLAZED PORCELAIN

| PROPERTIES | UNIT | ISO STANDARD REQUIREMENT | | RESULT | |
|---|------|--|---|----------------------|---------------|
| Size & Deviation | % | SIDE | The deviation of the average size of each tile from the work size | ±0.5 | -0.01- +0.02 |
| | | | The deviation of the average size for each tile from the work size of the 10 test specimens | ±0.4 | -0.02 - +0.01 |
| | | Thickness | | ±5 | -0.9 - +0.9 |
| Straightness of sides | % | ±0.2 | | -0.04 - +0.05 | |
| Rectangularity | mm | Length difference of opposite sides ≤2.0 | | 0.5 | |
| | | Length difference of diagonal lines ≤2.0 | | 0.3 | |
| Surface flatness | mm | Upward warpage | | ≤2.0 | 0.3 |
| | | Downward warpage | | ≤2.0 | 0.3 |
| Surface quality | - | A minimum of 95% of the tiles shall be free from chip, crack speck and visible defects that would impair the appearance of major area of tiles | | Complied | |
| Water absorption | % | Average: E ≤0.5 | | 0.06% | |
| | | Single piece: E≤0.6 | | 0.4%-0.08% | |
| Breaking strength | N | If thickness ≥7.5mm, N≥1300 | | 2491 | |
| Modulus of Rupture | MPA | Average: ≥35 Single piece: ≥32 | | 59.8 40.7-84.1 | |
| Abrasion resistance | mm | Abrasion CBM ≤175 | | 116 | |
| Glossiness | - | ≥55 | | 88-90 | |
| Resistance to household chemical reagent & swimming pool alkali | - | No less than Class UB after test | | Class UA | |
| Thermal shock resistance | - | Report the result after test | | No crack | |
| Resistance to low concentration acid or alkali | - | Report the result after test | | Class ULA | |
| Stain resistance | - | No less than Class 3 after test | | Class 5 | |
| Coefficient of linear expansion | - | Report the result after test | | 7.1x10 ⁻⁶ | |
| Moisture expansion (mm/m) | - | Report the result after test | | <0.01 | |
| Shock recovery coefficient | - | Report the result after test | | 0.83 | |
| Certificate of static friction | - | Report the result after test | | Wet | 0.53 |
| | | | | Dry | 0.59 |