



MIRO

YG996252/YX996252

POLISHED/HONED
90x90/35.4"x35.4"
★ BY ORDER

POLISHED
HONED



V2

35.4"x35.4"
90×90
± 11mm



RECTIFIED



STAIN
RESISTANCE




FULL
BODY TILE




Description:

Surrounded by myriad eye-catching rocks and limpid water featured emerald green, the Marble Caves, one of the Seven Caves wonders of the world, in Patagonia, Chile, is hailed as a splendid paradise on earth. Be inspired by this, Dongpeng Marble+ Miro serves to create an atmosphere of elegance, dignity, and tranquility. This pure grey white color carrying traces of noble family and the vivid grains characterized by smooth and tenuous lines, are the favorite of designers and architects as they can inject infinite vitality into luxurious residential and commercial areas.


Made To Measure




Mini-grid



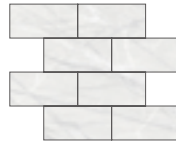
Checker board



Staggered brickwork



Staggered brickwork



Staggered brickwork

Marble+
Marble
Cement
Stone
Textile
Wood



MIRO

WALL: YG996252 90x90/35.4"x35.4"
FLOOR: YG996259 90x90/35.4"x35.4"

WALL:
FG277317
LAVA 120x60/47.2"x23.6"

FLOOR:
YG996252
White 90x90/35.4"x35.4"



Marble+

Marble

Cement

Stone

Textile

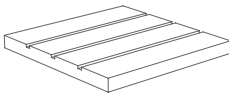
Wood

Technical Standards

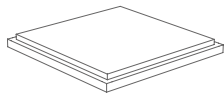
Tiles can be cut following the pattern or against the pattern. Special cuts outside this list can be provided under request.

SPECIAL PIECES

SLOT

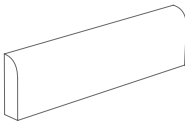


Longitudinal

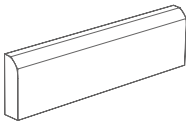


Square slot

SKIRTING

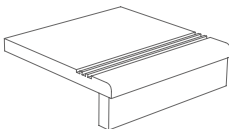


Bull-nose cut

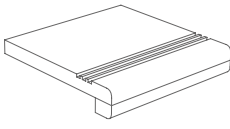


Bevel cut

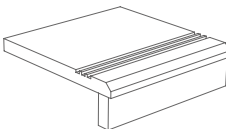
STEPS Anti-slip surface



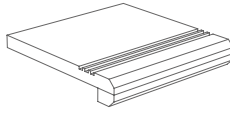
Bull-nose cut



Bull-nose cut

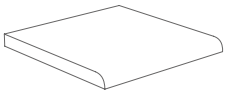


Bevel cut

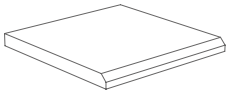


Bevel cut

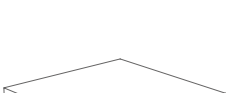
EDGES



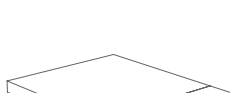
Bull-nose cut



Bevel cut




Bevel joint




Bevel joint


MADE TO MEASURE



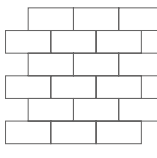
Mini-grid



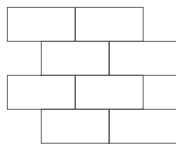
Checker board



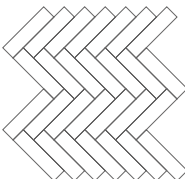
Staggered
brickwork



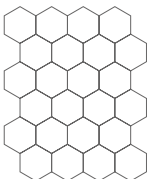
Staggered
brickwork



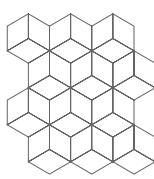
Staggered
brickwork



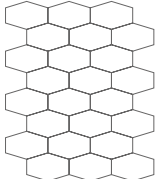
Herringbone



Hexagons



Diamond



Honeycomb

PLACEMENT GUIDE

1. Before box opening, please verify product specification/ dimension, color, etc; make sure product of the same model is put in the same area instead of blending product of different types (unless a special decorative effect is pursued on purpose).
2. Before placement, dress the wall or floor well; determine brick arrangement according to placement type; in case of directional pattern, the product shall be applied as per the marked direction to reach the optimal decorative effect.
3. During pre-placement, pull two mutually vertical lines in the dressed ground and check leveling with the spirit meter; the wall vertically is checked by the plummet.
4. The ceramic sheet is recommended to be used together with 225# cement; the ceramic tile is recommended to be used together with 325# cement or glue; before placement, the ceramic sheet shall be fully soaked instead of ceramic tile.
5. Mark line according to tile dimension and pay attention to reserve mortar joint.
6. During placement, tightly seal the joint by glue; upon request by customers, proper color additive can be used to fill in the joint.
7. During placement in main wall corner, proper amount of glue is applied to reach 1 cm thickness; put one tile in the glue; slightly knock it with a wooden hammer to ensure the tile surface, edge and the pulled line in parallel or vertical position.
8. During placement of wall tile, slightly knock on the tile a good many times till it is tightly fastened.
9. After placement in 1 hour, clean cement or other dirt in the tile surface timely till thorough cleanliness of tile surface.
10. After placement in 12 hours, make inspection by knocking on the tile surface. In case of hollow sound, rework is required.
11. Don't walk on or sweep the tile till 24 hours after placement. Thoroughly clean the tile by fresh water mixed with detergent. The shining floor and wall will be presented in front of you.

GLAZED PORCELAIN

PROPERTIES	UNIT	ISO STANDARD REQUIREMENT			RESULT
Size & Deviation	%	SIDE	The deviation of the average size of each tile from the work size	±0.5	-0.02- +0.03
			The deviation of the average size for each tile from the work size of the 10 test specimens	±0.4	-0.01 - +0.01
		Thickness		±5	-0.1 - +1.0
Straightness of sides	%	±0.2			-0.03 - +0.06
Rectangularity	%	±0.5			-0.06 - +0.03
Surface flatness	mm	Center curvature		±0.4	-0.02 - +0.04
		Warpage		±0.4	-0.02 - +0.05
		Side curvature		±0.4	-0.08 - +0.05
Surface quality	-	A minimum of 95% of the tiles shall be free from chip, crack speek and visible defects that would impair the appearence of major area of			Complied
Water absorption	%	Average: E ≤0.5			0.3%
		Single piece:E≤0.6			0.3%
Breaking Strength	N	When the thickness ≥7,5mm, the mean value shall not be less than 1300			2183
Anti-slip	R	9			4
Resistance to household chemical reagent & swimming	-	No less than Class UB after test			Class GA
Resistance to low concentration acid or alkali	-	Report the result after test			Class GA
Stain resistance	-	No less than Class 3 after test			Class GLA
Certificate of static friction	-	Report the result after test		Wet	0.49
				Dry	0.57
Lead release Cadmium release	mg/dm	Report the result after test			No release
	mg/L				No release

UNGLAZED PORCELAIN

PROPERTIES	UNIT	ISO STANDARD REQUIREMENT			RESULT
Size & Deviation	%	SIDE	The deviation of the average size of each tile from the work size	±0.5	-0.01- +0.02
			The deviation of the average size for each tile from the work size of the 10 test specimens	±0.4	-0.02 - +0.01
		Thickness		±5	-0.9 - +0.9
Straightness of sides	%	±0.2			-0.04 - +0.05
Rectangularity	mm	Length difference of opposite sides ≤2.0			0.5
		Length difference of diagonal lines ≤2.0			0.3
Surface flatness	mm	Upward warpage		≤2.0	0.3
		Downward warpage		≤2.0	0.3
Surface quality	-	A minimum of 95% of the tiles shall be free from chip, crack speek and visible defects that would impair the appearence of major area of tiles			Complied
Water absorption	%	Average: E ≤0.5			0.06%
		Single piece:E≤0.6			0.4%-0.08%
Breaking strength	N	If thickness ≥7.5mm,N≥1300			2491
Modulus of Rupture	MPA	Average: ≥35 Single piece: ≥32			59.8 40.7-84.1
Abrasion resistance	mm	Abrassion CBM ≤175			116
Glossiness	-	≥55			88-90
Resistance to household chemical reagent & swimming pool alkali	-	No less than Class UB after test			Class UA
Thermal shock resistance	-	Report the result after test			No crack
Resistance to low concentration acid or alkali	-	Report the result after test			Class ULA
Stain resistance	-	No less than Class 3 after test			Class 5
Coefficient of linear expansion		Report the result after test			7.1x10 ⁻⁶
Moisture expansion (mm/m)		Report the result after test			<0.01
Shock recovery coefficient	-	Report the result after test			0.83
Certificate of static friction	-	Report the result after test		Wet	0.53
				Dry	0.59