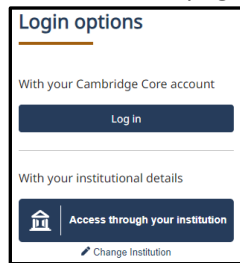


# Exporting Annotations from the Higher Education Website

**Background:** To export your Cambridge Spiral eReader annotations from the Higher Education Website, please follow the steps below. Feel free to reach out to us at [academictraining@cambridge.org](mailto:academictraining@cambridge.org) if you have any questions.

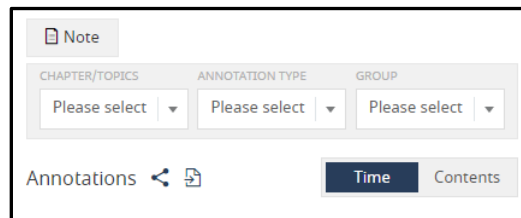
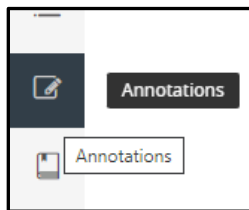
1. Log into the Higher Education site ([www.cambridge.org/highereducation](http://www.cambridge.org/highereducation)) with your account. If you don't already have an account, you can register for free using the 'Register' button in the top-right corner of the page.



2. Navigate to the landing page of the textbook for which you'd like to export annotations. Click on the 'Read Online' button to launch the eReader.



3. Select on the 'annotations' icon on the left-hand side, to open up the panel. Use the drop-down menus to filter annotations, as needed (e.g. by chapter, reading group, etc.)



4. Finally, click on the export button to launch a new window, from which you can download the PDF.

