

Sections

09 09 96 00
High Performance Coatings

POLYASPARTIC 745™

HIGH PERFORMANCE, TWO COMPONENT SOLVENT BASED POLYASPARTIC COATING DESIGNED TO REPEL CHEMICALS AND RESIST ABRASION. AVAILABLE IN A CLEAR HIGH GLOSS FINISH.

Description

The Polyaspartic 745 is a solvent-based, two-component, aliphatic polyaspartic coating designed to coat concrete floors or concrete countertops providing incredible abrasion resistance and chemical resistance. Recommended for indoor areas with high risk of exposure to chemical spills, fuel, heavy equipment, extreme temperatures and any other potentially damaging situation the substrate may encounter.

Polyaspartic 745 has an exceptionally fast dry-time, with a tack-free dry-time of 3-7 hours which makes it the best choice

for projects where a thin build coating is desired with a limited period of time for installation. Great for use on concrete countertops and concrete feather finish countertops where an extremely durable coating is needed.

Solids

90%

Appearance/color

Clear

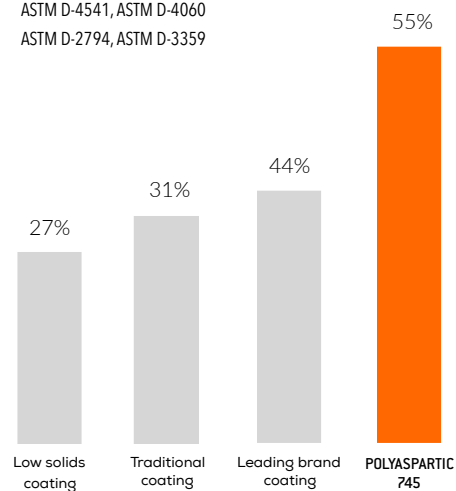
Coverage

150 ft²/gallon


IMPACT RESISTANCE
ABRASION RESISTANCE, CHEMICAL RESISTANCE

Meets the requirements of:

ASTM D-1308, ASTM D-3363,
ASTM D-4541, ASTM D-4060
ASTM D-2794, ASTM D-3359



Percentage Improvement vs. Control



Sections

09 09 96 00
High Performance Coatings



Technical Data Sheet

TECHNOLOGY // ADVANTAGES

- **Composition** - 90% solids nanotechnology driven high-performance solvent based polyaspartic coating
- **Excellent hardness** - provides a long service life without loss of flexibility
- **Excellent durability** - provides a long service life
- **May be used as a top coat** or a stand alone product
- **High strength**, tenacious adhesion
- **Maintains a cleanable, attractive**, hygienic surface, easily scrubbed and cleaned
- **Stops dusting** and allows for easy cleaning
- **Protects substrates from chemical spills** and corrosion, withstands heavy use
- **UV stable** - long term color retention, fade resistant
- **Abrasion resistant** and scratch resistant
- **Fast dry time** of 3 to 7 hours

For interior use only

TYPICAL PROPERTIES

Appearance - Available in clear

Packaging - Quart kit for countertops, 1.25 gallon kit, 2.5 gallon kit

VOC's - 100g/L maximum

Recommended Thickness - 3-5 mils (2-3 mils dry (DFT))


Shelf Life - 1 year (unopened) from date of manufacture

APPLICATIONS

- Interior
- Horizontal
- Concrete countertops
- Garages
- Shop Floors
- Warehouses

SUBSTRATES

- Concrete



Technical Data Sheet

Sections

09 09 96 00
High Performance Coatings

TESTING DATA

TECHNICAL SPECS

Feature: Durable Coating

Chemistry: Polyaspartic

Color: Clear

Finish: High gloss

Carrier: Solvent

Availability: 2 component kit

Packaging: Quart kit, 1.25 Gallon Kit, 2.5Gallon Kit

Coverage: 150 sq. ft. per gallon at 3-5 mils wet film thickness

Application Method: Roller/brush

Application Temperature: 55-90 degrees F with relative humidity below 75%

Number of Coats: 1

Clean up: Xylol

VOC Content: <100 g/L

Hardness: Shore D 30

Compressive Strength: 11,500 psi

Tensile Strength: 3,800 psi

Abrasion Resistance: 20 mg

Adhesion: 340 psi

Viscosity: 1000-2000 cps

Primer: Epoxy 325

CHEMICAL RESISTANCE

Xylene: Long term splash spill

1,1,1 trichloroethane: Short term splash spill

Mek: Not Recommended

Methanol: Short term splash spill

Ethyl Alcohol: Short Term Splash Spill

Skydrol: Long Term Splash Spill

50% Sodium Hydroxide: Long Term Immersion

10% Sulfuric Acid: Long term splash spill

10% HCl (aq): Long Term Splash Spill

Acetic Acid 5%: Long Term Splash Spill

CURE TIMES (70°F)

Pot Life - 1.5 - gallon volume: 20-25 minutes


Tack Free (dry to touch): 3-7 hours

Recoat or Topcoat: 5-8 hours

Light Foot Traffic: 6-8 hours

Full Cure (Heavy Traffic): 24-48 hours

Test results are averages obtained in a controlled environment, material and curing conditions of 70°F and 50% relative humidity. Reasonable variations should be expected .



Technical Data Sheet

Sections

09 09 96 00
High Performance Coatings

APPLICATION

Surface Prep

1. The concrete substrate to be coated must be clean, dry, and completely free of loose particles, grease, oil, or any substance that would interfere with proper bond.
2. Surface and air temperatures must be at least 55°F during application. Surface and air temperatures should not exceed 90°F. Keep material from freezing.
3. The surface-zone moisture content of the concrete should not exceed 4% wt. A test should be made to determine that the concrete has an appropriate vapor barrier. This can be done by placing a 4'X4' plastic sheet on the substrate and taping down the edges. If after 24 hours, the substrate is still dry below the plastic sheet, then the substrate does not show signs of eventual hydrostatic pressure problems that may later cause disbanding. Testing should be performed to confirm a moisture vapor emission rate below 3 lb/24hr/1000 ft² per ASTM F1869.
4. For a one or two coat thin build system (3-10 mils dry) we recommend either mechanical scarification or acid etching until a suitable profile is achieved. For a complete system build higher than 10 mils dry, we recommend a fine brush blast (shot blast). If acid is used to clean the concrete, neutralize the surface completely and rinse it with water prior to application. Then wait for the concrete to dry out for at least 24-48 hours.

Application

Mixing: This product has a mix ratio of 1.5 gallons part A to 1 gallon part B. Standard packages are in pre-measured kits and should be mixed as supplied in the kit. After the two parts are combined, mix well with slow speed mixing equipment such as a jiffy mixer until the material is thoroughly mixed and streak free. After mixing, transfer the mixed material to another pail (the transfer pail) and again remix. The material in the transfer pail is now ready to be applied on the primed substrate.

Application - The mixed material can be applied by brush, serrated squeegee, or roller. Maintain temperatures and relative humidity within the recommended ranges during the application and curing process. The product can be used as a topcoat to seal in the broadcasted paint chip or broadcasted quartz base for the final coat. Use an air release roller tool when needed. Improper mixing may result in product failure. It should be pointed out that relative humidity can have a dramatic influence on the curing characteristics. The product will dry quicker and have less working time when the relative humidity is higher while a lower relative humidity will lengthen the dry time and working time. Mix only an amount that can be applied in the time allotted. Be sure that any tie-ins to previously applied material is also within the recommended time allotted for use as the previously applied material may begin to tack off in a short period of time.

Recoating/Topcoating: This material can be applied in multiple layers to increase build or can also be used as the final topcoat to seal in the aggregate filled base system. If you opt to recoat or topcoat this product, you must first be sure that the coating has tacked off before recoating. Always remember that colder temperatures will require more cure time for the product before recoating or topcoating can commence.



Technical Data Sheet

Sections

09 09 96 00
High Performance Coatings

APPLICATION

Application Notes:

- Restrict the use of the floor to light traffic and non-harsh chemicals until the coating is fully cured. It is best to let the floor remain dry for the full cure cycle. Dependent on actual complete system application, surface may be slippery, especially when wet or contaminated; keep surface clean and dry.
- Some cleaners may affect the color of the floor installed. Test each cleaner in a small area, utilizing your cleaning technique. If no ill effects are noted, you can continue to clean with the product and process tested.
- Colors or clarity for clear may be affected by high humidity, low temperatures, or chemical exposure.
- For best results use a high quality nap roller.
- Slab on grade requires moisture barrier.
- Substrate temperature must be 5°F above dew point.
- Relative humidity must be below 75°F.
- All new concrete must be cured for at least 28 days.
- Improper mixing or too thick of an application may result in product failure.
- Do not expose this product to water until fully cured.
- Too thick of an application may result in surface imperfections or bubble generation.

Clean Up

Clean equipment, tools and surfaces with xylol. Unused or old material may be disposed of in a waste disposal site in accordance with local, state and federal laws.

Precautions/Safety

Use appropriate safety equipment during application and handling. Please refer to the safety data sheet (SDS) for additional precautionary instructions before use.



Technical Data Sheet

Sections

09 09 96 00
High Performance Coatings

APPLICATION

Best Performance

- Proper application is the responsibility of the user.
- Make sure the most current versions of technical data sheets and safety data sheets are being used.
- Keep out of reach of children and pets.
- Store in a cool, dry place away from direct sunlight. Avoid opened containers, as moisture will cure the material.

Coverage

150 square feet per gallon. Variations in texture and porosity of substrate will affect the coverage and performance of the product.

KreteTek Industries Inc.

66 River Road
Hudson, NH 03051

www.Ghostshield.com

Customer Service and Technical Support

1-855-KreteTek (1-855-573-8383)

Warranty

KreteTek Industries Inc. warrants our products are manufactured to strict quality assurance specifications and that the information supplied by us is accurate to the best of our knowledge. Such information supplied about our products is not a representation or a warranty. It is supplied on the condition that you shall make your own tests to determine the suitability of our product for your particular purpose. Any use or application other than recommended herein is the sole responsibility of the user. Listed physical properties are typical and should not be construed as specifications. No warranty is made, expressed or implied, regarding such other information, the data on which it is based or the results you will obtain from its use. We shall have no liability for incidental or consequential damages, direct or indirect. No representative is authorized to make any representation or warranty or assume any other liability on our behalf with any sale of our products.

Acceptance of delivery of our product means that you have accepted the terms of this warranty whether or not purchase orders or other documents state terms that vary from this warranty. No representative is authorized to make any representation or warranty or assume any other liability on our behalf with any sales of our products. Our products contain chemicals that may cause serious physical injury. Before using, read the Safety Data Sheet and follow the precautions to prevent bodily harm.

Purchaser must determine the suitability of the products for the intended use and assumes all risks and liabilities in connection therewith. This information and all further technical advice are based on KreteTek Industries Inc. present knowledge and experience. However, KreteTek Industries Inc. assumes no liability for providing such information and advice including the extent to which such information and advice may relate to existing third party intellectual property rights, especially patent rights, nor shall any legal relationship be created by or arise from the provision of such information and advice. KreteTek Industries Inc. reserves the right to make any changes according to technological progress or further developments. The Purchaser of the Product(s) must test the product(s) for suitability for the intended application and purpose before proceeding with a full application of the product(s). Performance of the product described herein should be verified by testing and carried out by qualified experts.

For professional use only.

Last revised 4/18