

Sections

09 09 96 00
High Performance Coatings

EPOXY 325™

HIGH PERFORMANCE, TWO COMPONENT CYCLO-ALIPHATIC WATER BASED EPOXY COATING DESIGNED TO REPEL CHEMICALS AND RESIST ABRASION. AVAILABLE IN A CLEAR OR COLORED SEMI-GLOSS FINISH.

Description

Epoxy 325 is a water-based, two-component epoxy designed to prime and coat concrete floors. Combining the highest quality of cycloaliphatic epoxy components, the 325 provides incredible abrasion and chemical resistance.

Recommended for indoor areas with high risk of exposure to chemical spills, fuel, heavy equipment and extreme temperatures. Best used as a primer in conjunction with

Urethane 645 as a top coat or as a standalone product.

Solids

53%

Appearance/color

Available in clear and variety of standard and custom colors

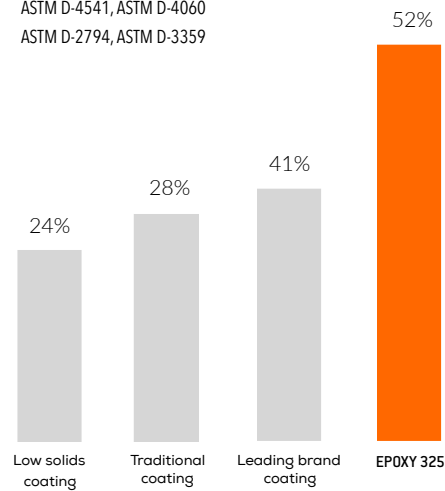
Coverage

200 ft²/gallon


IMPACT RESISTANCE
ABRASION RESISTANCE, CHEMICAL RESISTANCE

Meets the requirements of:

ASTM D-1308, ASTM D-3363,
ASTM D-4541, ASTM D-4060
ASTM D-2794, ASTM D-3359



Percentage Improvement vs. Control



Sections

09 09 96 00
High Performance Coatings



Technical Data Sheet

TECHNOLOGY // ADVANTAGES

- **Composition** - 53% solids nanotechnology driven high-performance water based cyclo-aliphatic epoxy coating
- **Excellent hardness** - provides a long service life without loss of flexibility
- **Excellent durability** - provides a long service life
- **May be used as a primer** or a stand alone product
- **High strength**, tenacious adhesion
- **Maintains a cleanable, attractive**, hygienic surface, easily scrubbed and cleaned
- **Stops dusting** and allows for easy cleaning
- **Protects substrates from chemical spills** and corrosion, withstands heavy use
- **UV stable** - long term color retention, fade resistant
- **Abrasion resistant** and scratch resistant
- **Provides a tough color-fast finish** on warehouse floors and auto repair shops

For interior use only

TYPICAL PROPERTIES

Appearance - Available in clear and variety of standard and custom colors

Packaging - 1 gallon kit, 2 gallon kit, 5 gallon kit

VOC's - 175 g/L maximum

Recommended Thickness - 5-7 mils (2-3 mils dry (DFT))


Shelf Life - 1 year (unopened) from date of manufacture

APPLICATIONS

- Interior
- Horizontal
- Garages
- Shop Floors
- Warehouses

SUBSTRATES

- Concrete



Technical Data Sheet

Sections

09 09 96 00
High Performance Coatings

TESTING DATA

TECHNICAL SPECS

Feature: Durable coating

Chemistry: Cyclo-aliphatic Epoxy

Color: Clear (amber), tile red, beige, medium gray, light gray, off white, white

Finish: Semi-gloss

Carrier: Water

Availability: 2 component kit

Packaging: 1 Gallon Kit, 2 Gallon Kit, 5 Gallon Kit

Coverage: 200 sq. ft. per gallon at 5-7 mils wet film thickness

Application Method: Roller/brush

Application Temperature: 55-90 degrees F with relative humidity below 75%

Number of Coats: 1

New Concrete: Yes, at least 28 days after being poured

Clean up: PM Solvent

VOC Content: 175 g/L

Film Thickness: 5-7 mils, (2-3 mils dry)

Impact Resistance: 50 in/lb

Abrasion Resistance: 54 mg

Adhesion: 425 psi

Viscosity: 700 cps

Primer: None

CHEMICAL RESISTANCE

10% Sodium Hydroxide: Long Term Splash Spill

10% Sulfuric: Short Term Splash Spill

10% Hydrochloric Acid: Short Term Splash Spill

20% Nitric Acid: Not recommended

50% Sodium Hydroxide: Short Term Splash Spill

Acetic Acid 5%: Short Term Splash Spill

Ethylene Glycol: Long Term Immersion

Gasoline: Short Term Splash Spill

Mek: Not Recommended

Xylene: Short Term Splash Spill

CURE TIMES (70°F)

Pot Life - 1 gallon volume: 1 - 1.5 hours

Tack Free (dry to touch): 5-8 hours

Recoat or Topcoat: 7-10 hours

Light Foot Traffic: 16-24 hours

Full Cure (Heavy Traffic): 2-7 days

Test results are averages obtained in a controlled environment, material and curing conditions of 70°F and 50% relative humidity. Reasonable variations should be expected .



Sections

09 09 96 00
High Performance Coatings

APPLICATION

Surface Prep

1. The concrete substrate to be coated must be clean, dry, and completely free of loose particles, grease, oil, or any substance that would interfere with proper bond.
2. Surface and air temperatures must be at least 55°F during application. Surface and air temperatures should not exceed 90°F. Keep material from freezing.
3. The surface-zone moisture content of the concrete should not exceed 4% wt. A test should be made to determine that the concrete has an appropriate vapor barrier. This can be done by placing a 4'X4' plastic sheet on the substrate and taping down the edges. If after 24 hours, the substrate is still dry below the plastic sheet, then the substrate does not show signs of eventual hydrostatic pressure problems that may later cause disbanding.
4. For a one or two coat thin build system (3-10 mils dry) we recommend either mechanical scarification or acid etching until a suitable profile is achieved. For a complete system build higher than 10 mils dry, we recommend a fine brush blast (shot blast). If acid is used to clean the concrete, neutralize the surface completely and rinse it with water prior to application. Then wait for the concrete to dry out for at least 24-48 hours.

Application

Mixing: This product comes pre-packaged by weight. Kits should be mixed in their entirety. Epoxy 325 A and Epoxy 325 B should be thoroughly mixed before combining. Scrape the bottom and sides of each container. Epoxy 325 A and Epoxy 325 B can then be combined (Epoxy 325 is sold as a pre-packaged kit and Epoxy 325 Part A should be mixed in its entirety with Epoxy 325 Part B). After the two parts are combined, mix well with slow speed mixing equipment such as a jiffy mixer until the material is thoroughly mixed and streak free. This product is an emulsion product and should be mixed well before using.

Application - Test the sealer in an inconspicuous area to ensure the desired coverage and appearance is achieved. The mixed material can be applied by brush or roller. Workable time is about 1 hour. Maintain temperatures within the recommended ranges during the application and curing process. Apply material with relative humidity within the parameters. When the end of the pot life has been reached, you will find that the material becomes hard to apply and will actually tend to roll back up onto the roller. Do not try to continue application when the coating has reached this step. Applications made at different times with differing environmental conditions, may show slight variations in gloss. Coverage is approximately 200 sq. ft. per gallon. Make sure you test the surface for dryness prior to use and allow at least 8 hours before walking. A full cure will take up to 7 days to complete.

Recoating/Topcoating: If you opt to recoat or topcoat this product, you must first be sure that all of the solvents and water have evaporated from the coating during the curing process. However, it is best to test the coating before recoating or topcoating. This can be done by pressing on the coating with your thumb to verify that no fingerprint impression is left. If no impression is created, then the recoat or topcoat can be started. Always remember that colder temperatures will require more cure time for the product before recoating or topcoating can commence. Before recoating or topcoating, check the coating to insure no epoxy blushes were developed (a whitish, greasy film or deglossing). If a blush is present, it must be removed prior to topcoating or recoating. A standard type detergent cleaner can be used to remove any blush. Many epoxy overlays and coatings as well as urethanes are compatible for use as a topcoat for this product as well as multiple coats of this product.



Sections

09 09 96 00
High Performance Coatings



Technical Data Sheet

APPLICATION

Application Notes:


- Restrict the use of the floor to light traffic and non-harsh chemicals until the coating is fully cured. It is best to let the floor remain dry for the full cure cycle. Dependent on actual complete system application, surface may be slippery, especially when wet or contaminated; keep surface clean and dry.
- Some cleaners may affect the color of the floor installed. Test each cleaner in a small area, utilizing your cleaning technique. If no ill effects are noted, you can continue to clean with the product and process tested.
- The clear is not water clear (it is an amber clear) and is not suitable for topcoating over previously color coated floors. The clear is suitable as a primer or concrete sealer only.
- Color or gloss may be affected by humidity, low temperatures, chemical exposure or sodium vapor lighting.
- Product will yellow in the presence of UV light.
- For best results use a 1/4" or 3/8" nap roller.
- Slab on grade requires moisture barrier.
- Substrate temperature must be 5°F above dew point.
- Relative humidity must be below 75°F.
- All new concrete must be cured for at least 28 days.
- Product color will vary from batch to batch. Use only product from the same batch for an entire job.
- Improper mixing or too thick of an application may result in product failure.
- Light or bright colors (white, etc.) may require multiple coats or a topcoat to achieve a satisfactory hide, depending on the substrate.
- For added chemical resistance, color stability or UV stability, topcoat with Urethane 645.

Clean Up

Clean equipment, tools and surfaces with PM solvent. Unused or old material may be disposed of in a waste disposal site in accordance with local, state and federal laws.

Precautions/Safety

Use appropriate safety equipment during application and handling. Please refer to the safety data sheet (SDS) for additional precautionary instructions before use.



Technical Data Sheet

Sections

09 09 96 00
High Performance Coatings

APPLICATION

Best Performance

- Proper application is the responsibility of the user.
- Make sure the most current versions of technical data sheets and safety data sheets are being used.
- Keep out of reach of children and pets.
- Store in a cool, dry place away from direct sunlight. Avoid opened containers, as moisture will cure the material.

Coverage

200 square feet per gallon. Variations in texture and porosity of substrate will affect the coverage and performance of the product.

KreteTek Industries Inc.

66 River Road
Hudson, NH 03051

www.Ghostshield.com

Customer Service and Technical Support

1-855-KreteTek (1-855-573-8383)

Warranty

KreteTek Industries Inc. warrants our products are manufactured to strict quality assurance specifications and that the information supplied by us is accurate to the best of our knowledge. Such information supplied about our products is not a representation or a warranty. It is supplied on the condition that you shall make your own tests to determine the suitability of our product for your particular purpose. Any use or application other than recommended herein is the sole responsibility of the user. Listed physical properties are typical and should not be construed as specifications. No warranty is made, expressed or implied, regarding such other information, the data on which it is based or the results you will obtain from its use. We shall have no liability for incidental or consequential damages, direct or indirect. No representative is authorized to make any representation or warranty or assume any other liability on our behalf with any sale of our products.

Acceptance of delivery of our product means that you have accepted the terms of this warranty whether or not purchase orders or other documents state terms that vary from this warranty. No representative is authorized to make any representation or warranty or assume any other liability on our behalf with any sales of our products. Our products contain chemicals that may cause serious physical injury. Before using, read the Safety Data Sheet and follow the precautions to prevent bodily harm.

Purchaser must determine the suitability of the products for the intended use and assumes all risks and liabilities in connection therewith. This information and all further technical advice are based on KreteTek Industries Inc. present knowledge and experience. However, KreteTek Industries Inc. assumes no liability for providing such information and advice including the extent to which such information and advice may relate to existing third party intellectual property rights, especially patent rights, nor shall any legal relationship be created by or arise from the provision of such information and advice. KreteTek Industries Inc. reserves the right to make any changes according to technological progress or further developments. The Purchaser of the Product(s) must test the product(s) for suitability for the intended application and purpose before proceeding with a full application of the product(s). Performance of the product described herein should be verified by testing and carried out by qualified experts.

For professional use only.

Last revised 4/18