

The trade professional's go-to-guide for fibre cement products and accessories by James Hardie.

Hardie™ Product Catalogue

March 2024



JamesHardie™

Hardie™ Products and Applications

Product / System (listed in alphabetical order)	Page	Application												
		Bathroom Construction	Bracing*	Weather Barriers	Cavity Construction	Commercial Facades	Commercial Flooring	Decking	Eaves & Soffits	Exterior Cladding	Fire and Acoustic Rated Wall Systems	Internal Lining	Structural Flooring	Thermal Break
Axon™ Cladding	12	●	●		●				●	●		●		
EasyLap™ Panel	36		●		●				●	●				
ExoTec™ Facade Panel and System	66				●	●			●	●				
Hardie™ Axent™ Trim	26,32													●
Hardie™ Break Thermal Strip	60												● ^	
Hardie™ Brushed Concrete Cladding	14		●		●				●	●		●		
Hardie™ Ceramic Tile Underlay	50	●												●
Hardie™ Deck	64							●						
Hardie™ Edge Base Trim	58													●
Hardie™ Fine Texture Cladding	16		●		●				●	●		●		
Hardie™ Flex Eaves Lining	56		●		●				●	●				
Hardie™ Flex Sheet	38									●				
Hardie™ Groove Lining	34								●			●		
Hardie™ Oblique™ Cladding	18				●					●				
Hardie™ Panel Compressed Sheet	48	●					●						●	
Hardie™ Plank Weatherboard	42		●		●					●				
Hardie™ Smart Wall Systems														
Hardie™ Smart Aged Care Wall System	70										●			
Hardie™ Smart Blade Wall System	72										●			
Hardie™ Smart Boundary Wall System	74										●			
Hardie™ Smart Intertenancy Wall System	76										●			
Hardie™ Smart ZeroLot™ Wall System	78										●			
Hardie™ Tex Base Sheet	40		●							●				
Hardie™ Wrap Weather Barrier	62			●										
Linea™ Weatherboard	20,28				●					●				
Matrix™ Cladding	22				●					●				
Primeline™ Weatherboard	30									●				
RAB™ Board	68		●	●										
Secura™ Exterior Flooring	52							●					●	
Secura™ Interior Flooring	54	●					●						●	
Stria™ Cladding	24				●					●				
Versilux™ Lining	46		●						●			●		
Villaboard™ Lining	44	●	●						●			●		

* Hardie™ Break Thermal Strip may not be suitable in Type A and B fire-resisting construction as per Specification C1.1 (Volume 1) of the National Construction Code. Contact James Hardie on 13 11 03 for further information and advice prior to specification.

Introduction

This catalogue is a quick reference guide for the Hardie™ product and accessory range. It lists each fibre cement product by product code and size followed by the accessories and tools which go with them to increase construction productivity.

Contents

Hardie™ Architectural Collection

A curated collection of profiles and textures that deliver modern looks and contemporary home designs.



Axon™ Cladding	12
Hardie™ Brushed Concrete Cladding	14
Hardie™ Fine Texture Cladding	16
Hardie™ Oblique™ Cladding	18
Linea™ Weatherboard	20
Matrix™ Cladding	22
Stria™ Cladding	24
Hardie™ Axent™ Trim	26

Hardie™ Hamptons Collection

A collection of products best suited to homes with the Hamptons look or those with a distinctively classic or decorative style.



Linea™ Weatherboard	28
Primeline™ Weatherboard (Chamfer, Newport, Heritage)	30
Hardie™ Axent™ Trim	32
Hardie™ Groove Lining	34

General

Cladding

Axon™ Cladding	12
EasyLap™ Panel	36
Hardie™ Brushed Concrete Cladding	14
Hardie™ Fine Texture Cladding	16
Hardie™ Flex Sheet	38
Hardie™ Oblique™ Cladding	18
Hardie™ Plank Weatherboard	42
Hardie™ Tex Base Sheet	40
Linea™ Weatherboard	20,28
Matrix™ Cladding	22
Primeline™ Weatherboard (Chamfer, Newport, Heritage)	30
Stria™ Cladding	24

Interior Lining

Villaboard™ Lining	44
Versilux™ Lining	46
Hardie™ Groove Lining	34

Commercial

Facade Systems

ExoTec™ Facade Panel and System	66
---------------------------------	----

Pre-Cladding

RAB™ Board	68
------------	----

Internal Linings

Versilux™ Lining	46
Villaboard™ Lining	44

Flooring

Hardie™ Panel Compressed Sheet 48

Flooring

Hardie™ Panel Compressed Sheet	48
Hardie™ Ceramic Tile Underlay	50
Secura™ Exterior Flooring	52
Secura™ Interior Flooring	54

Eaves

Hardie™ Flex Eaves Lining	56
---------------------------	----

Trim

Hardie™ Edge Base Trim	58
Hardie™ Axent™ Trim	26.3

Thermal Breaks and Weather Barriers

Hardie™ Break	60
Hardie™ Wrap Weather Barrier	62

Decking

Hardie™ Deck	64
--------------	----

Hardie™ Smart Wall Systems

Hardie™ Smart Fire & Acoustic Systems

Aged Care Wall System	70
Blade Wall System	72
Boundary Wall System	74
Intertenancy Wall System	76
ZeroLot™ Wall System	78

Note: for other thermal, fire and acoustic system solutions, visit jameshardie.com.au or contact James Hardie on 13 11 03.

It's Possible™ with James Hardie.

James Hardie is the #1 cladding brand
in Australia producing high-performance
fibre cement building solutions.



Key benefits of Hardie™ fibre cement products



Design versatility

Provides contemporary clean lines and pared-back aesthetics for homes with simple, bold forms.



Durable

Engineered to endure. Hardie™ fibre cement is fire resistant and resistant to damage from moisture and termites.



Fire resistant

Will not contribute to the spread of fire.



Resistant to moisture damage

Offers dimensional stability resisting swelling, movement and warping.



Flexible colour

Pre-primed and ready to paint in any colour.



Low maintenance

Easy to clean and holds on to paint well.



Resistant to termite damage

Stands up to termite attack.

We believe that home is a sanctuary and a canvas for self-expression. Our goal is to empower homeowners and building professionals to achieve their dream home, with quality products that enable endless possibilities for design and aesthetics, while also delivering trusted protection and long-lasting beauty.

The Hardie™ Difference

Hardie™ fibre cement is made from a mixture of cement, sand, water and cellulose fibre, sourced from sustainably grown pine trees. This unique formulation helps to create beautiful and durable exterior cladding solutions.

Hardie™ Fibre Cement is proudly Australian Made

James Hardie has provided Australian made building products to the market for over 100 years. By making our fibre cement in Australia, we proudly support and grow local manufacturing capability, help create jobs, strengthen local industries and bolster surrounding communities.





Safety is Our Number One Priority.

To work safely, you need to understand the hazards and know how to minimise the risks. At James Hardie, we believe that safety should be of paramount importance to everyone. We are committed to the safe use of our products. This guide is a straightforward approach to job site safety utilising best practices with Hardie™ products and solutions.



[Click here for the Hardie™ Best Practice Guide](#)

The Hardie™ Architectural Collection

The Hardie™ Architectural Collection offers a modern, simple integrated solution of selected Hardie™ fibre cement products and Hardie™ accessories to deliver fresh looks with trusted protection and lasting beauty.

It features a range of distinctive exterior cladding textures and profiles, including Hardie™ Brushed Concrete Cladding, Hardie™ Oblique Cladding and more. Created to complement each other, this curated cladding collection offers endless design possibilities so you can build modern homes from the ground up, with confidence.



Click here to
download The Hardie™
Architectural
Collection
Look Book

Design Versatility: A curated collection of cladding with distinctive textures and profiles that can be painted any colour and combined for personalised looks.

Reduced Complexity: One supplier and one trade are all you need for exterior walls. All Hardie™ Architectural Collection products can be installed by a carpenter. Help save time and complexity with no need for brickies, renderers or specialist trades.

Durability: Made from Hardie™ fibre cement, Hardie™ Architectural Collection products are durable, resistant to damage from moisture and termites, and deemed non-combustible

Connect with Confidence: James Hardie designed and approved joint and junction details. See our [Joints and Junctions Application Guide](#).




Hardie™ Brushed
Concrete Cladding

Hardie™ Fine
Texture Cladding

Hardie™
Oblique™ Cladding

Linea™
Weatherboard

Product comparison table

Product	Image	Description	Format
Axon™ Cladding		Vertically grooved panels offer the fine detail of vertical joint timber	Panel with shiplap edge
Stria™ Cladding		Deep grooves from the thick shiplap cladding boards deliver strong shadow lines	Board with shiplap edge
Matrix™ Cladding		Expressed-joint panels offer a bold industrial aesthetic	Panel with express joints enabled by a Hardie™ Cavity Batten
Linea™ Weatherboard		Deep shadow weatherboard offers clean horizontal lines for contemporary looks	Weatherboard overlap
Hardie™ Oblique™ Cladding		Unique grooves deliver highlights and shadows evoking standing seam metal cladding	Board with shiplap edge that creates unique groove
Hardie™ Brushed Concrete Cladding		Embedded texture reminiscent of softly-brushed concrete	Embedded-texture panel with shiplap edge that creates a subtle V-groove
Hardie™ Fine Texture Cladding		Embedded sand-like texture for a consistent render look	Embedded-texture panel with shiplap edge that creates a subtle V-groove



Stria™ Cladding



Axon™ Cladding



Matrix™ Cladding

[Click here to view The Hardie™ Architectural Collection website](#)

Modern Homes Forecast 2024

**At James Hardie, our
purpose is Building a
Better Future for All™
by understanding how
people want to live.**



Through an extensive research piece combining advanced AI-driven technology and interviews with expert architects, designers and key industry professionals, we identified the seven home designs that are driving the modern residential landscape now and into the future.

The designs include the popular Box Modern and Modern Coastal, the enduring styles of the Mid-Century Modern and Modern Heritage, and the rapidly emerging Modern Farmhouse, Barn and Japandi homes.

All our research efforts and collaborations are designed to help homeowners articulate exactly what they want and support trade and professionals to deliver their clients' dream modern homes without compromise.





Barn



Modern Farmhouse



Box Modern



Modern Heritage



Modern Coastal



Mid-Century Modern



Japandi





myHardies™


A mobile-first solution providing trade professionals with time-saving tools to better meet their everyday design and construction needs.

The platform also helps to connect architects, designers and builders with homeowners, customers and their community.

myHardies™ can help:

- Support exterior façade design
- Simplify estimating and ordering
- Provide real time technical support
- Result in a quality and profitable install of exterior facades for residential homes

Central business tools with an active dashboard - everything at trades' fingertips



Click here to register for myHardies™

Need more inspiration?

Explore popular modern looks and the cladding required to achieve them through our suite of inspirational tools:

- [Hardie™ Architectural Collection website](#)
- [Instagram](#), [Facebook](#)
- [Pinterest](#)
- [Hardie™ Home Guide](#)



Order a Sample

Experience our curated collections with a free sample. Trial your colour options by painting your sample with a low-sheen exterior paint, then see how all of your selections work together to ensure a cohesive palette. Our samples are cut to approximately 20cm x 20cm.



Click here to order a James Hardie product sample

Axon™ Cladding

Axon™ Cladding is a vertically grooved cladding panel that looks sharp and uniform. Pre-primed and easy to install, Axon™ Cladding delivers a pristine look that lasts.

Axon™ Cladding features a stepped shiplap joint on the long edges for easy installation, and it can be gun nailed. It is available in a smooth finish, and a grained finish for a timber look with the benefits of Hardie™ fibre cement.



Axon™ Cladding
133mm wide smooth



Smooth Texture
133mm wide
groove spacing



Smooth Texture
400mm wide
groove spacing



Grained Texture
133mm wide
groove spacing

Surface Texture	Product Code	Groove Spacing (mm)	Length (mm)	Width (mm)	Thickness (mm)	Weight per Unit° (kg)	Coverage per Panel (m²)
Smooth	403931	133	2,450	1,200	9	38	2.94
Smooth	404417	400	2,450	1,200	9	38	2.94
Smooth	403932	133	2,750	1,200	9	43	3.30
Smooth	404418	400	2,750	1,200	9	43	3.30
Smooth	403933	133	3,000	1,200	9	47	3.60
Smooth	404419	400	3,000	1,200	9	47	3.60
Smooth	404979	133	3,600	1,200	9	56	4.32
Grained	404512	133	3,000	1,200	9	47	3.60

Selling units per pack: 30 sheets

Notes:
All dimensions and masses provided are approximate only and subject to manufacturing tolerances.
Products are to be installed in accordance with the relevant and current Product Installation Guide and Technical Documentation.
For information relating to installation, best practices, warnings and warranties visit www.jameshardie.com.au or phone us on 13 11 03.

Key:
° Excludes pallet, glut and packaging.

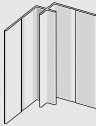
Axon™ Cladding Accessories



306100

Hardie™ 9mm Aluminium External Square Corner 3,000mm

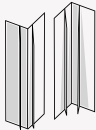
Aluminium extrusion that creates a square edge in external corner.
Length: 3,000mm
Selling Unit: 5 per pack



305520

Hardie™ 9mm Aluminium Internal Corner 3,000mm

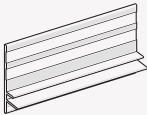
A ready to paint aluminium extrusion, to be used at internal corner junctions to conceal the board edge.
Length: 3,000mm
Selling Unit: 5 per pack



305513

Hardie™ Aluminium Snap On Corner 2 piece 3,000mm

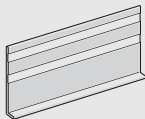
A ready to paint aluminium extrusion set, to be used at internal and external corner junctions to conceal the board edge.
Length: 3,000mm
(2 pieces per set)
Selling Unit: 5 sets per pack



**Jointer: 306190
Connector: 306191**

Hardie™ 9mm Aluminium Recessed Horizontal Joints and Connector

A recessed horizontal jointer that creates a 6mm horizontal shadow line.
Length: 3,000mm
Selling Unit: 5 per pack



**Jointer: 306192
Connector: 306193**

Hardie™ 9mm Aluminium Base Slimline Starter and Connector

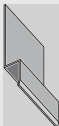
Aluminium base trim that creates a neat edge to the cladding whilst improving installation by supporting the bottom of the panel.
Length: 3,000mm
Selling Unit: 5 per pack



305613

Hardie™ 9mm Aluminium Horizontal h Flashing

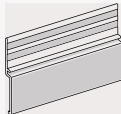
A ready to paint aluminium horizontal flashing to be used for horizontal control joints.
Length: 3,000mm
Selling Unit: 5 per pack



305614

Hardie™ 9mm Aluminium Horizontal h Joints

A ready to paint aluminium jointer, used to join the Hardie™ 9mm Aluminium Horizontal h Flashing.
Selling Unit: 10 per pack



**Jointer: 306105
Connector: 306111**

Hardie™ 9mm Aluminium Base Trim 3,000mm

A elegant aluminium trim for the base which can be used to cover the slab edges or as a detail under balconies and cantilevers. An alignment tab helps installation and creates a 6mm horizontal shadow line between the cladding and the trim.
Selling Unit: 5 per pack



304560

Hardie™ 50mm Foam Back Sealing Tape 25m roll

A self-adhesive foam tape to help improve water tightness. It is applied under sheet joins to the vapour permeable membrane along the stud face.
Length: 25 metres long roll
Selling Unit: 1 each

Hardie™ Brushed Concrete Cladding

This unique texture, which is embedded into the panel, is reminiscent of softly brushed concrete making it distinctively tactile. This sophisticated texture is perfect for creating modern facades, appearing smooth from a distance and surprisingly detailed up-close when used in ground floor applications.

Hardie™ Brushed Concrete Cladding can be used alone for a modern minimalist finish, or complementary to other Hardie™ exterior cladding solutions achieving a personalised design.

The textured pre-sealed fibre cement panels are connected to each other with shiplap joints resulting in a streamlined installation process and a consistent, quality finish.

The 8.5mm thick panels are compatible with a selection of Hardie™ 9mm accessories ensuring multiple Hardie™ cladding panels can be mixed and matched for diverse designs.



The fresh, flowing lines of Hardie™ Brushed Concrete Cladding are ideal for creating modern minimalist facades with interest.

Product Code	Length (mm)	Width (mm)	Thickness (mm)	Weight per Unit* (kg)	Coverage per Panel (m²)
405310	2,440	1,200	8.5	38	2.92
405311	2,750	1,200	8.5	43	3.3
405312	3,000	1,200	8.5	47	3.6
405309	3,600	1,200	8.5	56	4.32

Selling units per pack: 2,440x1,200mm - 40 sheets; 2,750x1,200mm - 40 sheets; 3,000x1,200mm - 40 sheets; 3,600x1,200mm - 30 sheets

Notes:

All dimensions and masses provided are approximate only and subject to manufacturing tolerances.

Products are to be installed in accordance with the relevant and current Product Installation Guide and Technical Documentation.

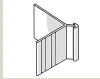

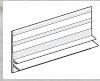
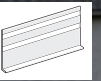
For information relating to installation, best practices, warnings and warranties visit www.jameshardie.com.au or phone us on 13 11 03.

Key:

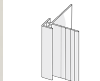
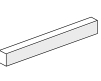

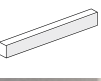
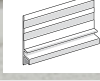
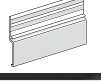

* Refer to the Hardie™ Fine Texture Cladding and Hardie™ Brushed Concrete Cladding Installation Guide for recommendations regarding fixing to steel frames.

‡ Excludes pallet, glut and packaging.

Hardie™ Brushed Concrete Cladding Design Led Accessories

 <p>306102</p>	<p>Hardie™ 9mm Aluminium External Slimline Corner</p> <p>A sleek external corner with a sharp, minimal edge. It holds the panels tight with just 3.5mm of coverage.</p> <p>Length: 3,000mm Selling Unit: 5 per pack</p>	 <p>306103</p>	<p>Hardie™ 9mm Aluminium Internal Concave Corner</p> <p>A concave internal corner that gives 10mm of cover to conceal panel edges.</p> <p>Length: 3,000mm Selling Unit: 5 per pack</p>
 <p>Jointer: 306190 Connector: 306191</p>	<p>Hardie™ 9mm Aluminium Recessed Horizontal Jointer and Connector</p> <p>A recessed horizontal jointer that creates a 6mm horizontal shadow line.</p> <p>Length: 3,000mm Selling Unit: 5 per pack</p>	 <p>Jointer: 306192 Connector: 306193</p>	<p>Hardie™ 9mm Aluminium Base Slimline Starter and Connector</p> <p>Aluminium base trim that creates a neat edge to the cladding whilst improving installation by supporting the bottom of the panel.</p> <p>Length: 3,000mm Selling Unit: 5 per pack</p>

Hardie™ Brushed Concrete Cladding Functional Accessories


 <p>306100</p>	<p>Hardie™ 9mm Aluminium External Square Corner</p> <p>Aluminium extrusion that creates a square edge in external corner.</p> <p>Selling Unit: 5 per pack</p>	 <p>405260</p>	<p>External Corner using Hardie™ Axent™ Trim</p> <p>External corner created with 2 Hardie™ Axent™ Trims 45x19mm.</p> <p>Selling Unit: 1 each</p>
 <p>305520</p>	<p>Hardie™ 9mm Aluminium Internal Corner</p> <p>Aluminium extrusion that creates an internal box corner.</p> <p>Selling Unit: 5 per pack</p>	 <p>405261</p>	<p>Internal Corner using Hardie™ Axent™ Trim</p> <p>Internal corner created with 1 Hardie™ Axent™ Trim 45x38mm.</p> <p>Selling Unit: 1 each</p>
 <p>Jointer: 306104 Connector: 306110</p>	<p>Hardie™ 9mm Aluminium Horizontal Express Jointer and Connector</p> <p>A horizontal jointer that creates a 6mm horizontal shadow line whilst concealing the edge of the bottom panels.</p> <p>Selling Unit: 5 per pack</p>	 <p>Jointer: 306105 Connector: 306111</p>	<p>Hardie™ 9mm Aluminium Base Trim and Connector</p> <p>A elegant trim used to cover the slab edges or as a detail under balconies and cantilevers.</p> <p>Selling Unit: 1 each</p>
 <p>304560</p>	<p>Hardie™ 50mm Foam Back Sealing Tape 25m roll</p> <p>A self-adhesive foam tape to help improve water tightness. It is applied under sheet joins to the vapour permeable membrane along the stud face.</p> <p>Length: 25 metres long roll Selling Unit: 1 each</p>		

Hardie™ Fine Texture Cladding

Hardie™ Fine Texture Cladding is a pre-sealed fibre cement panel embedded with a fine render texture. The render look feels calming and uncluttered compared with the busyness of a brick wall. Its subtlety aids design by putting the focus on the building's form, or by allowing bold cladding features to stand out.

It's durable and lower maintenance than traditional cement render to stay looking good for many years to come.

Use in residential single and medium density buildings including alterations and additions on timber or light gauge steel* framed buildings.



Achieve a modern, minimalist aesthetic with **Hardie™ Fine Texture Cladding**. The smooth, natural sand texture adds warmth and diffuses light, giving your new home, renovation or extension a fine matte finish.

Product Code	Length (mm)	Width (mm)	Thickness (mm)	Weight per Unit ^a (kg)	Coverage per Panel (m ²)
405252	2,440	1,200	8.5	37	2.92
405255	2,750	1,200	8.5	41	3.3
405253	3,000	1,200	8.5	45	3.60
405254	3,600	1,200	8.5	54	4.32



Selling units per pack: 2,440x1,200mm - 40 sheets; 2,750x1,200mm - 40 sheets; 3,000x1,200mm - 40 sheets; 3,600x1,200mm - 30 sheets

Notes:

All dimensions and masses provided are approximate only and subject to manufacturing tolerances.

Products are to be installed in accordance with the relevant and current Product Installation Guide and Technical Documentation.

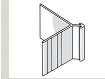

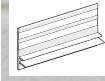
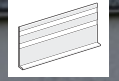
For information relating to installation, best practices, warnings and warranties visit www.jameshardie.com.au or phone us on 13 11 03.

Key:


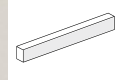

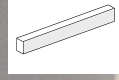

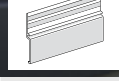

* Refer to the Hardie™ Fine Texture Cladding and Hardie™ Brushed Concrete Cladding Installation Guide for recommendations regarding fixing to steel frames.

^a Excludes pallet, glut and packaging.

Hardie™ Fine Texture Cladding Design Led Accessories

 <p>306102</p>	<p>Hardie™ 9mm Aluminium External Slimline Corner</p> <p>A sleek external corner with a sharp, minimal edge. It holds the panels tight with just 3.5mm of coverage.</p> <p>Length: 3,000mm Selling Unit: 5 per pack</p>	 <p>306103</p>	<p>Hardie™ 9mm Aluminium Internal Concave Corner</p> <p>A concave internal corner that gives 10mm of cover to conceal panel edges.</p> <p>Length: 3,000mm Selling Unit: 5 per pack</p>
 <p>Jointer: 306190 Connector: 306191</p>	<p>Hardie™ 9mm Aluminium Recessed Horizontal Jointer and Connector</p> <p>A recessed horizontal jointer that creates a 6mm horizontal shadow line.</p> <p>Length: 3,000mm Selling Unit: 5 per pack</p>	 <p>Jointer: 306192 Connector: 306193</p>	<p>Hardie™ 9mm Aluminium Base Slimline Starter and Connector</p> <p>Aluminium base trim that creates a neat edge to the cladding whilst improving installation by supporting the bottom of the panel.</p> <p>Length: 3,000mm Selling Unit: 5 per pack</p>

Hardie™ Fine Texture Cladding Functional Accessories

 <p>306100</p>	<p>Hardie™ 9mm Aluminium External Square Corner</p> <p>Aluminium extrusion that creates a square edge in external corner.</p> <p>Selling Unit: 5 per pack</p>	 <p>405260</p>	<p>External Corner using Hardie™ Axent™ Trim</p> <p>External corner created with 2 Hardie™ Axent™ Trims 45x19mm.</p> <p>Selling Unit: 1 each</p>
 <p>305520</p>	<p>Hardie™ 9mm Aluminium Internal Corner</p> <p>Aluminium extrusion that creates an internal box corner.</p> <p>Selling Unit: 5 per pack</p>	 <p>405261</p>	<p>Internal Corner using Hardie™ Axent™ Trim</p> <p>Internal corner created with 1 Hardie™ Axent™ Trim 45x38mm.</p> <p>Selling Unit: 1 each</p>
 <p>Jointer: 306104 Connector: 306110</p>	<p>Hardie™ 9mm Aluminium Horizontal Express Jointer and Connector</p> <p>A horizontal jointer that creates a 6mm horizontal shadow line whilst concealing the edge of the bottom panels.</p> <p>Length: 3,000mm Selling Unit: 5 per pack</p>	 <p>Jointer: 306105 Connector: 306111</p>	<p>Hardie™ 9mm Aluminium Base Trim and Connector</p> <p>A elegant trim used to cover the slab edges or as a detail under balconies and cantilevers.</p> <p>Selling Unit: 1 each</p>
 <p>304560</p>	<p>Hardie™ 50mm Foam Back Sealing Tape 25m roll</p> <p>A self-adhesive foam tape to help improve water tightness. It is applied under sheet joins to the vapour permeable membrane along the stud face.</p> <p>Length: 25 metres long roll Selling Unit: 1 each</p>		



Hardie™ Oblique™ Cladding

Evokes a bold, contemporary aesthetic with the wide grooves and bespoke design flexibility of Hardie™ Oblique™ Cladding.

Hardie™ Oblique™ Cladding is the only Hardie™ exterior cladding with a slanted groove edge, delivering highlights and shadows. The smooth and durable boards are pre-sealed and ready to paint in any colour.

With two widths available – 200mm and 300mm – the boards can be mixed and matched. Install a single width throughout, alternate the two widths, or create custom staggered combinations, delivering a fresh, contemporary aesthetic.

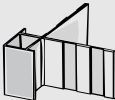
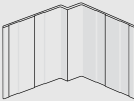
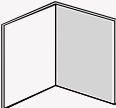
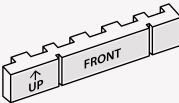
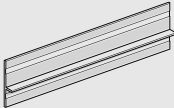
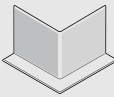
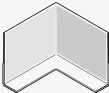
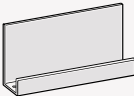
Hardie™ Oblique™ Cladding bespoke arrangement



Product Code	Length (mm)	Width (mm)	Thickness (mm)	Groove Spacing (mm)	Weight per Unit ^o (kg)	Coverage Information	
						Effective Width Cover (mm)	Effective Coverage per Unit (m ²)
405300	2,750	200	14	175	10	175	0.48
405301	4,200	200	14	175	15	175	0.74
405302	2,750	300	14	275	15	275	0.76
405303	4,200	300	14	275	22	275	1.16

Selling units per pack: 200mm - 75 boards; 300mm - 45 boards

Hardie™ Oblique™ Cladding Accessories

 <p>305519</p>	<p>Hardie™ 14mm Aluminium External Corner 3,000mm</p> <p>A neat aluminium external corner for 14mm thick Hardie™ fibre cement boards in horizontal or vertical orientations. Use with Hardie™ Oblique™ and Stria™ Cladding. Length: 3,000mm Selling Unit: 5 per pack</p>	 <p>305518</p>	<p>Hardie™ 14mm Aluminium Internal Corner 3,000mm</p> <p>A neat aluminium internal corner for 14mm thick Hardie™ fibre cement boards in horizontal or vertical orientations. Use with Hardie™ Oblique™ and Stria™ Cladding. Length: 3,000mm Selling Unit: 5 per pack</p>
 <p>305564</p>	<p>Hardie™ 75x75mm COLORBOND® Corner Flashing 3,000mm</p> <p>A COLORBOND® corner flashing for use behind cladding at internal and external corners. Length: 3,000mm Selling Unit: 5 per pack</p>	 <p>306181</p>	<p>Hardie™ Castellated Batten 20x45x2,700mm</p> <p>A non-structural horizontal timber batten for cavity construction. The grooves provide drainage and ventilation. Use with Hardie™ Oblique™ and Stria™ Cladding shiplap boards in a vertical orientation. Selling Unit: 10 per pack</p>
 <p>Jointer: 306128 Connector: 306132</p>	<p>Hardie™ 14mm Aluminium Trimline Joint Flashing 3,000mm</p> <p>A horizontal jointer for additional rows of Hardie™ Oblique™ or Stria™ cladding in a vertical orientation. The lip butts into the boards below while a 6mm gap is left to the boards above. Length: 3,000mm Selling Unit: 5 per pack</p>	 <p>306130</p>	<p>Hardie™ 14mm Aluminium Trimline External Corner Jointer</p> <p>An external corner that works with Hardie™ 14mm Aluminium Trimline Joint Flashing 3,000mm (Product code 306128). Used to join additional rows of Hardie™ Oblique™ or Stria™ cladding. Selling Unit: 20 per pack</p>
 <p>306131</p>	<p>Hardie™ 14mm Aluminium Trimline Internal Corner Jointer</p> <p>An internal corner that works with Hardie™ 14mm Aluminium Trimline Joint Flashing 3,000mm (Product code 306128). Used to join additional rows of Hardie™ Oblique™ or Stria™ cladding. Selling Unit: 20 per pack</p>	 <p>305555</p>	<p>Hardie™ 18mm PVC Cavity Vent Strip</p> <p>A perforated PVC extrusion used at the bottom of walls behind cladding. Length: 3,000mm Selling Unit: 25 per pack</p>

Notes:

All dimensions and masses provided are approximate only and subject to manufacturing tolerances. Products are to be installed in accordance with the relevant and current Product Installation Guide and Technical Documentation. For information relating to installation, best practices, warnings and warranties visit www.jameshardie.com.au or phone us on 13 11 03.

Key:
° Excludes pallet, glut and packaging.

Linea™ Weatherboard

Linea™ Weatherboard is a pre-primed thick horizontal weatherboard with deep shadow lines. With Linea™ Weatherboard, you can harness the features and charm of traditional weatherboard styles without the hassles of timber and with the benefits of Hardie™ fibre cement.

Made to withstand our harsh and unpredictable climate, Linea™ Weatherboard is ideal for creating a Hamptons or coastal inspired look in new homes or renovations.



Profile	Product Code	Length (mm)	Width (mm)	Thickness (mm)	End details	Weight per Unit° (kg)	Coverage Information	
							Effective Width Cover (mm)	Effective Coverage per Plank (m²)
Linea™ Weatherboard 150mm	403930	4,200	150	16	Tongue & Groove	14	120	0.5
Linea™ Weatherboard 180mm	403912	4,200	180	16	Tongue & Groove	17	150	0.63

Selling units per pack: 90 lengths

Notes:

All dimensions and masses provided are approximate only and subject to manufacturing tolerances. Products are to be installed in accordance with the relevant and current Product Installation Guide and Technical Documentation. For information relating to installation, best practices, warnings and warranties visit www.jameshardie.com.au or phone us on 13 11 03.

Key:

^ Hardie™ Joint Sealant is unsuitable as a fire rated sealant. ° Excludes pallet, glut and packaging.

Linea™ Weatherboard Accessories


 <p>305512</p>	<p>Linea™ Aluminium External Slimline Boxed Corner 3,600mm Long</p> <p>A ready to paint aluminium extrusion to be used with Linea™ Weatherboard to create external boxed corners.</p> <p>Length: 3,600mm Selling Unit: 5 per pack</p>	 <p>305511</p>	<p>Linea™ 16mm Aluminium Internal Corner 3,600mm</p> <p>A ready to paint aluminium extrusion to be used with Stria™ Cladding and Linea™ Weatherboard to create internal corners.</p> <p>Length: 3,600mm Selling Unit: 5 per pack</p>
 <p>305574</p>	<p>Linea™ Aluminium Corner Soaker for 150mm wide boards</p> <p>A ready to paint aluminium external corner soaker for use with Linea™ Weatherboard.</p> <p>Selling Unit: 100 per box</p>	 <p>305572</p>	<p>Linea™ Aluminium Corner Soaker for 180mm wide boards</p> <p>A ready to paint aluminium external corner soaker for use with Linea™ Weatherboard.</p> <p>Selling Unit: 100 per box</p>
 <p>305570</p>	<p>Linea™ PVC Box Corner Z Flashing 2,700mm long</p> <p>A PVC Z flashing for use with Linea™ Weatherboard in conjunction with Axent™ Trim to form external corners.</p> <p>Length: 2,700mm Selling Unit: 25 per pack</p>	 <p>305571</p>	<p>Linea™ PVC Starter Strip 3,000mm long</p> <p>A perforated PVC starter strip used to set out the bottom edge of Linea™ Weatherboard at the correct angle.</p> <p>Length: 3,000mm Selling Unit: 25 per pack</p>
 <p>305510</p>	<p>Linea™ Aluminium Universal Window Adapter 3,700mm long</p> <p>A ready to paint aluminium extrusion to be used adjacent to windows to finish the edge of Linea™ Weatherboard.</p> <p>Length: 3,700mm Selling Unit: 5 per pack</p>	 <p>305984</p>	<p>Hardie™ Drive Screw 41mm Square Drive</p> <p>A class 3 self-tapping wing-tipped screw for fastening to 0.5mm to 1.6mm BMT light gauge steel frames.</p> <p>Selling Unit: 1,000 per box</p>
 <p>305982</p>	<p>Hardie™ Drive Screw 41mm Phillips Drive Collated</p> <p>A class 3 self-tapping wing-tipped screw for fastening to 0.5mm to 1.6mm BMT light gauge steel frames. Suitable for use in most auto feed screw guns.</p> <p>Selling Unit: 1,000 per box</p>	 <p>300660</p>	<p>Hardie™ Blade 185mm</p> <p>A poly-diamond blade for fast and clean cutting of Hardie™ fibre cement products.</p> <p>Diameter: 185mm Selling Unit: 1 each</p>
 <p>303375</p>	<p>Hardie™ Blade 254mm</p> <p>A poly-diamond blade for fast and clean cutting of Hardie™ fibre cement products.</p> <p>Diameter: 254mm Selling Unit: 1 each</p>	 <p>305534</p>	<p>Hardie™ Joint Sealant* 300mL cartridge</p> <p>A general purpose, paintable, exterior grade polyurethane joint sealant.</p> <p>300mL cartridge Selling Unit: 20 per box</p>
 <p>305672</p>	<p>Hardie™ Joint Sealant* 600mL sausage</p> <p>A general purpose, paintable, exterior grade polyurethane joint sealant.</p> <p>600mL sausage Selling Unit: 20 per box</p>		

Matrix™ Cladding

Matrix™ Cladding is a pre-primed exterior cladding system with a geometric look created by an express joint which leaves a precise 10mm gap between panels.

Choose from various panel sizes to create a variety of geometric shapes in square, vertical, horizontal and brick pattern layouts.

Matrix™ Cladding panels are installed on vertical cavity battens with horizontal backing strips. They're suitable for use in residential and medium-density applications wherever a modern look is required. It brings design diversity and suits mixed cladding designs in new builds as well as upper floor and ground floor extensions.



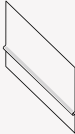
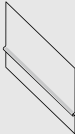



Product Code	Length (mm)	Width (mm)	Thickness (mm)	Weight per Unit ^a (kg)	Coverage per Panel (m ²)
403811	1,190	1,190	8	17	1.42
403810	2,390	590	8	17	1.41
404169	2,990	1,190	8	43	3.56

Selling units per pack: 30

Hardie™ Cavity Batten

405307	3,000	70	19	5	-
--------	-------	----	----	---	---

Matrix™ Cladding Accessories

	<p>Hardie™ 9mm Aluminium External Square Corner 3,000mm</p> <p>Aluminium extrusion that creates a square edge in external corner. Length: 3,000mm Selling Unit: 5 per pack</p>		<p>Hardie™ 18mm PVC Cavity Vent Strip 3,000mm</p> <p>A perforated PVC extrusion used at the bottom of walls behind Matrix™ Cladding. Selling Unit: 25 per pack</p>
	<p>Hardie™ Backing Strip 1,190mm</p> <p>A weather seal at horizontal panel joints for use with ExoTec™ Facade Panel and System and Matrix™ Cladding. Length: 1,190mm Selling Unit: 10 per pack or each</p>		<p>Hardie™ Backing Strip 2,390mm</p> <p>A weather seal at horizontal panel joints for use with ExoTec™ Facade Panel and System and Matrix™ Cladding. Length: 2,390mm Selling Unit: 10 per pack or each</p>
	<p>Hardie™ Backing Strip 2,990mm</p> <p>A weather seal at horizontal panel joints for use with ExoTec™ Facade Panel and System and Matrix™ Cladding. Length: 2,990mm Selling Unit: 10 per pack or each</p>		<p>Hardie™ Facade Washers</p> <p>Facade washers used for exposed fastener fixing with ExoTec™ Facade Panel and System and Matrix™ Cladding. Selling Unit: 1,000 per bag</p>
	<p>Hardie™ Drive Screw 41mm Square Drive</p> <p>A class 3 self-tapping wing-tipped screw for fastening to 0.5mm to 1.6mm BMT light gauge steel frames. Selling Unit: 1,000 per box</p>		<p>Hardie™ Drive Screw 41mm Phillips Drive Collated</p> <p>A class 3 self-tapping wing-tipped screw for fastening to 0.5mm to 1.6mm BMT light gauge steel frames. Suitable for use in most auto feed screw guns. Selling Unit: 1,000 per box</p>
	<p>Hardie™ Blade 185mm/254mm</p> <p>A poly-diamond blade for fast and clean cutting of Hardie™ fibre cement products. 185mm / 254mm Diameter: 185mm / 254mm Selling Unit: 1 each</p>		<p>Hardie™ Joint Sealant* 300mL cartridge</p> <p>A general purpose, paintable, exterior grade polyurethane joint sealant. 300mL cartridge Selling Unit: 20 per box</p>
	<p>Hardie™ Joint Sealant* 600mL sausage</p> <p>A general purpose, paintable, exterior grade polyurethane joint sealant. 600mL sausage Selling Unit: 20 per box</p>		<p>Hardie™ Base Coat 15kg Bag</p> <p>A water-resistant base coat compound. Selling Unit: 1 each</p>

Notes:
All dimensions and masses provided are approximate only and subject to manufacturing tolerances.
Products are to be installed in accordance with the relevant and current Product Installation Guide and Technical Documentation.
For information relating to installation, best practices, warnings and warranties visit www.jameshardie.com.au or phone us on 13 11 03.

Key:
^ Hardie™ Joint Sealant is unsuitable as a fire rated sealant. ° Excludes pallet, glut and packaging.

Stria™ Cladding

Achieve a range of sleek looks with customisable Stria™ Cladding. Featuring deep grooves from the thick shiplap cladding boards, the Stria™ range is an easy way to get strong horizontal or vertical line details in modern home and townhouse designs. Stria™ Cladding suits contemporary looks where a bold, but pared back aesthetic is desired. Introduce design versatility into your home by varying the application and switch between widths and orient the boards vertically or panelise them with the vertical flashing stop accessory.


Stria™ Cladding Standard Profile 325mm wide:
14mm thick with a square horizontal edge. It has a deep 15mm wide groove at 300mm intervals.

Stria™ Cladding Wide Profile 405mm wide:
14mm thick with a square horizontal edge. It has a deep 15mm wide groove at 380mm intervals.

Stria™ Cladding is suitable for use in residential applications wherever a timeless, classic and enduring look is required, including external walls in composite or full construction, upper-storey and ground-level extensions and internal feature walls.



Standard Profile
325mm wide



Wide Profile
405mm wide

Profile	Product Code	Length (mm)	Width (mm)	Thickness (mm)	Weight per Unit ^o (kg)	Coverage Information	
						Effective Width Cover (mm)	Effective Coverage per Plank (m ²)
Standard	404063	4,200	325	14	26	300	1.26
Wide	404413	4,200	405	14	33	380	1.6

Selling units per pack: 325mm – 60 boards; 405mm - 40 boards

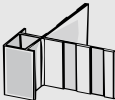
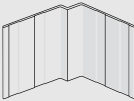
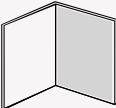
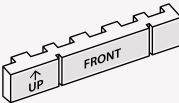
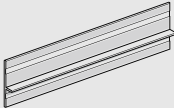
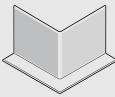
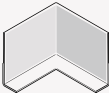
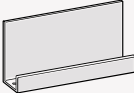
Notes:

All dimensions and masses provided are approximate only and subject to manufacturing tolerances. Products are to be installed in accordance with the relevant and current Product Installation Guide and Technical Documentation. For information relating to installation, best practices, warnings and warranties visit www.jameshardie.com.au or phone us on 13 11 03.

Key:

^o Excludes pallet, glut and packaging.

Stria™ Cladding Accessories


 <p>305519</p>	<p>Hardie™ 14mm Aluminium External Corner 3,000mm</p> <p>A neat aluminium external corner for 14mm thick Hardie™ fibre cement boards in horizontal or vertical orientations. Use with Hardie™ Oblique™ and Stria™ Cladding. Length: 3,000mm Selling Unit: 5 per pack</p>	 <p>305518</p>	<p>Hardie™ 14mm Aluminium Internal Corner 3,000mm</p> <p>A neat aluminium internal corner for 14mm thick Hardie™ fibre cement boards in horizontal or vertical orientations. Use with Hardie™ Oblique™ and Stria™ Cladding. Length: 3,000mm Selling Unit: 5 per pack</p>
 <p>305564</p>	<p>Hardie™ 75x75mm COLORBOND® Corner Flashing 3,000mm</p> <p>A COLORBOND® corner flashing for use behind cladding at internal and external corners. Length: 3,000mm Selling Unit: 5 per pack</p>	 <p>306181</p>	<p>Hardie™ Castellated Batten 20x45x2,700mm</p> <p>A non-structural horizontal timber batten for cavity construction. The grooves provide drainage and ventilation. Use with Hardie™ Oblique™ and Stria™ Cladding shiplap boards in a vertical orientation. Selling Unit: 10 per pack</p>
 <p>Jointer: 306128 Connector: 306132</p>	<p>Hardie™ 14mm Aluminium Trimline Joint Flashing 3,000mm</p> <p>A horizontal jointer for additional rows of Hardie™ Oblique™ or Stria™ cladding in a vertical orientation. The lip butts into the boards below while a 6mm gap is left to the boards above. Length: 3,000mm Selling Unit: 5 per pack</p>	 <p>306130</p>	<p>Hardie™ 14mm Aluminium Trimline External Corner Jointer</p> <p>An external corner that works with Hardie™ 14mm Aluminium Trimline Joint Flashing 3,000mm (Product code 306128). Used to join additional rows of Hardie™ Oblique™ or Stria™ cladding. Selling Unit: 20 per pack</p>
 <p>306131</p>	<p>Hardie™ 14mm Aluminium Trimline Internal Corner Jointer</p> <p>An internal corner that works with Hardie™ 14mm Aluminium Trimline Joint Flashing 3,000mm (Product code 306128). Used to join additional rows of Hardie™ Oblique™ or Stria™ cladding. Selling Unit: 20 per pack</p>	 <p>305555</p>	<p>Hardie™ 18mm PVC Cavity Vent Strip</p> <p>A perforated PVC extrusion used at the bottom of walls behind cladding. Length: 3,000mm Selling Unit: 25 per pack</p>

Key:
^ Hardie™ Joint Sealant is unsuitable as a fire rated sealant.

Hardie™ Axent™ Trim

Add the perfect finishing touches to a new home or renovation with Hardie™ Axent™ Trim, and ensure the window and door trims stay looking as good as the Hardie™ fibre cement cladding.

Ideal to use as a durable batten to achieve a modern board and batten look, as well as internal and external corners. Hardie™ Axent™ Trim won't shrink, swell, warp or split like soft wood trims can.



Hardie™ Axent™ Trim



Finish	Product Code	Length (mm)	Width (mm)	Thickness (mm)	Weight per Unit° (kg)
Smooth	405260	3,000	45	19	3
Smooth	405257	3,000	70	19	5
Smooth	405258	3,000	89	19	6
Smooth	405261	3,000	45	38	6
Smooth	405262	3,000	89	38	12

Hardie™ Axent™ Trim Tools



300660

Hardie™ Blade 185mm

A poly-diamond blade for fast and clean cutting of Hardie™ fibre cement products.
Diameter: 185mm
Selling Unit: 1 each



303375

Hardie™ Blade 254mm

A poly-diamond blade for fast and clean cutting of Hardie™ fibre cement products.
Diameter: 254mm
Selling Unit: 1 each



305534

Hardie™ Joint Sealant[^] 300mL cartridge

A general purpose, paintable, exterior grade polyurethane joint sealant.
300mL cartridge
Selling Unit: 20 per box



305672

Hardie™ Joint Sealant[^] 600mL sausage

A general purpose, paintable, exterior grade polyurethane joint sealant.
600mL sausage
Selling Unit: 20 per box

Notes:
All dimensions and masses provided are approximate only and subject to manufacturing tolerances.
Products are to be installed in accordance with the relevant and current Product Installation Guide and Technical Documentation.
For information relating to installation, best practices, warnings and warranties visit www.jameshardie.com.au or phone us on 13 11 03.

Key:
[^] Hardie™ Joint Sealant is unsuitable as a fire rated sealant. ^o Excludes pallet, glut and packaging.

Linea™ Weatherboard

Linea™ Weatherboard is a pre-primed thick horizontal weatherboard with deep shadow lines. With Linea™ Weatherboard, you can harness the features and charm of traditional weatherboard styles without the hassles of timber and with the benefits of Hardie™ fibre cement.

Made to withstand our harsh and unpredictable climate, Linea™ Weatherboard is ideal for creating a Hamptons or coastal inspired look in new homes or renovations.



Profile	Product Code	Length (mm)	Width (mm)	Thickness (mm)	End details	Weight per Unit° (kg)	Coverage Information	
							Effective Width Cover (mm)	Effective Coverage per Plank (m²)
Linea™ Weatherboard 150mm	403930	4,200	150	16	Tongue & Groove	14	120	0.5
Linea™ Weatherboard 180mm	403912	4,200	180	16	Tongue & Groove	17	150	0.63

Selling units per pack: 90 lengths

Notes:
 All dimensions and masses provided are approximate only and subject to manufacturing tolerances.
 Products are to be installed in accordance with the relevant and current Product Installation Guide and Technical Documentation.
 For information relating to installation, best practices, warnings and warranties visit www.jameshardie.com.au or phone us on 13 11 03.

Key:
 ^ Hardie™ Joint Sealant is unsuitable as a fire rated sealant. ° Excludes pallet, glut and packaging.

Linea™ Weatherboard Accessories

	<p>Linea™ Aluminium External Slimline Boxed Corner 3,600mm Long</p> <p>A ready to paint aluminium extrusion to be used with Linea™ Weatherboard to create external boxed corners.</p> <p>Length: 3,600mm Selling Unit: 5 per pack</p>		<p>Linea™ 16mm Aluminium Internal Corner 3,600mm</p> <p>A ready to paint aluminium extrusion to be used with Stria™ Cladding and Linea™ Weatherboard to create internal corners.</p> <p>Length: 3,600mm Selling Unit: 5 per pack</p>
	<p>Linea™ Aluminium Corner Soaker for 150mm wide boards</p> <p>A ready to paint aluminium external corner soaker for use with Linea™ Weatherboard.</p> <p>Selling Unit: 100 per box</p>		<p>Linea™ Aluminium Corner Soaker for 180mm wide boards</p> <p>A ready to paint aluminium external corner soaker for use with Linea™ Weatherboard.</p> <p>Selling Unit: 100 per box</p>
	<p>Linea™ PVC Box Corner Z Flashing 2,700mm long</p> <p>A PVC Z flashing for use with Linea™ Weatherboard in conjunction with Axent™ Trim to form external corners.</p> <p>Length: 2,700mm Selling Unit: 25 per pack</p>		<p>Linea™ PVC Starter Strip 3,000mm long</p> <p>A perforated PVC starter strip used to set out the bottom edge of Linea™ Weatherboard at the correct angle.</p> <p>Length: 3,000mm Selling Unit: 25 per pack</p>
	<p>Linea™ Aluminium Universal Window Adapter 3,700mm long</p> <p>A ready to paint aluminium extrusion to be used adjacent to windows to finish the edge of Linea™ Weatherboard.</p> <p>Length: 3,700mm Selling Unit: 5 per pack</p>		<p>Hardie™ Drive Screw 41mm Square Drive</p> <p>A class 3 self-tapping wing-tipped screw for fastening to 0.5mm to 1.6mm BMT light gauge steel frames.</p> <p>Selling Unit: 1,000 per box</p>
	<p>Hardie™ Drive Screw 41mm Phillips Drive Collated</p> <p>A class 3 self-tapping wing-tipped screw for fastening to 0.5mm to 1.6mm BMT light gauge steel frames. Suitable for use in most auto feed screw guns.</p> <p>Selling Unit: 1,000 per box</p>		<p>Hardie™ Blade 185mm</p> <p>A poly-diamond blade for fast and clean cutting of Hardie™ fibre cement products.</p> <p>Diameter: 185mm Selling Unit: 1 each</p>
	<p>Hardie™ Blade 254mm</p> <p>A poly-diamond blade for fast and clean cutting of Hardie™ fibre cement products.</p> <p>Diameter: 254mm Selling Unit: 1 each</p>		<p>Hardie™ Joint Sealant* 300mL cartridge</p> <p>A general purpose, paintable, exterior grade polyurethane joint sealant.</p> <p>300mL cartridge Selling Unit: 20 per box</p>
	<p>Hardie™ Joint Sealant* 600mL sausage</p> <p>A general purpose, paintable, exterior grade polyurethane joint sealant.</p> <p>600mL sausage Selling Unit: 20 per box</p>		

Primeline™ Weatherboard

Primeline™ Weatherboard is a pre-primed, site painted weatherboard in a range of profiles from contemporary to traditional.

The range includes the following weatherboards:

PrimeLine™ Heritage: a double-width weatherboard with rebated edges to create shadow lines.

PrimeLine™ Newport: a smooth, narrow weatherboard. Compatible with the Hardie™ Lock fixing system.

PrimeLine™ Chamfer: a double-width weatherboard with clean lines to create a shadow effect.

Primeline™ Weatherboard is suitable for use as external cladding in residential single and medium-density homes, including renovations and extensions, where a traditional or contemporary weatherboard look is required. Ideal for full or composite construction designs on either timber or light gauge steel framed homes.

Primeline™ Newport Weatherboard



PrimeLine™ Heritage Weatherboard
pre-primed double board width, with rebated edge to create shadow lines.



PrimeLine™ Newport Weatherboard
pre-primed smooth, narrow board; Hardie™ Lock fixing system.

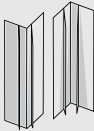
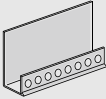
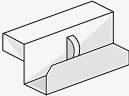


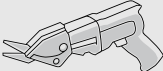






PrimeLine™ Chamfer Weatherboard
pre-primed double board width, with clean lines to create shadow effect.

Profile	Product Code	Length (mm)	Width (mm)	Thickness (mm)	Weight per Unit° (kg)	Coverage Information	
						Effective Width Cover (mm)	Effective Coverage per Plank (m²)
Heritage ^a	400153	4,200	300	9	17	278	1.17
Newport ^a	400319	4,200	170	9	10	142	0.6
Chamfer ^a	400103	4,200	300	9	17	278	1.17

Selling units per pack: Heritage: 90 lengths, Newport: 120 lengths, Chamfer: 90 lengths

Primeline™ Weatherboard Accessories

	<p>Hardie™ Aluminium Snap On Corner 2 piece 3,000mm</p> <p>A ready to paint aluminium extrusion set, to be used at internal and external corner junctions to conceal the board edge.</p> <p>Length: 3,000mm (2 pieces per set)</p> <p>Selling Unit: 5 sets per pack</p>		<p>Hardie™ 7.5mm PVC Starter Strip 3,000mm</p> <p>A perforated PVC extrusion, used with PrimeLine™ Newport Weatherboard to kick out the bottom row to the correct angle.</p> <p>Length: 3,000mm</p> <p>Selling Unit: 25 per pack</p>
	<p>PrimeLine™ Galvanised Universal Off Stud Joint Clip⁺</p> <p>A galvanised metal clip to be used for off stud jointing of PrimeLine™ Heritage and PrimeLine™ Chamfer Weatherboard.</p> <p>Note: Not suitable for coastal applications, see installation manual for further information.</p> <p>Selling Unit: 100 per box</p>		<p>Hardie™ Drive Screw 41mm Square Drive</p> <p>A class 3 self-tapping wing-tipped screw for fastening to 0.5mm to 1.6mm BMT light gauge steel frames.</p> <p>Selling Unit: 1,000 per box</p>
	<p>Hardie™ Drive Screw 41mm Phillips Drive Collated</p> <p>A class 3 self-tapping wing-tipped screw for fastening to 0.5mm to 1.6mm BMT light gauge steel frames. Suitable for use in most auto feed screw guns.</p> <p>Selling Unit: 1,000 per box</p>		<p>Hardie™ Fibreshears</p> <p>Electric tool for cutting fibre cement sheets.</p> <p>Selling Unit: 1 each</p>
	<p>Hardie™ Blade 185mm</p> <p>A poly-diamond blade for fast and clean cutting of Hardie™ fibre cement products.</p> <p>Diameter: 185mm</p> <p>Selling Unit: 1 each</p>		<p>Hardie™ Blade 254mm</p> <p>A poly-diamond blade for fast and clean cutting of Hardie™ fibre cement products.</p> <p>Diameter: 254mm</p> <p>Selling Unit: 1 each</p>
	<p>Hardie™ Joint Sealant* 300mL cartridge</p> <p>A general purpose, paintable, exterior grade polyurethane joint sealant.</p> <p>300mL cartridge</p> <p>Selling Unit: 20 per box</p>		<p>Hardie™ Joint Sealant* 600mL sausage</p> <p>A general purpose, paintable, exterior grade polyurethane joint sealant.</p> <p>600mL sausage</p> <p>Selling Unit: 20 per box</p>

Notes:

All dimensions and masses provided are approximate only and subject to manufacturing tolerances.
Products are to be installed in accordance with the relevant and current Product Installation Guide and Technical Documentation.
For information relating to installation, best practices, warnings and warranties visit www.jameshardie.com.au or phone us on 13 11 03.

Key:

* Not suitable for coastal applications, see installation manual for further information. ⁺ Compatible with the Hardie™ Lock fixing system.
⁺ Double board profile. ⁺ Hardie™ Joint Sealant is unsuitable as a fire rated sealant. [°] Excludes pallet, glut and packaging.

Hardie™ Axent™ Trim

Add the perfect finishing touches to a new home or renovation with Hardie™ Axent™ Trim, and ensure the window and door trims stay looking as good as the Hardie™ fibre cement cladding.

Ideal to use as a durable batten to achieve a modern board and batten look, as well as internal and external corners. Hardie™ Axent™ Trim won't shrink, swell, warp or split like soft wood trims can.

The 38mm thick sizes work well with thick, overlapping Linea™ Weatherboard.



Finish	Product Code	Length (mm)	Width (mm)	Thickness (mm)	Weight per Unit° (kg)
Smooth	405260	3,000	45	19	3
Smooth	405257	3,000	70	19	5
Smooth	405258	3,000	89	19	6
Smooth	405261	3,000	45	38	6
Smooth	405262	3,000	89	38	12

Selling units per pack: 1 each

Hardie™ Axent™ Trim Tools



300660

Hardie™ Blade 185mm

A poly-diamond blade for fast and clean cutting of Hardie™ fibre cement products.
Diameter: 185mm
Selling Unit: 1 each



303375

Hardie™ Blade 254mm

A poly-diamond blade for fast and clean cutting of Hardie™ fibre cement products.
Diameter: 254mm
Selling Unit: 1 each



305534

Hardie™ Joint Sealant[^] 300mL cartridge

A general purpose, paintable, exterior grade polyurethane joint sealant.
300mL cartridge
Selling Unit: 20 per box



305672

Hardie™ Joint Sealant[^] 600mL sausage

A general purpose, paintable, exterior grade polyurethane joint sealant.
600mL sausage
Selling Unit: 20 per box


Notes:
All dimensions and masses provided are approximate only and subject to manufacturing tolerances.
Products are to be installed in accordance with the relevant and current Product Installation Guide and Technical Documentation.
For information relating to installation, best practices, warnings and warranties visit www.jameshardie.com.au or phone us on 13 11 03.

Key:
[^] Hardie™ Joint Sealant is unsuitable as a fire rated sealant. ^o Excludes pallet, glut and packaging.

Hardie™ Groove Lining

Hardie™ Groove Lining is a flat sheet that has vertical V-shaped grooves carved into its face at 100mm intervals. Sanded smooth, it's site-painted to create the traditional look of tongue-and-groove timber panels.



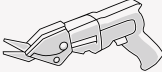



Hardie™ Groove Lining is suitable for use as an internal wall lining in residential living areas, hallways, bathrooms (excluding showers) and garages and on eaves and soffits where a durable, tongue-and-groove timber panel look is required. It can be used on either timber or light gauge steel framed homes.



Product Code	Length (mm)	Width (mm)	Thickness (mm)	Weight per Unit* (kg)	Coverage per Sheet (m²)
400245	2,700	1,200	7.5	37	3.24

Selling units per pack: 30 sheets, or half packs of 15 sheets

Hardie™ Groove Lining Tools

	<p>Hardie™ Drive Screw 25mm Square Drive</p> <p>A class 3 self-tapping wing-tipped screw for fastening to 0.5mm to 1.6mm BMT light gauge steel frames.</p> <p>Selling Unit: 1,000 per box</p>		<p>Hardie™ Drive Screw 25mm Phillips Drive Collated</p> <p>A class 3 self-tapping wing-tipped screw for fastening to 0.5mm to 1.6mm BMT light gauge steel frames. Suitable for use in most auto feed screw guns.</p> <p>Selling Unit: 1,000 per box</p>
	<p>Hardie™ Fibreshears</p> <p>Electric tool for cutting fibre cement sheets.</p> <p>Selling Unit: 1 each</p>		<p>Villaboard™ Knife</p> <p>A score and snap knife designed to efficiently cut through Hardie™ external cladding and internal lining products ≤9mm thick.</p> <p>Selling Unit: 12 per pack</p>
	<p>Hardie™ Blade 185mm</p> <p>A poly-diamond blade for fast and clean cutting of Hardie™ fibre cement products.</p> <p>Diameter: 185mm</p> <p>Selling Unit: 1 each</p>		<p>Hardie™ Blade 254mm</p> <p>A poly-diamond blade for fast and clean cutting of Hardie™ fibre cement products.</p> <p>Diameter: 254mm</p> <p>Selling Unit: 1 each</p>

Notes:
All dimensions and masses provided are approximate only and subject to manufacturing tolerances.
Products are to be installed in accordance with the relevant and current Product Installation Guide and Technical Documentation.
For information relating to installation, best practices, warnings and warranties visit www.jameshardie.com.au or phone us on 13 11 03.

Key:
° Excludes pallet, glut and packaging.

EasyLap™ Panel

EasyLap™ Panel is a pre-primed fibre cement sheet with a shi lap edge vertical joint along the two long edges. **It's finished with a site-applied roll-on textured acrylic paint*** to create a rendered look with a subtle vertical joint.

For an even easier solution choose Hardie™ Fine Texture Cladding which has the render texture already in the panel.


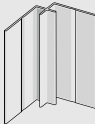
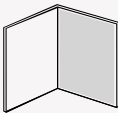
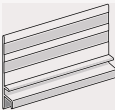
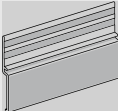

EasyLap™ Panel is suitable for use as an external wall cladding in residential single and medium-density homes, including renovations and extensions, where a uniform broadwall cladding is required. Ideal for full or composite construction designs on either timber or light gauge steel framed homes.



Product Code	Length (mm)	Width (mm)	Thickness (mm)	Weight per Unit* (kg)	Coverage per Panel (m²)
404186	3,000	900	8.5	35	2.7
404184	2,440	1,200	8.5	38	2.93
404185	3,000	1,200	8.5	47	3.6
404980	3,600	1,200	8.5	56	4.32

Selling units per pack: 40 sheets; 3,600x1,200mm – 30 sheets

EasyLap™ Panel Accessories

 <p>306100</p>	<p>Hardie™ 9mm Aluminium External Square Corner 3,000mm</p> <p>Aluminium extrusion that creates a square edge in external corner.</p> <p>Length: 3,000mm</p> <p>Selling Unit: 5 per pack</p>	 <p>305520</p>	<p>Hardie™ 9mm Aluminium Internal Corner 3,000mm</p> <p>A ready to paint aluminium extrusion, to be used at internal corner junctions to conceal the board edge.</p> <p>Length: 3,000mm</p> <p>Selling Unit: 5 per pack</p>
 <p>305564</p>	<p>Hardie™ 75x75mm COLORBOND® Corner Flashing 3,000mm</p> <p>A COLORBOND® corner flashing for use behind cladding at internal and external corners.</p> <p>Length: 3,000mm</p> <p>Selling Unit: 5 per pack</p>	 <p>Jointer: 306104 Connector: 306110</p>	<p>Hardie™ 9mm Aluminium Horizontal Express Joinder 3,000mm and Connector</p> <p>A horizontal flashing that creates an attractive 6mm horizontal shadow line. To assist installation, it features an alignment tab for the top panels and a groove to conceal the edge of 8.5mm bottom panels.</p> <p>Selling Unit: 5 per pack</p> <p>Note, 9mm Axon™ Cladding does not fit the groove.</p>
 <p>Jointer: 306105 Connector: 306111</p>	<p>Hardie™ 9mm Aluminium Base Trim 3,000mm and Connector</p> <p>A elegant aluminium trim for the base which can be used to cover the slab edges or as a detail under balconies and cantilevers. An alignment tab helps installation and creates a 6mm horizontal shadow line between the classing and the trim.</p> <p>Selling Unit: 5 per pack</p>	 <p>304560</p>	<p>Hardie™ 50mm Foam Back Sealing Tape 25m roll</p> <p>A self-adhesive foam tape to help improve water tightness. It is applied under sheet joins to the vapour permeable membrane along the stud face.</p> <p>Length: 25 metres long roll</p> <p>Selling Unit: 1 each</p>

Notes:

All dimensions and masses provided are approximate only and subject to manufacturing tolerances.
Products are to be installed in accordance with the relevant and current Product Installation Guide and Technical Documentation.
For information relating to installation, best practices, warnings and warranties visit www.jameshardie.com.au or phone us on 13 11 03.

Key:

* Site-applied roll-on textured paint is not supplied by James Hardie. See local paint suppliers (such as Dulux® or Rockcote®) for a suitable coating.
° Excludes pallet, glut and packaging.

Hardie™ Flex Sheet

Hardie™ Flex Sheet is a smooth, flat sheet that is painted on-site to create a flat panel look.

Hardie™ Flex Sheet is suitable for use as an external wall cladding, eaves or soffit lining in residential single and medium-density homes, including renovations and extensions, where a flat panel look is required. Ideal for full or composite construction designs on either timber or light gauge steel framed homes.



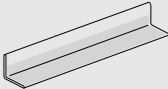
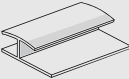
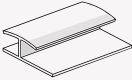

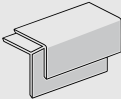
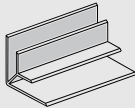
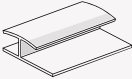

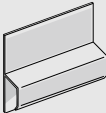


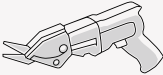
Product Code	Length (mm)	Width (mm)	Thickness (mm)	Weight per Unit ^a (kg)	Coverage per Panel (m ²)
400189	1,800	1,200	4.5*	14	2.16
400186	2,400	1,200	4.5*	20	2.88
400184	2,700	1,200	4.5*	22	3.24
400182	3,000	1,200	4.5*	25	3.60
400193	2,400	900	4.5*	14	2.16
400171	2,400	1,200	6	26	2.88
400169	2,700	1,200	6	30	3.24
400167	3,000	1,200	6	33	3.60

Selling units per pack: 4.5mm – 60 sheets, 30 sheets per half pack; 6mm – 30 sheets, 15 sheets per half pack



Close-up with Hardie™ Axent™ Trim batten

Hardie™ Flex Sheet Accessories

 <p>Hardie™ 45x45mm PVC Corner Angle Mould 3,000mm A PVC extrusion used to finish internal and external corners. Length: 3,000mm Selling Unit: 25 per pack</p> <p>305554</p>	 <p>Hardie™ 4.5mm PVC Straight Joiner 2400mm A PVC extrusion used to join sheets. Length: 2,400mm x 4.5mm Selling Unit: 25 per pack</p> <p>305538</p>
 <p>Hardie™ 4.5mm PVC Straight Joiner 3,000mm A PVC extrusion used to join sheets. Length: 3,000mm x 4.5mm Selling Unit: 25 per pack</p> <p>305541</p>	 <p>Hardie™ 4.5mm PVC Cap Mould 3,000mm A PVC extrusion used to finish sheet edges. Length: 3,000mm x 4.5mm Selling Unit: 25 per pack</p> <p>305542</p>
 <p>Hardie™ 6mm PVC External Corner Angle 3,000mm A PVC extrusion, to be used with 6mm thick sheets at external corner junctions to conceal the sheet edge. Length: 3,000mm Selling Unit: 25 per pack</p> <p>305544</p>	 <p>Hardie™ 6mm PVC Internal Corner Angle 3,000mm A PVC extrusion, to be used with 6mm thick sheets at internal corner junctions to conceal the sheet edge. Length: 3,000mm Selling Unit: 25 per pack</p> <p>305545</p>
 <p>Hardie™ 6mm PVC Straight Joiner 3,000mm A PVC extrusion used to join sheets. Length: 3,000mm x 6.0mm Selling Unit: 25 per pack</p> <p>305546</p>	 <p>Hardie™ 6mm PVC Cap Mould 3,000mm A PVC extrusion used to finish sheet edges. Length: 3,000mm x 6.0mm Selling Unit: 25 per pack</p> <p>305543</p>
 <p>Hardie™ 6mm PVC Flashing Mould 3,000mm A PVC extrusion for multicourse fixing of 6mm thick sheets. Length: 3,000mm Selling Unit: 25 per pack</p> <p>305552</p>	 <p>Hardie™ Drive Screw 41mm Square Drive A class 3 self-tapping wing-tipped screw for fastening to 0.5mm to 1.6mm BMT light gauge steel frames. Selling Unit: 1,000 per box</p> <p>305984</p>
 <p>Hardie™ Drive Screw 41mm Phillips Drive Collated A class 3 self-tapping wing-tipped screw for fastening to 0.5mm to 1.6mm BMT light gauge steel frames. Suitable for use in most auto feed screw guns. Selling Unit: 1,000 per box</p> <p>305982</p>	 <p>Hardie™ Fibreshears Electric tool for cutting fibre cement sheets. Selling Unit: 1 each</p> <p>300653</p>


Notes:
All dimensions and masses provided are approximate only and subject to manufacturing tolerances.
Products are to be installed in accordance with the relevant and current Product Installation Guide and Technical Documentation.
For information relating to installation, best practices, warnings and warranties visit www.jameshardie.com.au or phone us on 13 11 03.

Key:
* 4.5mm thick sheets are not suitable for use as bracing. ° Excludes pallet, glut and packaging.

Hardie™ Tex Base Sheet

Hardie™ Tex Base Sheet is a strong, pre-primed base sheet that is finished on-site with a specialised texture coat system*. Hardie™ Tex Base Sheet is the original way to create a decorative, monolithic rendered look without the need for masonry. Hardie™ Tex Base Sheet is suitable for use as an external cladding

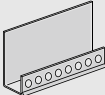



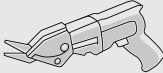





in residential homes, including renovations and extensions, where a lightweight system with a monolithic rendered look is required. For an even easier solution choose Hardie™ Fine Texture Cladding, an 8.5mm thick panel featuring a v-groove joint, which has the render texture already in the panel.



Product Code	Length (mm)	Width (mm)	Thickness (mm)	Weight per Unit* (kg)	Coverage per Panel (m²)
401651	2,440	1,200	7.5	29.6	2.93
400294	2,725	1,200	7.5	33.4	3.27
400291	3,000	1,200	7.5	36.7	3.6

Selling units per pack: 30 sheets

Hardie™ Tex Base Sheet Accessories

	<p>Hardie™ 7.5mm PVC Starter Strip 3,000mm</p> <p>A perforated PVC extrusion, used with PrimeLine™ Newport Weatherboard to kick out the bottom row to the correct angle.</p> <p>Length: 3,000mm</p> <p>Selling Unit: 25 per pack</p>		<p>Hardie™ Tex 7.5mm PVC Z Flashing</p> <p>A PVC extrusion for use with Hardie™ Tex System to provide an alternative detail option at horizontal control joints.</p> <p>Length: 3,000mm</p> <p>Selling Unit: 25 per pack</p>
	<p>Hardie™ Drive Screw 41mm Square Drive</p> <p>A class 3 self-tapping wing-tipped screw for fastening to 0.5mm to 1.6mm BMT light gauge steel frames.</p> <p>Selling Unit: 1,000 per box</p>		<p>Hardie™ Drive Screw 41mm Phillips Drive Collated</p> <p>A class 3 self-tapping wing-tipped screw for fastening to 0.5mm to 1.6mm BMT light gauge steel frames. Suitable for use in most auto feed screw guns.</p> <p>Selling Unit: 1,000 per box</p>
	<p>Hardie™ Fibreshears</p> <p>Electric tool for cutting fibre cement sheets.</p> <p>Selling Unit: 1 each</p>		<p>Villaboard™ Knife</p> <p>A score and snap knife designed to efficiently cut through Hardie™ external cladding and internal lining products ≤9mm thick.</p> <p>Selling Unit: 12 per pack</p>
	<p>Hardie™ Blade 185mm</p> <p>A poly-diamond blade for fast and clean cutting of Hardie™ fibre cement products.</p> <p>Diameter: 185mm</p> <p>Selling Unit: 1 each</p>		<p>Hardie™ Blade 254mm</p> <p>A poly-diamond blade for fast and clean cutting of Hardie™ fibre cement products.</p> <p>Diameter: 254mm</p> <p>Selling Unit: 1 each</p>
	<p>Hardie™ Joint Sealant* 300mL cartridge</p> <p>A general purpose, paintable, exterior grade polyurethane joint sealant.</p> <p>300mL cartridge</p> <p>Selling Unit: 20 per box</p>		<p>Hardie™ Joint Sealant* 600mL sausage</p> <p>A general purpose, paintable, exterior grade polyurethane joint sealant.</p> <p>600mL sausage</p> <p>Selling Unit: 20 per box</p>

Notes:
All dimensions and masses provided are approximate only and subject to manufacturing tolerances.
Products are to be installed in accordance with the relevant and current Product Installation Guide and Technical Documentation.
For information relating to installation, best practices, warnings and warranties visit www.jameshardie.com.au or phone us on 13 11 03.

Key:
^ Hardie™ Joint Sealant is unsuitable as a fire rated sealant. ° Excludes pallet, glut and packaging.

Hardie™ Plank Weatherboard

Hardie™ Plank Weatherboard is a no-fuss, site-painted weatherboard available in a range of different profiles, from contemporary to traditional. The range includes:

Hardie™ Plank Woodgrain: traditional woodgrain.

Hardie™ Plank Smooth: a clean, smooth finish.

Hardie™ Plank Weatherboard is suitable for use as an external cladding in residential single and medium-density homes, including renovations and extensions, where a cost-effective traditional or contemporary weatherboard look is required. Ideal for full or composite construction designs on either timber or light gauge steel framed homes.



Hardie™ Plank Woodgrain traditional woodgrain look.



Hardie™ Plank Smooth a clean, smooth finish.

Profile	Product Code	Length (mm)	Width (mm)	Thickness (mm)	Weight per Unit° (kg)	Coverage Information	
						Effective Width Cover (mm)	Effective Coverage per Plank (m²)
Woodgrain	403080	4,200	230	7.5	11	205	0.86
Woodgrain	403081	4,200	300	7.5	14	275	1.16
Smooth	400265	4,200	230	7.5	11	205	0.86
Smooth	400266	4,200	300	7.5	14	275	1.16

Selling units per pack: 120 lengths per full pack, 60 lengths per half pack


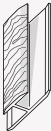
Notes:

All dimensions and masses provided are approximate only and subject to manufacturing tolerances. Products are to be installed in accordance with the relevant and current Product Installation Guide and Technical Documentation. For information relating to installation, best practices, warnings and warranties visit www.jameshardie.com.au or phone us on 13 11 03.

Key:

* Not suitable for coastal applications, see installation manual for further information. ° Excludes pallet, glut and packaging.

Hardie™ Plank Weatherboard Accessories

	<p>Hardie™ Plank 230mm Aluminium External Corner Soaker</p> <p>A ready to paint aluminium corner soaker, to be used with Hardie™ Plank Weatherboard, at external corner junctions to conceal the board edge.</p> <p>Selling Unit: 100 per box</p>		<p>Hardie™ Plank 300mm Aluminium External Corner Soaker</p> <p>A ready to paint aluminium corner soaker, to be used with Hardie™ Plank Weatherboard, at external corner junctions to conceal the board edge.</p> <p>Selling Unit: 100 per box</p>
	<p>Hardie™ Plank 230mm Aluminium Internal Corner Soaker</p> <p>A ready to paint aluminium corner soaker, to be used with Hardie™ Plank Weatherboard, at internal corner junctions to conceal the board edge.</p> <p>Selling Unit: 100 per box</p>		<p>Hardie™ Plank 300mm Aluminium Internal Corner Soaker</p> <p>A ready to paint aluminium corner soaker, to be used with Hardie™ Plank Weatherboard, at internal corner junctions to conceal the board edge.</p> <p>Selling Unit: 100 per box</p>
	<p>Hardie™ Aluminium Snap On Corner 2 piece 3,000mm</p> <p>A ready to paint aluminium extrusion set, to be used at internal and external corner junctions to conceal the board edge.</p> <p>Length: 3,000mm (2 pieces per set)</p> <p>Selling Unit: 5 sets per pack</p>		<p>Hardie™ Plank Zincalume Footmould 3,000mm</p> <p>A zincalume starter strip to be used with Hardie™ Plank Weatherboard to kick out the bottom row to the correct angle.</p> <p>Length: 3,000mm</p> <p>Selling Unit: 10 per pack</p>
	<p>Hardie™ Plank Galvanised Stud Clip*</p> <p>A galvanised metal stud clip to be used with Hardie™ Plank Weatherboard to automatically set a 25mm lap.</p> <p>Selling Unit: 100 per box</p>		<p>Hardie™ Plank 230mm Galvanised Soaker Joint*</p> <p>A galvanised metal jointer used to join Hardie™ Plank Weatherboard. It's a concealed alternative to PVC jointers.</p> <p>Selling Unit: 60 per box</p>
	<p>Hardie™ Plank 300mm Galvanised Soaker Joint*</p> <p>A galvanised metal jointer used to join Hardie™ Plank Weatherboard. It's a concealed alternative to PVC jointers.</p> <p>Selling Unit: 60 per box</p>		<p>Hardie™ Plank 230mm PVC Jointer</p> <p>A smooth PVC extrusion used to join Hardie™ Plank Weatherboard.</p> <p>Selling Unit: 100 per box</p>
	<p>Hardie™ Plank 300mm PVC Jointer</p> <p>A smooth PVC extrusion used to join Hardie™ Plank Weatherboard.</p> <p>Selling Unit: 100 per box</p>		<p>Hardie™ Plank 230mm Woodgrain PVC Jointer</p> <p>A woodgrain textured PVC extrusion used to join Hardie™ Plank Weatherboard.</p> <p>Selling Unit: 100 per box</p>
	<p>Hardie™ Plank 300mm Woodgrain PVC Jointer</p> <p>A woodgrain textured PVC extrusion used to join Hardie™ Plank Weatherboard.</p> <p>Selling Unit: 100 per box</p>		

Villaboard™ Lining

Villaboard™ Lining is a pre-sealed flat sheet with long edges recessed for flush jointing. Sanded smooth, Villaboard™ Lining is a seamless flat surface that can be painted, wallpapered or tiled to create a wide range of design looks.

Villaboard™ Lining is suitable for use as an internal wall and ceiling lining in bathrooms, laundries, kitchens and high-traffic areas in residential, medium-density and commercial buildings, where a durable wet area lining or a durable, seamless flat surface is required for tiles, wallpaper or paint. It can be used on either timber or light gauge steel framed buildings.



Product Code	Length (mm)	Width (mm)	Thickness (mm)	Weight per Unit ^a (kg)	Coverage per Sheet (m ²)
--------------	-------------	------------	----------------	-----------------------------------	--------------------------------------

Villaboard™ Lining 6mm

400364	1,800	1,200	6	20	2.16
400362	2,400	1,200	6	26	2.88
400361	2,700	1,200	6	30	3.24
400360	3,000	1,200	6	33	3.6
400359	3,600	1,200	6	40	4.32
400370	2,400	1,350	6	30	3.24
400369	3,000	1,350	6	37	4.05
400368	3,600	1,350	6	44	4.86

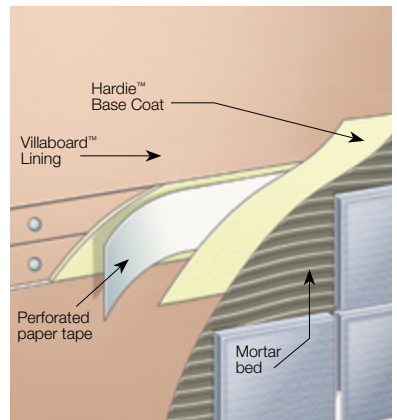
Villaboard™ Lining 9mm

400357	2,400	1,200	9	40	2.88
400356	2,700	1,200	9	44	3.24
400355	3,000	1,200	9	49	3.6
400354	3,600	1,200	9 ^Δ	59	4.32
403331	3,000	1,350	9 ^Δ	56	4.05

Selling units per pack: 6mm - 15, 30 or 60 sheets; 9mm - 30 sheets or 1 each

Key:

^Δ Unavailable in WA. [°] Excludes pallet, glut and packaging.



Villaboard™ Lining Tools

	<p>Hardie™ Drive Screw 25mm Square Drive</p> <p>A class 3 self-tapping wing-tipped screw for fastening to 0.5mm to 1.6mm BMT light gauge steel frames.</p> <p>Selling Unit: 1,000 per box</p>		<p>Hardie™ Drive Screw 25mm Phillips Drive Collated</p> <p>A class 3 self-tapping wing-tipped screw for fastening to 0.5mm to 1.6mm BMT light gauge steel frames. Suitable for use in most auto feed screw guns.</p> <p>Selling Unit: 1,000 per box</p>
	<p>Hardie™ Fibreshears</p> <p>Electric tool for cutting fibre cement sheets.</p> <p>Selling Unit: 1 each</p>		<p>Villaboard™ Knife</p> <p>A score and snap knife designed to efficiently cut through Hardie™ external cladding and internal lining products ≤9mm thick.</p> <p>Selling Unit: 12 per pack</p>
	<p>Hardie™ Blade 185mm</p> <p>A poly-diamond blade for fast and clean cutting of Hardie™ fibre cement products.</p> <p>Diameter: 185mm</p> <p>Selling Unit: 1 each</p>		<p>Hardie™ Blade 254mm</p> <p>A poly-diamond blade for fast and clean cutting of Hardie™ fibre cement products.</p> <p>Diameter: 254mm</p> <p>Selling Unit: 1 each</p>
	<p>Hardie™ Joint Sealant* 300mL cartridge</p> <p>A general purpose, paintable, exterior grade polyurethane joint sealant.</p> <p>300mL cartridge</p> <p>Selling Unit: 20 per box</p>		<p>Hardie™ Joint Sealant* 600mL sausage</p> <p>A general purpose, paintable, exterior grade polyurethane joint sealant.</p> <p>600mL sausage</p> <p>Selling Unit: 20 per box</p>
	<p>Hardie™ Base Coat 15kg Bag</p> <p>A water-resistant base coat compound.</p> <p>Selling Unit: 1 each</p>		<p>Hardie™ Base Coat 4kg Tub</p> <p>A water-resistant base coat compound used in conjunction with Hardie™ Top Coat to create a seamless flush joint for Villaboard™ Lining.</p> <p>Selling Unit: 4 per box</p>
	<p>Hardie™ Top Coat 3kg Tub</p> <p>A water-resistant top coat compound used in conjunction with Hardie™ Base Coat to create a seamless flush joint for Villaboard™ Lining.</p> <p>Selling Unit: 4 per box</p>		<p>Hardie™ Top Coat 15kg Tub</p> <p>A water-resistant top coat compound used in conjunction with Hardie™ Base Coat to create a seamless flush joint for Villaboard™ Lining.</p> <p>Selling Unit: 1 each</p>

Notes:

All dimensions and masses provided are approximate only and subject to manufacturing tolerances. Products are to be installed in accordance with the relevant and current Product Installation Guide and Technical Documentation. For information relating to installation, best practices, warnings and warranties visit www.jameshardie.com.au or phone us on 13 11 03.

Key:

* Hardie™ Joint Sealant is unsuitable as a fire rated sealant.

Versilux™ Lining

Versilux™ Lining is a pre-sealed flat sheet with square edges for butt joints. Sanded smooth and pre-sealed, Versilux™ Lining provides a flat surface that is site-painted to create a panellised look.

Versilux™ Lining is suitable for use in eaves, soffits and ceilings as well as internal walls in high-traffic areas. It suits residential, medium-density and commercial buildings where a durable, flat panel look is required. Suitable for timber or light gauge steel frames.



6mm Versilux™ Lining with Hardie™ PVC Eave and Soffit Jointer for an express joint look.

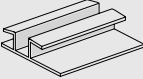
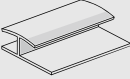
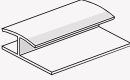
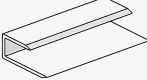
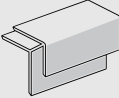
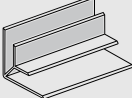
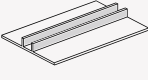
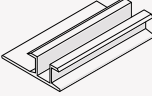
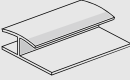


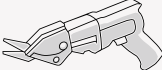

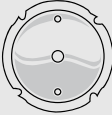
Product Code	Length (mm)	Width (mm)	Thickness (mm)	Weight per Unit* (kg)	Coverage per Panel (m²)
Versilux™ Lining 4.5mm (Bevel Edge)					
400452	2,400	1,200	4.5	20	2.88
400450	3,000	1,200	4.5	25	3.60
400449	3,600	1,200	4.5	30	4.32
Versilux™ Lining 6mm (Square Edge)					
404777	2,400	1,200	6	26	2.88
404776	3,000	1,200	6	33	3.60
404778	3,600	1,200	6	40	4.32
Versilux™ Lining 9mm (Square Edge)					
401878	2,700	1,200	9	44	3.24
404902	2,400	1,200	9	40	2.88
404903	3,000	1,200	9	49	3.60

Selling units per pack: 4.5mm - 30 sheets; 6mm - 15 or 30 sheets; 9mm - 30 sheets or 1 each

Notes:
All dimensions and masses provided are approximate only and subject to manufacturing tolerances.
Products are to be installed in accordance with the relevant and current Product Installation Guide and Technical Documentation.
For information relating to installation, best practices, warnings and warranties visit www.jameshardie.com.au or phone us on 13 11 03.

Key:
° Excludes pallet, glut and packaging.

Versilux™ Lining Accessories

	<p>Hardie™ 4.5mm PVC Eave Soffit Express Jointer 3,000mm</p> <p>A PVC extrusion used to join 4.5mm thick Versilux™ Lining or Hardie™ Flex sheets in eave and soffit applications, to give an expressed joint look.</p> <p>Note: Not suitable for external wall cladding applications.</p> <p>Selling Unit: 25 per pack</p>		<p>Hardie™ 4.5mm PVC Straight Jointer 2400mm</p> <p>A PVC extrusion used to join sheets.</p> <p>Length: 2,400mm x 4.5mm</p> <p>Selling Unit: 25 per pack</p>
	<p>Hardie™ 4.5mm PVC Straight Jointer 3,000mm</p> <p>A PVC extrusion used to join sheets.</p> <p>Length: 3,000mm x 4.5mm</p> <p>Selling Unit: 25 per pack</p>		<p>Hardie™ PVC Cap Mould 3,000mm</p> <p>A PVC extrusion used to finish sheet edges.</p> <p>Length: 3,000mm x 4.5mm / 3,000mm x 6.0mm</p> <p>Selling Unit: 25 per pack</p>
	<p>Hardie™ 6mm PVC External Corner Angle 3,000mm</p> <p>A PVC extrusion, to be used with 6mm thick sheets at external corner junctions to conceal the sheet edge.</p> <p>Length: 3,000mm</p> <p>Selling Unit: 25 per pack</p>		<p>Hardie™ 6mm PVC Internal Corner Angle 3,000mm</p> <p>A PVC extrusion, to be used with 6mm thick sheets at internal corner junctions to conceal the sheet edge.</p> <p>Length: 3,000mm</p> <p>Selling Unit: 25 per pack</p>
	<p>Hardie™ 6mm PVC Eave Soffit Express Jointer 3,000mm</p> <p>A PVC extrusion used to join 6mm thick Versilux™ Lining or Hardie™ Flex sheets in eave and soffit applications, to give an expressed joint look.</p> <p>Note: Not suitable for external wall cladding applications.</p> <p>Selling Unit: 25 per pack</p>		<p>Hardie™ 6mm Aluminium Negative Jointer</p> <p>A natural anodised aluminium extrusion used to join panels in dry and wet area applications, creating an expressed-joint look.</p> <p>Length: 2,700mm x 6mm</p>
	<p>Hardie™ 6mm PVC Straight Jointer 3,000mm</p> <p>A PVC extrusion used to join sheets.</p> <p>Length: 3,000mm x 6.0mm</p> <p>Selling Unit: 25 per pack</p>		<p>Hardie™ Drive Screw 25mm Square Drive</p> <p>A class 3 self-tapping wing-tipped screw for fastening to 0.5mm to 1.6mm BMT light gauge steel frames.</p> <p>Selling Unit: 1,000 per box</p>
	<p>Hardie™ Drive Screw 25mm Phillips Drive Collated</p> <p>A class 3 self-tapping wing-tipped screw for fastening to 0.5mm to 1.6mm BMT light gauge steel frames. Suitable for use in most auto feed screw guns.</p> <p>Selling Unit: 1,000 per box</p>		<p>Hardie™ Fibreshears</p> <p>Electric tool for cutting fibre cement sheets.</p> <p>Selling Unit: 1 each</p>
	<p>Villaboard™ Knife</p> <p>A score and snap knife designed to efficiently cut through Hardie™ external cladding and internal lining products ≤9mm thick.</p> <p>Selling Unit: 12 per pack</p>		<p>Hardie™ Blade 185mm/254mm</p> <p>A poly-diamond blade for fast and clean cutting of Hardie™ fibre cement products.</p> <p>185mm / 254mm</p> <p>Diameter: 185mm / 254mm</p> <p>Selling Unit: 1 each</p>

Hardie™ Panel Compressed Sheet

Hardie™ Panel Compressed Sheet is a structural flooring substrate for ceramic tile finishes over timber or lightweight steel floor joists; it's made from durable compressed fibre cement.

Hardie™ Panel Compressed Sheet is suitable for use as an internal substrate for tiled wet-area floors and an external substrate for tiled balconies, verandas and decks, in both residential and commercial buildings. It's a durable, moisture-resistant alternative to particleboard and plywood substrates, and a lightweight alternative to concrete.



Product Code	Length (mm)	Width (mm)	Thickness (mm)	Weight per Unit [°] (kg)	Coverage per Panel (m ²)
--------------	-------------	------------	----------------	-----------------------------------	--------------------------------------

Hardie™ Panel Compressed Sheet 15mm^Δ

400081	2,400	1,200	15 ^Δ	80	2.88
400079	3,000	1,200	15 ^Δ	100	3.6

Hardie™ Panel Compressed Sheet 18mm^Δ

400094	2,400	1,200	18 ^Δ	96	2.88
400460	3,000	1,200	18 ^Δ	120	3.6

Hardie™ Panel Compressed Sheet 24mm^Δ

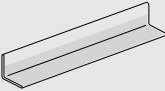




400461	2,400	1,200	24 ^Δ	128	2.88
--------	-------	-------	-----------------	-----	------

Selling units per pack: 15mm – 10 sheets or each; 18mm – 8 sheets or each; 24mm – 6 sheets or each

Key:

^Δ Unavailable in WA. [°] Excludes pallet, glut and packaging.

Hardie™ Panel Compressed Sheet Accessories

	<p>Hardie™ 45x45mm PVC Corner Angle Mould 3,000mm</p> <p>A PVC extrusion used to finish internal and external corners.</p> <p>Length: 3,000mm</p> <p>Selling Unit: 25 per pack</p>		<p>Hardie™ Blade 185mm</p> <p>A poly-diamond blade for fast and clean cutting of Hardie™ fibre cement products.</p> <p>Diameter: 185mm</p> <p>Selling Unit: 1 each</p>
	<p>Hardie™ Blade 254mm</p> <p>A poly-diamond blade for fast and clean cutting of Hardie™ fibre cement products.</p> <p>Diameter: 254mm</p> <p>Selling Unit: 1 each</p>		<p>Hardie™ Joint Sealant* 300mL cartridge</p> <p>A general purpose, paintable, exterior grade polyurethane joint sealant.</p> <p>300mL cartridge</p> <p>Selling Unit: 20 per box</p>
	<p>Hardie™ Joint Sealant* 600mL sausage</p> <p>A general purpose, paintable, exterior grade polyurethane joint sealant.</p> <p>600mL sausage</p> <p>Selling Unit: 20 per box</p>		

Notes:

All dimensions and masses provided are approximate only and subject to manufacturing tolerances.
Products are to be installed in accordance with the relevant and current Product Installation Guide and Technical Documentation.
For information relating to installation, best practices, warnings and warranties visit www.jameshardie.com.au or phone us on 13 11 03.

Key:

^ Hardie™ Joint Sealant is unsuitable as a fire rated sealant.

Hardie™ Ceramic Tile Underlay

Hardie™ Ceramic Tile Underlay is an internal underlay for ceramic tile finishes which helps protect against movement that occurs naturally in timber, particleboard and plywood substrates.

Hardie™ Ceramic Tile Underlay is suitable for use on top of internal timber, particleboard and plywood substrates, and under ceramic tiles, in either wet or dry areas.



Hardie™ Ceramic Tile Underlay 6mm

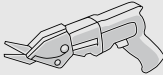

Product Code	Length (mm)	Width (mm)	Thickness (mm)	Weight per Unit ^o (kg)	Coverage per Sheet (m ²)
403190	1,800	1,200	6	20	2.16

Selling units per pack: 30 sheets

Key:

^o Excludes pallet, glut and packaging.

Hardie™ Ceramic Tile Underlay Tools

	<p>Hardie™ Fibreshears Electric tool for cutting fibre cement sheets. Selling Unit: 1 each</p> <p>300653</p>		<p>Villaboard™ Knife A score and snap knife designed to efficiently cut through Hardie™ external cladding and internal lining products ≤9mm thick. Selling Unit: 12 per pack</p> <p>305915</p>
	<p>Hardie™ Blade 185mm A poly-diamond blade for fast and clean cutting of Hardie™ fibre cement products. Diameter: 185mm Selling Unit: 1 each</p> <p>300660</p>		<p>Hardie™ Blade 254mm A poly-diamond blade for fast and clean cutting of Hardie™ fibre cement products. Diameter: 254mm Selling Unit: 1 each</p> <p>303375</p>
	<p>Hardie™ Joint Sealant* 300mL cartridge A general purpose, paintable, exterior grade polyurethane joint sealant. 300mL cartridge Selling Unit: 20 per box</p> <p>305534</p>		<p>Hardie™ Joint Sealant* 600mL sausage A general purpose, paintable, exterior grade polyurethane joint sealant. 600mL sausage Selling Unit: 20 per box</p> <p>305672</p>


Notes:
All dimensions and masses provided are approximate only and subject to manufacturing tolerances.
Products are to be installed in accordance with the relevant and current Product Installation Guide and Technical Documentation.
For information relating to installation, best practices, warnings and warranties visit www.jameshardie.com.au or phone us on 13 11 03.

Key:
^ Hardie™ Joint Sealant is unsuitable as a fire rated sealant.

Secura™ Exterior Flooring

Secura™ Exterior Flooring is an external structural flooring substrate for tile finishes over timber or lightweight steel floor joists. Simple and fast to install, Secura™ Exterior Flooring helps give you extra peace of mind against moisture damage to balconies and decks.

Secura™ Exterior Flooring is suitable for use as an external substrate for tiled residential balconies and decks. It's an alternative to particle board, plywood or compressed fibre cement.



Edge Colour	Product Code	Length (mm)	Width (mm)	Thickness (mm)	Joint Centres (mm)	Weight per Unit° (kg)	Coverage per Sheet (m²)
Light Blue	404050	2,700	600	19	450	42	1.62
Dark Blue	404689	2,400	600	22	600	43	1.44

Selling units per pack: 20 sheets

Secura™ Exterior Flooring Tools



305984

Hardie™ Drive Screw 41mm Square Drive

A class 3 self-tapping wing-tipped screw for fastening to 0.5mm to 1.6mm BMT light gauge steel frames.

Selling Unit: 1,000 per box



305982

Hardie™ Drive Screw 41mm Phillips Drive Collated

A class 3 self-tapping wing-tipped screw for fastening to 0.5mm to 1.6mm BMT light gauge steel frames. Suitable for use in most auto feed screw guns.

Selling Unit: 1,000 per box



300660

Hardie™ Blade 185mm

A poly-diamond blade for fast and clean cutting of Hardie™ fibre cement products.

Diameter: 185mm

Selling Unit: 1 each



303375

Hardie™ Blade 254mm

A poly-diamond blade for fast and clean cutting of Hardie™ fibre cement products.

Diameter: 254mm

Selling Unit: 1 each



305534

Hardie™ Joint Sealant* 300mL cartridge

A general purpose, paintable, exterior grade polyurethane joint sealant.

300mL cartridge

Selling Unit: 20 per box



305672

Hardie™ Joint Sealant* 600mL sausage

A general purpose, paintable, exterior grade polyurethane joint sealant.

600mL sausage

Selling Unit: 20 per box

Notes:

All dimensions and masses provided are approximate only and subject to manufacturing tolerances. Products are to be installed in accordance with the relevant and current Product Installation Guide and Technical Documentation. For information relating to installation, best practices, warnings and warranties visit www.jameshardie.com.au or phone us on 13 11 03.


Key:

^ Hardie™ Joint Sealant is unsuitable as a fire rated sealant. ° Excludes pallet, glut and packaging.

Secura™ Interior Flooring

Secura™ Interior Flooring is a heavy-duty yet lightweight structural flooring substrate that does double duty – it can be easily used for tile, vinyl and carpet finishes over timber or steel floor joists in both residential general interiors and wet areas. Simple and fast to install, Secura™ Interior Flooring is an easy way to get top protection against moisture damage to all interior floors.

Secura™ Interior Flooring is suitable for use as a substrate for direct fixing of tiles, vinyl and carpet in residential floors and wet areas, as an alternative to particle board, plywood or compressed fibre cement.



Edge Colour	Product Code	Length (mm)	Width (mm)	Thickness (mm)	Joint Centres (mm)	Weight per Unit° (kg)	Coverage per Sheet (m²)
White	404173	2,700	600	19	450	42	1.62
White	403550	1,800	900	19	450	42	1.62
Dark Grey	404691	2,400	600	22	600	43	1.44

Selling units per pack: 20 sheets

Secura™ Interior Flooring Tools



305984

Hardie™ Drive Screw 41mm Square Drive

A class 3 self-tapping wing-tipped screw for fastening to 0.5mm to 1.6mm BMT light gauge steel frames.

Selling Unit: 1,000 per box



305982

Hardie™ Drive Screw 41mm Phillips Drive Collated

A class 3 self-tapping wing-tipped screw for fastening to 0.5mm to 1.6mm BMT light gauge steel frames. Suitable for use in most auto feed screw guns.

Selling Unit: 1,000 per box



300660

Hardie™ Blade 185mm

A poly-diamond blade for fast and clean cutting of Hardie™ fibre cement products.

Diameter: 185mm

Selling Unit: 1 each



303375

Hardie™ Blade 254mm

A poly-diamond blade for fast and clean cutting of Hardie™ fibre cement products.

Diameter: 254mm

Selling Unit: 1 each



305534

Hardie™ Joint Sealant* 300mL cartridge

A general purpose, paintable, exterior grade polyurethane joint sealant.

300mL cartridge

Selling Unit: 20 per box



305672

Hardie™ Joint Sealant* 600mL sausage

A general purpose, paintable, exterior grade polyurethane joint sealant.

600mL sausage

Selling Unit: 20 per box

Notes:

All dimensions and masses provided are approximate only and subject to manufacturing tolerances. Products are to be installed in accordance with the relevant and current Product Installation Guide and Technical Documentation. For information relating to installation, best practices, warnings and warranties visit www.jameshardie.com.au or phone us on 13 11 03.

Key:

^ Hardie™ Joint Sealant is unsuitable as a fire rated sealant. ° Excludes pallet, glut and packaging.

Hardie™ Flex Eaves Lining

Hardie™ Flex Eaves Lining is a smooth, flat sheet that is produced in widths specifically made for eaves. It is site-painted to create a flat panel look.

Hardie™ Flex Eaves Lining is specifically designed to line eaves and soffits in residential single and medium-density homes, including renovations and extensions, where a flat panel look is required. It can be used on either timber or light gauge steel framed homes.

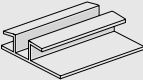
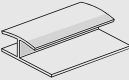
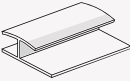
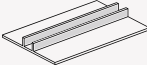
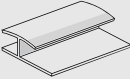
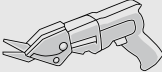





Product Code	Length (mm)	Width (mm)	Thickness (mm)	Weight per Unit* (kg)	Coverage per Sheet (m²)
400393	2,400	450	4.5	7	1.08
400392	2,400	600	4.5	10	1.44
400391	2,400	750	4.5	12	1.8

Selling units per pack: 60 sheets or 30 sheets



Hardie™ Flex Eaves Lining Accessories

 305506	Hardie™ 4.5mm PVC Eave Soffit Express Jointer 3,000mm A PVC extrusion used to join 4.5mm thick Versilux™ Lining or Hardie™ Flex sheets in eave and soffit applications, to give an expressed joint look. Note: Not suitable for external wall cladding applications. Selling Unit: 25 per pack	 305538	Hardie™ 4.5mm PVC Straight Jointer 2,400mm A PVC extrusion used to join sheets. Length: 2,400mm x 4.5mm Selling Unit: 25 per pack
 305541	Hardie™ 4.5mm PVC Straight Jointer 3,000mm A PVC extrusion used to join sheets. Length: 3,000mm x 4.5mm Selling Unit: 25 per pack	 305432	Hardie™ 6mm PVC Eave Soffit Express Jointer 3,000mm A PVC extrusion used to join 6mm thick Versilux™ Lining or Hardie™ Flex sheets in eave and soffit applications, to give an expressed joint look. Note: Not suitable for external wall cladding applications. Selling Unit: 25 per pack
 305546	Hardie™ 6mm PVC Straight Jointer 3,000mm A PVC extrusion used to join sheets. Length: 3,000mm x 6.0mm Selling Unit: 25 per pack	 300653	Hardie™ Fibreshears Electric tool for cutting fibre cement sheets. Selling Unit: 1 each
 305915	Villaboard™ Knife A score and snap knife designed to efficiently cut through Hardie™ external cladding and internal lining products ≤9mm thick. Selling Unit: 12 per pack	 300660	Hardie™ Blade 185mm A poly-diamond blade for fast and clean cutting of Hardie™ fibre cement products. Diameter: 185mm Selling Unit: 1 each
 303375	Hardie™ Blade 254mm A poly-diamond blade for fast and clean cutting of Hardie™ fibre cement products. Diameter: 254mm Selling Unit: 1 each		

Notes:
All dimensions and masses provided are approximate only and subject to manufacturing tolerances.
Products are to be installed in accordance with the relevant and current Product Installation Guide and Technical Documentation.
For information relating to installation, best practices, warnings and warranties visit www.jameshardie.com.au or phone us on 13 11 03.

Key:
° Excludes pallet, glut and packaging.

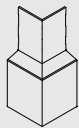
Hardie™ Edge Base Trim

Hardie™ Edge Base Trim is an architectural slab edge solution. Fabricated from high quality powder coated aluminium, Hardie™ Edge Base Trim provides a premium finish when installed at the base of compatible Hardie™ cladding products*.

Hardie™ Edge Base Trim is suitable for use in residential and selected commercial applications where compatible Hardie™ weatherboard, cladding and facade systems* are fixed to a seasoned timber or light-gauge steel frame.



Hardie™ Edge Base Trim



305914

Hardie™ Edge External Corner

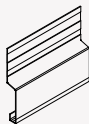
An aluminium mould used with Hardie™ Edge Base Trim at external corner junctions.
Colour: 'Sable™ Brilliance' (dark grey)
Selling Unit: 4 per pack



305913

Hardie™ Edge Internal Corner

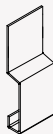
An aluminium mould used with Hardie™ Edge Base Trim at internal corner junctions.
Colour: 'Sable™ Brilliance' (dark grey)
Selling Unit: 4 per pack



305911

Hardie™ Edge Base Trim 3,950mm

A powder coated 3,950mm long aluminium extrusion used at slab edges.
Colour: 'Sable™ Brilliance' (dark grey)
Selling Unit: 4 per pack



305912

Hardie™ Edge Base Trim Joiner

An aluminium extrusion used with Hardie™ Edge Base Trim to conceal joins.
Selling Unit: 12 per pack

Hardie™ Edge Base Trim Tools



305984

Hardie™ Drive Screw 41mm Square Drive

A class 3 self-tapping wing-tipped screw for fastening to 0.5mm to 1.6mm BMT light gauge steel frames.
Selling Unit: 1,000 per box



305982

Hardie™ Drive Screw 41mm Phillips Drive Collated

A class 3 self-tapping wing-tipped screw for fastening to 0.5mm to 1.6mm BMT light gauge steel frames. Suitable for use in most auto feed screw guns.
Selling Unit: 1,000 per box



305534

Hardie™ Joint Sealant* 300mL cartridge

A general purpose, paintable, exterior grade polyurethane joint sealant.
300mL cartridge
Selling Unit: 20 per box

Notes:

All dimensions and masses provided are approximate only and subject to manufacturing tolerances.
Products are to be installed in accordance with the relevant and current Product Installation Guide and Technical Documentation.
For information relating to installation, best practices, warnings and warranties visit www.jameshardie.com.au or phone us on 13 11 03.

Key:

* See Hardie™ Edge Base Trim Installation Guide for compatible claddings. ^ Hardie™ Joint Sealant is unsuitable as a fire rated sealant.

Hardie™ Break

Hardie™ Break is a 12mm thick thermal break strip designed to reduce thermal bridging in steel frame applications*. It is made from a unique dual layer density configuration of polyolefin insulating material with a closed cell technology.

Hardie™ Break has been specifically designed for use behind Hardie™ external cladding on steel frames in residential, medium density, transportable and commercial applications*.



Product Code	Length (mm)	Width (mm)	Thickness (mm)	Pack Weight (kg)	Lineal Metres per Pack
305612	2,750	43	12	10.3	123.75

Selling units per pack: 45

Hardie™ Break Tools



305984

Hardie™ Drive Screw 41mm Square Drive

A class 3 self-tapping wing-tipped screw for fastening to 0.5mm to 1.6mm BMT light gauge steel frames.

Selling Unit: 1,000 per box



305982

Hardie™ Drive Screw 41mm Phillips Drive Collated

A class 3 self-tapping wing-tipped screw for fastening to 0.5mm to 1.6mm BMT light gauge steel frames. Suitable for use in most auto feed screw guns.

Selling Unit: 1,000 per box



Notes:

All dimensions and masses provided are approximate only and subject to manufacturing tolerances.
Products are to be installed in accordance with the relevant and current Product Installation Guide and Technical Documentation.
For information relating to installation, best practices, warnings and warranties visit www.jameshardie.com.au or phone us on 13 11 03.

Key:

* Hardie™ Break thermal strip may not be suitable in Type A and B fire-resisting construction as per Specification C1.1 (Volume 1) of the National Construction Code. Contact James Hardie on 13 11 03 for further information and advice prior to specification.

Hardie™ Wrap Weather Barrier

Hardie™ Wrap Weather Barrier is a non-perforated, highly breathable safe-glare weather barrier to be used behind Hardie™ and other* external cladding products.

Made from an advanced triple-layered material, Hardie™ Wrap Weather Barrier has been engineered for the Australian climate. It delivers a triple-shield of protection to help against external weather penetration, internal condensation build up and external heat penetration.

Hardie™ Wrap Weather Barrier can be used in wall and gable applications in all Australian Climate Zones from 2 through to 8 (as per green shading on the map). Its unsuitable for climate Zone 1, the humid, tropical areas of Northern Australia^.

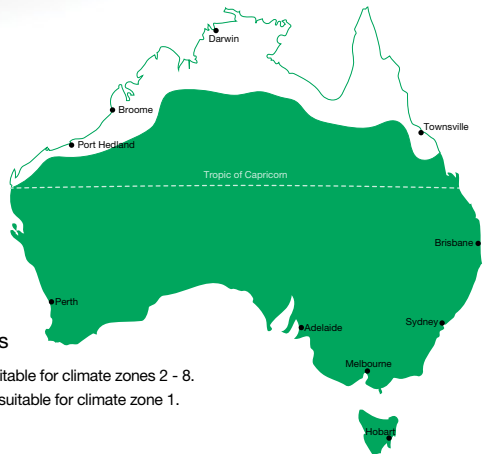
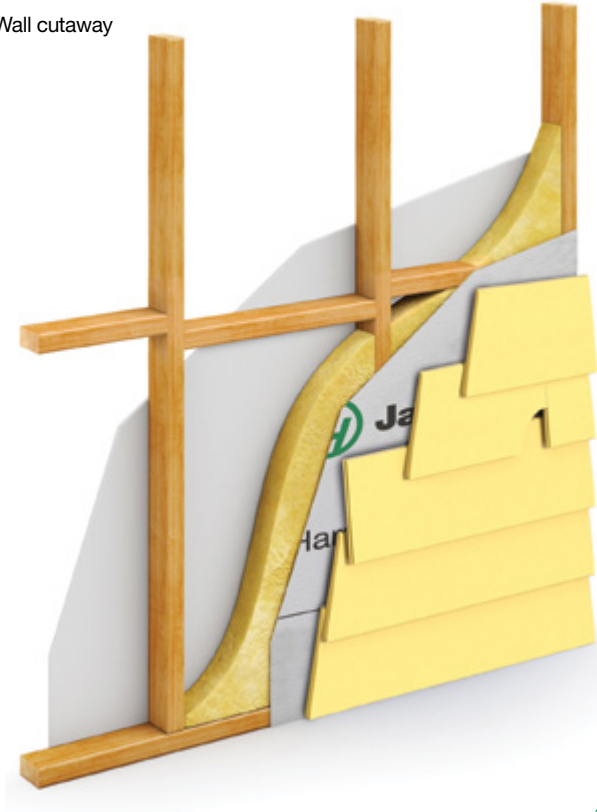
Hardie™ Wrap Weather Barrier can be fixed to timber or light gauge steel frames, beneath Hardie™ claddings and other* external claddings, in residential, medium density and commercial buildings.



Product Code	Roll Length (m)	Roll Width (m)	Roll Weight (kg)	Roll Coverage (m²)	Duty Classification*
305664	30	2.75	9	82.5	Light*

Selling units per pack: 1 each

Wall cutaway



Usage areas

- Green = Suitable for climate zones 2 - 8.
- White = Unsuitable for climate zone 1.

Notes:

All dimensions and masses provided are approximate only and subject to manufacturing tolerances. Products are to be installed in accordance with the relevant and current Product Installation Guide and Technical Documentation. For information relating to installation, best practices, warnings and warranties visit www.jameshardie.com.au or phone us on 13 11 03.

Key:

* Specifier is responsible for confirming the suitability of Hardie™ Wrap Weather Barrier for a specific design and climate zone with the selected external cladding product. Refer to the relevant cladding manufacturer for further information. ^ In accordance with AS/NZS 4200.1.

Hardie™ Deck

Hardie™ Deck is a system that provides a highly durable, low maintenance deck, with a modern appearance. Smooth, wide boards with clean lines and freedom of colour choice makes this fibre cement decking a stunning outdoor floor. Hardie™ Deck is designed to stay strong as it ages. Unlike timber, Hardie™ Deck is resistant to damage from moisture and termites. And when the sun beats down, you can rely on Hardie™ Deck not to warp or splinter. The system is suitable for outdoor use including around pool and bushfire zone* applications.

Hardie™ Deck is made from Hardie™ fibre cement. It creates a clean look to connect a stylish interior environment with the outdoors, without risking damage from the elements. The concealed fixing system is designed to provide effective drainage and ventilation particularly for low set deck applications. Boards are installed with a base jointer and top-strip system that conceals screws to maintain the modern good looks of Hardie™ Deck.



Notes:

All dimensions and masses provided are approximate only and subject to manufacturing tolerances. Products are to be installed in accordance with the relevant and current Product Installation Guide and Technical Documentation. For information relating to installation, best practices, warnings and warranties visit www.jameshardie.com.au or phone us on 13 11 03.

Key:

* The Hardie™ Deck Concealed Fixing System is made from powder coated aluminium which has been certified for use in bushfire prone areas including BAL-FZ by CSIRO. * Based on a rectangle of 3m by 10m deck in standard layout and no corners, for more intricate designs, consult your account manager or the MyHardies take off tool available via jameshardie.com.au.

Hardie™ Deck Board

Product Code	Product Name & Description	Length (mm)	Width (mm)	Thickness (mm)	Effective Cover* (mm)	Weight per Unit° (kg)	Illustration
404780	Decking board 19 x 196 x 3,000mm Main decking board slotted in both long edges.	3,000	196	19	210	19	


Selling units per pack: 50 boards

Hardie™ Deck Accessories

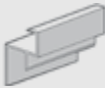

Product Code	Product Name & Description	Length (mm)	Coverage	Quantity per Box	Illustration
306010	Hardie™ Deck Double Winged Base Jointer 225mm Double wing base jointer used to join all long edges of Hardie™ Deck boards.	225	30m² (box) 3m² (pack)	10 packs of 35 (350 units)	
306012	Hardie™ Deck Snap-In Top Strip 3,000mm Snaps into the based jointer after coating to conceal fasteners.	3,000	30m² (box) 3m² (pack)	10 packs of 5 (50 units)	
306014	Hardie™ Deck Snap-In Top Strip FZ 3,000mm Suitable for FZ applications; snaps into the based jointer after coating to conceal fasteners.	3,000	30m² (box) 3m² (pack)	10 packs of 5 (50 units)	

Product Code	Product Name & Description	Length (mm)	Quantity per Box	Illustration
306032	Hardie™ Deck Wingless Base Jointer 225mm Wingless base jointer used to join all long edges of Hardie™ Deck boards.	3,000	10 packs (50 units)	
306011	Hardie™ Deck Single Wing Base Jointer 225mm Single wing base jointer used to join all long edges of Hardie™ Deck boards.	225	10 packs (350 units)	

Hardie™ Deck options

Product Code	Product Name & Description	Length (mm)	Width (mm)	Thickness (mm)	Effective Cover* (mm)	Weight per Unit° (kg)	Illustration
404782	Finishing board 19 x 296 x 3,000mm Wider decking board with no slots. Used for pattern variation and stair treads.	3,000	296	19	296	29	

Selling units per pack: 1 each

Product Code	Product Name & Description	Length (mm)	Quantity per Box	Illustration
305844	Fascia edge cap 3,000mm long Used to fix the first board long edge and finish deck edge with a fascia board.	3,000	10 units per pack	
305846	Slimline edge cap 3,000mm long Used to fix the first board long edge and finish deck edge with or without a fascia board.	3,000	10 units per pack	

Key:
° Excludes pallet, glut and packaging.

ExoTec™ Facade Panel and System

ExoTec™ Facade Panel and System is a fully sealed, compressed facade panel installed with a proprietary fixing system. It features expressed joints and is either site-painted or pre-finished off-site. ExoTec™ Facade Panel and System is the most popular fibre cement commercial facade system.

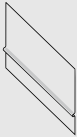
ExoTec™ Facade Panel and System is suitable for use as an external facade, fascia or soffit on commercial buildings requiring a durable, low-maintenance and impact-resistant system, and an expressed-jointed panel look. It's suitable for either full panel or composite designs.



Product Code	Length (mm)	Width (mm)	Thickness (mm)	Weight per Unit ² (kg)	Coverage per Sheet (m ²)
402205	2,400	1,200	9	44	2.88
402209	3,000	1,200	9	55	3.6

Selling units per pack: 16 sheets or 1 each

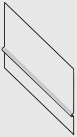
ExoTec™ Facade Panel and System Accessories



Hardie™ Backing Strip 1,190mm

A weather seal at horizontal panel joints for use with ExoTec™ Facade Panel and System and Matrix™ Cladding.
Length: 1,190mm
Selling Unit: 10 per pack or each

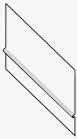
305557



Hardie™ Backing Strip 2,390mm

A weather seal at horizontal panel joints for use with ExoTec™ Facade Panel and System and Matrix™ Cladding.
Length: 2,390mm
Selling Unit: 10 per pack or each

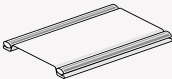
305558



Hardie™ Backing Strip 2,990mm

A weather seal at horizontal panel joints for use with ExoTec™ Facade Panel and System and Matrix™ Cladding.
Length: 2,990mm
Selling Unit: 10 per pack or each

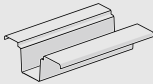
305559



ExoTec™ Gasket Snap Strip 3,620mm long

For use with the ExoTec™ Facade Panel and System, this gasket snap strip is specially designed to clip into the ExoTec™ Top Hat at vertical facade panel joints to cover fixings to the structure and to provide an initial weather seal and drainage using a neoprene gasket.
Length: 3,620mm.
Selling Unit: 10 per pack

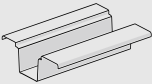
305556



ExoTec™ Top Hat 6,000mm long

A rolled metal section, for use with ExoTec™ Facade Panel and System, designed to span across the building structure to support facade panels and isolate differential movement of the panels from those of the structure.
124mm wide x 35mm deep x 0.75mm gauge thick.
Length: 6,000mm
Selling Unit: 45 per pack

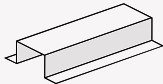
305948



ExoTec™ Top Hat 7,200mm long

A rolled metal section, for use with ExoTec™ Facade Panel and System, designed to span across the building structure to support facade panels and isolate differential movement of the panels from those of the structure.
124mm wide x 35mm deep x 0.75mm gauge thick.
Length: 7,200mm
Selling Unit: 45 per pack

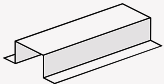
305947



Hardie™ Intermediate Top Hat 0.75mm BMT 6,000mm

A metal top hat for use with ExoTec™ Facade Panel and System for intermediate sheet support.
50mm wide face x 35mm deep x 0.75mm gauge thick.
Length: 6,000mm
Selling Unit: 50 per pack

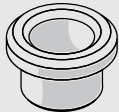
305950



Hardie™ Intermediate Top Hat 0.75mm BMT 7,200mm

A metal top hat for use with ExoTec™ Facade Panel and System for intermediate sheet support.
50mm wide face x 35mm deep x 0.75mm gauge thick.
Length: 7,200mm
Selling Unit: 50 per pack

305949



Hardie™ Facade Washers

Facade washers used for exposed fastener fixing with ExoTec™ Facade Panel and System and Matrix™ Cladding.
Selling Unit: 1,000 per bag

305565

Notes:
All dimensions and masses provided are approximate only and subject to manufacturing tolerances.
Products are to be installed in accordance with the relevant and current Product Installation Guide and Technical Documentation.
For information relating to installation, best practices, warnings and warranties visit www.jameshardie.com.au or phone us on 13 11 03.

Key:
° Excludes pallet, glut and packaging.

RAB™ Board

RAB™ Board is a 6mm specialised fibre cement rigid air barrier that can be used beneath facade systems and external claddings, providing added protection against the elements. Each panel is sealed with James Hardie's proprietary penetrating sealer technology, keeping water, air and wind out, while allowing moisture vapour to easily escape.

Classified as a Class 4 Vapour Permeable Membrane, RAB™ Board is suitable for use in Australian Climate Zones 2 to 8 in accordance with the National Construction Code (NCC) 2022.

RAB™ Board's exceptional strength helps equalise air pressure inside the wall cavity, allowing buildings to stand up to 7kPa high wind pressures. RAB™ Board is easy to install and can be exposed for up to 180 days prior to installing the external cladding.

The inherent strength of RAB™ Board makes it an ideal product for use in external wall design in residential or commercial specific design projects.



Product Code	Length (mm)	Width (mm)	Thickness (mm)	Weight per Unit ² (kg)	Coverage per Panel (m ²)
402980	2,450	1,200	6 ^Δ	27	2.94
405131	2,750	1,200	6 ^Δ	30	3.3
402981	3,000	1,200	6 ^Δ	33	3.6

Selling units per pack: 40 sheets

RAB™ Board Tools



305979

Hardie™ Drive Screw 25mm Square Drive

A class 3 self-tapping wing-tipped screw for fastening to 0.5mm to 1.6mm BMT light gauge steel frames.

Selling Unit: 1,000 per box

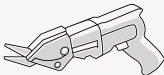


305980

Hardie™ Drive Screw 25mm Phillips Drive Collated

A class 3 self-tapping wing-tipped screw for fastening to 0.5mm to 1.6mm BMT light gauge steel frames. Suitable for use in most auto feed screw guns.

Selling Unit: 1,000 per box



300653

Hardie™ Fibreshears

Electric tool for cutting fibre cement sheets.

Selling Unit: 1 each



305915

Villaboard™ Knife

A score and snap knife designed to efficiently cut through Hardie™ external cladding and internal lining products ≤9mm thick.

Selling Unit: 12 per pack

Notes:
All dimensions and masses provided are approximate only and subject to manufacturing tolerances.
Products are to be installed in accordance with the relevant and current Product Installation Guide and Technical Documentation.
For information relating to installation, best practices, warnings and warranties visit www.jameshardie.com.au or phone us on 13 11 03.

Key:
^a Unavailable in WA. ^o Excludes pallet, glut and packaging.

Aged Care Wall System

Hardie™ Aged Care Wall System is a fire and acoustic rated common wall solution designed for Class 9c buildings. It's a high performance, lightweight system that is faster to install than other commonly available comparable wall systems due to its single layer design.

Hardie™ Aged Care Wall System is up to 12% more compact⁺⁺, delivering significant increases in usable living space and has the potential to increase land yield.

Application(s):

- Designed for separating walls between sole occupancies in class 9c buildings; requiring a Fire Resistance Level (FRL) of up to 1 hour and an acoustic rating $R_w \leq 45$ ".

System Performance^{*}:



FRL 60/60/60



R_w 47



R 2.7



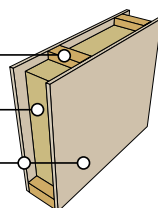
4.0 - 10 kN/m



90mm timber stud wall

Hardie™ Fire Insulation

Hardie™ internal lining (table 1)



Main Components Supplied by James Hardie

Hardie™ Fire Insulation

Product Code	Dimensions (mm)	Material R-value (m2.K/w)	Pieces per Pack	Weight (Kg)	Coverage per Pack (m²)	Foil Laminate	Stud Spacing (mm)
305790	560 x 1,160 x 85	2.5	5	23.5	3.6	No	600
305791	420 x 1,160 x 85	2.5	5	17.6	2.7	No	450

Villaboard™ Lining (6 or 9mm)

Refer to pages 44-45 of this document.

Versilux™ Lining (6 or 9mm)

Refer to pages 46-47 of this document.

Hardie™ Groove Lining

Refer to pages 34-35 of this document.

Notes:

All dimensions and masses provided are approximate only and subject to manufacturing tolerances.
Products are to be installed in accordance with the relevant and current Product Installation Guide and Technical Documentation.
For information relating to installation, best practices, warnings and warranties visit www.jameshardie.com.au or phone us on 13 11 03.

Key:

** Where discontinuous construction is required (e.g. a wall separating a sole-occupancy unit from a kitchen or laundry), a twin timber frame of 90mm with a discontinuous cavity of 25mm frame must be used in lieu of single 90mm timber frame. ** Compared to standard plasterboard systems with a 90mm timber frame with similar acoustic and fire performance levels. * Refer to the relevant Hardie™ Smart Fire & Acoustic Wall Systems Design Guide for further information.

Blade Wall System

Hardie™ Blade Wall System is a versatile and high performance fire-rated wall system. Its single layer design makes it the perfect solution to separate dwellings in cantilevering balconies and ground wall extensions.

Hardie™ Blade Wall System is highly compact; with a wall thickness starting as low as 102mm, it delivers significant savings in outdoor living space compared to other wall systems. Perfect for tight spaces and narrow sites.

Application(s):

- Designed for timber-framed buildings where external separating walls require a Fire Resistance Level (FRL) of up to 1 hour.

System Performance*:



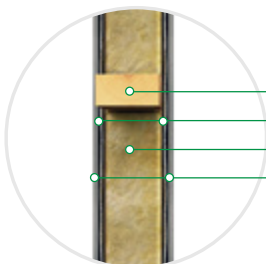
FRL 60/60/60



Rw 47



4.0 - 10 kN/m




90mm timber stud

Hardie™ Wrap Weather Barrier

85mm Hardie™ Fire Insulation

Hardie™ external cladding (6mm or thicker)



Main Components Supplied by James Hardie

Hardie™ Fire Insulation

Product Code	Dimensions (mm)	Material R-value (m2.K/w)	Pieces per Pack	Weight (Kg)	Coverage per Pack (m²)	Foil Laminate	Stud Spacing (mm)
305790	560 x 1,160 x 85	2.5	5	23.5	3.6	No	600
305791	420 x 1,160 x 85	2.5	5	17.6	2.7	No	450

Hardie™ external cladding (6mm or thicker)

Refer to the relevant external cladding product page(s) within this document.

Hardie™ Wrap Weather Barrier

Refer to pages 62-63 of this document.

Notes:
All dimensions and masses provided are approximate only and subject to manufacturing tolerances.
Products are to be installed in accordance with the relevant and current Product Installation Guide and Technical Documentation.
For information relating to installation, best practices, warnings and warranties visit www.jameshardie.com.au or phone us on 13 11 03.

Key:
* Refer to the relevant Hardie™ Smart Fire & Acoustic Wall Systems Design Guide for further information.

Hardie™ Smart Fire & Acoustic Wall Systems

Boundary Wall System

Hardie™ Boundary Wall System is a fire and acoustic rated boundary wall solution designed for Class 1 & 10a timber framed buildings. Hardie™ Boundary Wall System is up to 45% more compact than a standard brick veneer boundary wall; for every 10 lineal metres of Hardie™ Boundary Wall System, you gain up to 1.25m² of floor space[#]. This delivers a significant saving in usable land area while maximising property value.

Hardie™ Boundary Wall System also comes with the good looks and versatility of Hardie™ external cladding given any product 6mm or greater can be installed as part of the system.

Application(s):

- Class 1 & 10a timber framed buildings.
- Designed for townhouses, terraces and detached buildings where external walls are in close proximity to the boundary. Also suitable for bushfire zone areas (up to BAL-FZ).

System Performance*:



FRL 60/60/60
FROM THE OUTSIDE



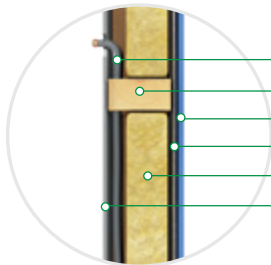
Rw 47 - 48



R 2.0 - 2.6



4.0 - 10 kN/m



30mm cavity for services

90mm timber stud wall

Hardie™ external cladding (6mm or thicker)

Hardie™ Wrap Weather Barrier

60mm Hardie™ Fire Insulation

Hardie™ internal lining (6mm or thicker)



Main Components Supplied by James Hardie

Hardie™ Fire Insulation

Product Code	Dimensions (mm)	Material R-value (m2.K/w)	Pieces per Pack	Weight (Kg)	Coverage per Pack (m²)	Foil Laminate	Stud Spacing (mm)
305903	560 x 1,160 x 60	1.7	7	23.2	5.1	Yes	600
305902	420 x 1,160 x 60	1.7	7	17.4	3.8	Yes	450
305909	420 x 1,320 x 60	1.7	7	19.8	4.3	Yes	450

Hardie™ External Cladding (6mm or thicker)

Refer to the relevant external cladding product page(s) within this document.

Hardie™ Wrap Weather Barrier

Refer to pages 62-63 of this document.

Villaboard™ Lining 6mm

Refer to pages 44-45 of this document.

Notes:
All dimensions and masses provided are approximate only and subject to manufacturing tolerances.
Products are to be installed in accordance with the relevant and current Product Installation Guide and Technical Documentation.
For information relating to installation, best practices, warnings and warranties visit www.jameshardie.com.au or phone us on 13 11 03.

Key:
* Compared to a standard 230mm thick brick veneer wall. *Refer to the relevant Hardie™ Smart Fire & Acoustic Wall Systems Design Guide for further information.

Intertenancy Wall System

Hardie™ Intertenancy Wall System is a fire and acoustic rated common wall solution designed for Class 1 & 10a timber framed buildings. It's a high performance, efficient lightweight wall system with a single layer that is up to 30% faster to install than other comparable commonly available fire and acoustic rated wall systems.

Hardie™ Intertenancy Wall System is up to 18% more compact,[#] than traditional common wall systems - delivering significant increases in usable living space and increased land yield.

Application(s):

- Class 1 & 10a timber framed buildings.
- Designed for common walls between tenancies in multi-residential developments, townhouses and terraces requiring semi-detached construction.

System Performance^{*}:



FRL 60/60/60
TWO WAY



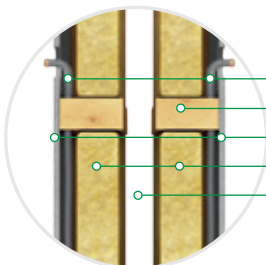
Rw + Ctr >50



R 4.2



4.0 - 10 kN/m



- 30mm cavity for services
- 90mm timber stud wall
- 9mm Villaboard™ Lining
- 60mm Hardie™ Fire Insulation
- 25mm cavity



Main Components Supplied by James Hardie

Hardie™ Fire Insulation

Product Code	Dimensions (mm)	Material R-value (m2.K/w)	Pieces per Pack	Weight (Kg)	Coverage per Pack (m²)	Foil Laminate	Stud Spacing (mm)
305903	560 x 1,160 x 60	1.7	7	23.2	5.1	Yes	600
305902	420 x 1,160 x 60	1.7	7	17.4	3.8	Yes	450
305909	420 x 1,320 x 60	1.7	7	19.8	4.3	Yes	450

Villaboard™ Lining 9mm

Refer to pages 44-45 of this document.

Notes:
All dimensions and masses provided are approximate only and subject to manufacturing tolerances.
Products are to be installed in accordance with the relevant and current Product Installation Guide and Technical Documentation.
For information relating to installation, best practices, warnings and warranties visit www.jameshardie.com.au or phone us on 13 11 03.

Key:
* Compared to commonly available plasterboard shaftliner systems with a 90mm twin timber frame and with similar performance levels to Hardie™ Intertency Wall System. * Refer to the relevant Hardie™ Smart Fire & Acoustic Wall Systems Design Guide for further information.

Hardie™ Smart Fire & Acoustic Wall Systems

ZeroLot™ Wall System

Hardie™ Smart ZeroLot™ Wall System is a fire and acoustic rated dual boundary wall solution designed for Class 1 & 10a timber framed buildings. In multi-occupancy projects, Hardie™ Smart ZeroLot™ Wall System has the distinct advantage of enabling construction of all dwellings in your development independently. This results in flexibility of building process and improved business cash flow.

Hardie™ Smart ZeroLot™ Wall System can also offer a higher property value for the same block of land by providing fully detached dwellings and increased internal liveable space. For instance, on every 10m wall length you gain 2.45m² of internal space per dwelling#.

Application(s):

- Class 1 & 10a timber framed buildings.
- Fully detached dwellings with minimum offset.

System Performance*:



per wall

FRL 60/60/60
ONE WAY



per wall

Rw 47 - 48



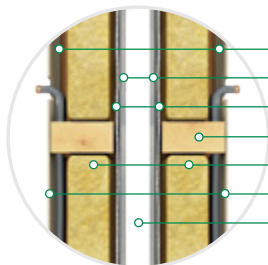
per wall

R 1.6 - 1.7^



per wall

4.0 - 10 kN/m



30mm cavity for services

Hardie™ Smart ZeroLot™ Wall System panel

Hardie™ Wrap Weather Barrier

90mm timber stud wall

60mm Hardie™ Fire Insulation

Hardie™ internal lining (6mm or thicker)

25mm cavity



Main Components Supplied by James Hardie

Hardie™ Fire Insulation

Product Code	Dimensions (mm)	Material R-value (m2.K/w)	Pieces per Pack	Weight (Kg)	Coverage per Pack (m²)	Foil Laminate	Stud Spacing (mm)
305903	560 x 1,160 x 60	1.7	7	23.2	5.1	Yes	600
305902	420 x 1,160 x 60	1.7	7	17.4	3.8	Yes	450
305909	420 x 1,320 x 60	1.7	7	19.8	4.3	Yes	450

Hardie™ Smart ZeroLot™ Wall System

Product Code	Length (mm)	Width (mm)	Thickness (mm)	Weight per Unit* (kg)	Coverage per Panel (m²)
404880	3,000	1,200	8.5	47	3.6


Hardie™ Wrap Weather Barrier

Refer to pages 62-63 of this document.

Villaboard™ Lining 6mm

Refer to pages 44-45 of this document.

Hardie™ Smart ZeroLot™ Wall System Accessories




Hardie™ Aluminium Step Flashing 3,600mm

A reversible aluminium flashing designed to be used at floor junctions and horizontal joints of Hardie™ Smart ZeroLot™ Wall System panels.

Length: 3,600mm
Selling Unit: 4 per pack

305886



Hardie™ 50mm Foam Back Sealing Tape 25m roll

A self-adhesive foam tape to help improve water tightness. It is applied under sheet joins to the vapour permeable membrane along the stud face.

Length: 25 metres long roll
Selling Unit: 1 each

304560

Notes:

All dimensions and masses provided are approximate only and subject to manufacturing tolerances. Products are to be installed in accordance with the relevant and current Product Installation Guide and Technical Documentation. For information relating to installation, best practices, warnings and warranties visit www.jameshardie.com.au or phone us on 13 11 03.

Key:

* Compared to a standard 230mm thick brick veneer wall. *Refer to the relevant Hardie™ Smart Fire & Acoustic Wall Systems Design Guide for further information. ° Depending on wall configuration. ° Excludes pallet, glut and packaging.



For information and advice

Call 13 11 03

Visit jameshardie.com.au

🖱️ [Click here](#)

Rev 1

Australia March 2024

©2024 James Hardie Australia Pty Ltd ABN 12 084 635 558.

™ and ® denote a trademark or registered trademark owned by James Hardie Technology Ltd.

Refer to the current product installation guide for a full list of accessories including those not supplied by James Hardie.

Australasia EPD®, COLORBOND®, Sable™, Dulux®, RockCote® and Good Design Award™ are trademarks or registered trademarks of their respective owners.

For information relating to installation, best practices, warnings, and warranties visit www.jameshardie.com.au or phone us on 13 11 03.