

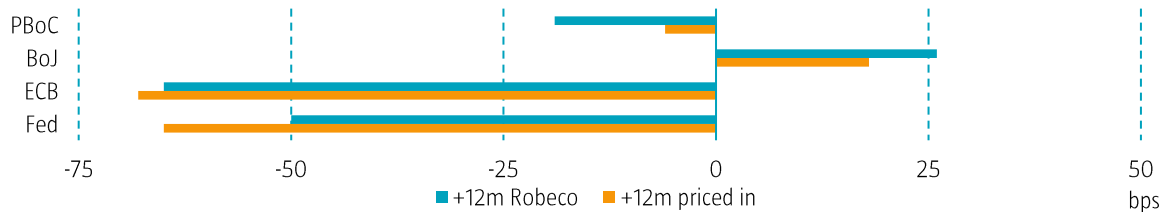
Peaking and tweaking

- Fed: leaning back
- ECB: external tightening
- PBoC: not the time to take it easy
- BoJ: it's a mad old world

The rise in long-term yields and broader tightening of financial conditions has been noticed by central bankers. At both the recent ECB and Fed meeting this was mentioned as one of the factors behind their decision to keep rates on hold, in addition to signs of moderating inflation pressures.

To preserve tighter conditions, central bankers will likely avoid sounding too dovish. Still, central bank rates in the US and Eurozone have likely reached their peak. It would take a re-acceleration of inflation pressures in combination with easier conditions for the Fed to restart hiking. The bar for the ECB seems even higher, given the very weak growth backdrop. In Japan, monetary policy is gradually shifting towards tighter conditions. The recent further tweak of the yield curve control policy prompted an underperformance of the 5-10-year segment of the curve. We foresee that this direction and pace of travel in policy and curve will continue. The policy outlook remains different for the PBoC, where we anticipate stable to lower policy rates over the medium term.

Figure 1 – Outlook for central banks policy rates



Source: Bloomberg, Robeco, change 12m ahead, based on money market futures and forwards; 6 November 2023

CENTRAL BANK WATCHER NOVEMBER 2023

Marketing material for professional investors, not for onward distribution



Martin van Vliet
Global Macro Strategist



Rikkert Scholten
Global Macro Strategist



Bob Stoutjesdijk
Global Macro Strategist

The Federal Reserve: leaning back

- Powell hints at reluctance to tighten further
- Fed rates looking steady in H1 2024
- Value has been building in US rates

Fed puts things on hold for the time being

The chances of the Fed hiking again have declined. This much is clear from the November FOMC meeting. The Fed continues to have a tightening bias, according to chair Powell, and economic projections by the FOMC members still show one additional hike, however, the tone of the press conference after the meeting was different. In his response to questions chair Powell often chose the dovish answer. This was not always the most obvious response and thus seemed to be a deliberate choice, for instance when he was discussing the job market or recent wage data. Powell's comments were not made in isolation. In the weeks prior to the meeting a range of Fed speakers also reflected a reluctance to hike again. The Fed still has a hiking bias, but the bar for execution has clearly risen. This has a lot to do with the rise in long term yields, the broader tightening of financial conditions, as well as wider credit spreads and lower equity prices, that have occurred since their last hike on 26 July. FOMC members welcomed this move, as the whole aim of hiking is to tighten credit and financial conditions. Powell suggested that a persistent tightening of financial conditions could be a substitute for Fed hikes. The rally in both bonds and risk assets that followed his remarks did of course raise some questions on that persistency. Still, it will now probably take a combination of both strong economic data and lower long-term bond yields to persuade them to hike again. Therefore, this is no longer our base case. Further hikes cannot be ruled out, but we have lowered the odds for this scenario from 60% to 30% and now expect rates to remain on hold for a while.

Table 1 - What is priced in for the Fed versus our expectations

Fed funds rate (% upper bound)	5.50	Dec-23	Mar-24	Jun-24	Sep-24
Change implied by FF Futures (bps)		1	-3	-33	-65
Our probably-weighted expectation (bps)		5	5	-5	-50
Our central scenario (bps)		0	0	0	-50
Fed funds rate central scenario (% upper bound)		5.50	5.50	5.50	5.50

Source: Bloomberg, Robeco; 6 November 2023

If our inflation and below consensus growth outlook proves correct, the first cut could arrive in the middle of next year. Not hiking now means the Fed will probably feel the need to keep rates stable for quite some time. This makes July our base case for the first cut, a full year after what appears to have been their last hike. Risks remain tilted towards a delayed start to easing.

Treasury offering some support as QT remains in place

Since the announcement of increased bond issuance last August, the US Treasuries market has shown higher sensitivity to any news that suggests a further increase of debt supply. As a result of this anxiety the market responded positively when US Treasury, on 1 November, announced to leave the auction sizes of its 20-year US bonds unchanged and increase the auction sizes of 10- and 30-year bonds by a modest amount. The announcement illustrates the Treasury's willingness to incorporate feedback from the primary dealer community, which reduces some uncertainty around market conditions. In January the Treasury is expected to announce buyback operations. This is not monetary policy, nor is it aimed at impacting the overall level of rates, but the operation should improve liquidity for specific off the run Treasuries.

Importantly, don't expect any changes to the Fed's balance sheet rundown (QT). Reserves are still ample and the FOMC seems happy with the current pace of reductions (maximum USD 95 bln p.m. in total). The sell off in Treasury bonds over the past months and the widening of MBS spreads appears to have had little impact on their stance on QT. Expect this policy to remain in place until at least Q3 next year.

Table 2 - US Treasuries curve

USTs	Spot yield	12m Fw	Carry*	Hedged to EUR
2yr	4.87	4.35	234	144
5yr	4.53	4.40	96	58
10yr	4.59	4.60	57	36
30yr	4.77	4.73	28	17

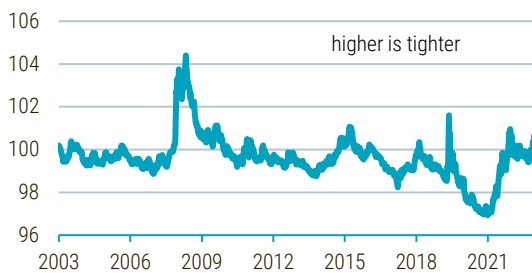
*For a 1pd position over 12 months

Source: Bloomberg, Robeco; 6 November 2023

Steepening trend set to continue

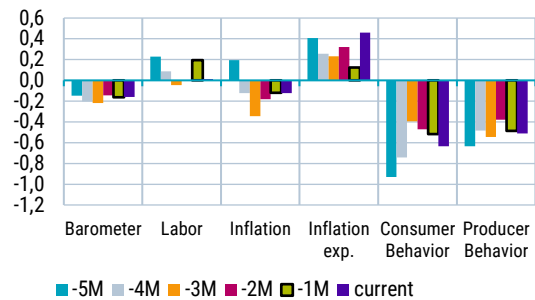
The past months have brought a significant upward correction in yields and steepening of the curve. The OIS market has come so far as pricing in long-term forwards for 1-year yields of more than 4% and from this we can conclude that the market is working with an assumed neutral that exceeds our expectations by at least 100 bps. We might be wrong on this estimate, but a 100 bps difference is a lot and suggests valuation is building in US rates. We are aware of that upward shifts are possible in neutral rate estimates and the market could deviate from these anchors for periods of time. Therefore, it is helpful to see shorter-term valuation models that incorporate a.o. Fed pricing also pointing towards increased relative value in 10-year US Treasuries. This supports the case for overweight positions. Heightened volatility and relentless momentum are counter arguments, which we think should be reflected in position sizes. Some spread trades are also becoming more interesting. For example, long 10-year US versus Canada looks attractive. As the rates outlook is gradually shifting, we see room for a further normalization of the US curve, although the steepening trend may well experience some hiccups after such extensive moves. The figures below illustrate that producer confidence has declined. Inflation has been trending lower, albeit at a more modest pace. Job creation remains robust, but wage growth is gradually cooling.

Figure 1 – Tighter financial conditions



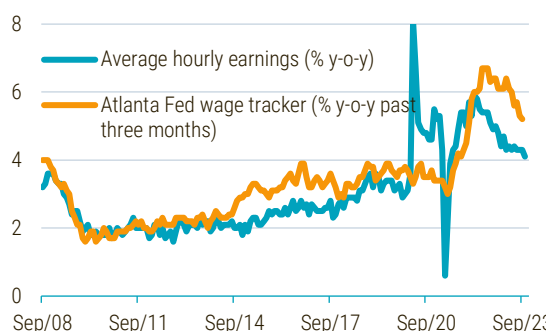
Source: Goldman Sachs, Bloomberg, Robeco; 6 November 2023

Figure 2 – Barometer shows declining producer confidence



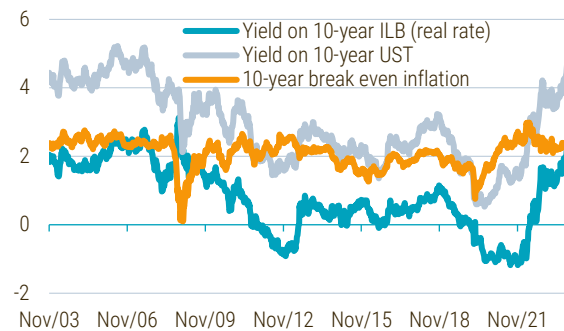
Source: Bloomberg, Robeco; 6 November 2023

Figure 3 – Wage growth continues slowing



Source: Bloomberg, Robeco; 6 November 2023

Figure 4 – Higher real yields



Source: Bloomberg, Robeco; 6 November 2023

European Central Bank: external tightening

- Externally-led rise in long-end yields reinforces the view that ECB rates have peaked
- Discussion on earlier end to full PEPP reinvestments delayed not shelved
- Bracing for retracement in yields and further curve normalization into 2024

Taking a breather

For the first time since June 2022, and after 10 straight rate hikes, the ECB's Governing Council "unanimously" decided to keep policy rates unchanged at their last meeting in October. "Inflation is still expected to stay too high for too long, and domestic price pressures remain strong," but "past rate increases continue to be transmitted forcefully into financing conditions," and "most measures of underlying inflation have continued to ease". Moreover, the statement reiterated that policy rates are at levels "that, maintained for a sufficiently long duration, will make a substantial contribution" to a timely return of inflation to the target. This suggests that most ECB policymakers believe that policy rates have reached a plateau and don't need to be raised further.

ECB President Lagarde reinforced this at the press conference by stressing that "we have to be steady, we have to hold," and that more tightening is still in the pipeline for the economy due to the policy lags involved. Notably, she highlighted how the rise in US government bond yields has dragged Eurozone yields higher, while adding that this 'external' tightening of financial conditions was a spill over that needed to be taken into account. This probably explains why the council, despite earlier hints from hawkish governors, had not discussed a possible earlier end to reinvestments under the PEPP¹ – currently this is not scheduled before the end of 2024. That said, for the time being, the ECB seems determined (like many other DM central banks) to signal that their inflation fighting job is not yet done – and that holding does not fully rule out further hikes. Bear in mind that the ECB could still (instead) tighten their policy stance further by shifting from a full to a partial reinvestment of maturing securities held under the PEPP. A discussion could start as soon as December – we would not expect this to kick in before 2H 2024.

Table 1 - What is priced in for the ECB versus our expectations

ECB deposit facility rate	4.00	Dec-23	Mar-24	Jun-24	Sep-24
Change implied by OIS (bps)		1	-8	-36	-68
Our probability-weighted expectation (bps)		1	-10	-35	-65
Our central scenario (bps)		0	0	-25	-50
ECB depo rate in central scenario (%)		4.00	4.00	3.75	3.50

Source: Bloomberg, Robeco; 6 November 2023

Table 2 - DBR curve

	Spot yield	12m Fwd	Carry* (bp)
2y	2.96	2.26	-83
5y	2.54	2.30	-34
10y	2.65	2.61	-9
30y	2.92	2.88	-6

* for a 1pd position in cash bonds over 12 months

Source: Bloomberg, Robeco; 6 November 2023

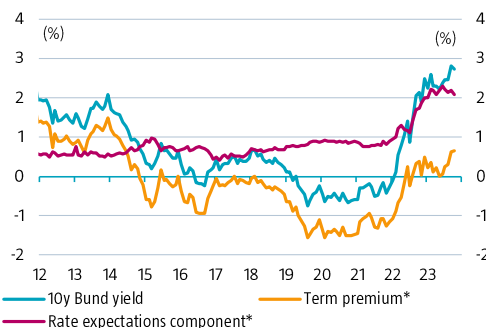
¹ As of July 2023 the ECB has already discontinued the reinvestments under the older QE program, the APP

Looking ahead, we think that – notwithstanding the near-term prospect of a plateau – the ECB’s depo rate will be back in ‘neutral’ territory (which we see somewhere in the 1.75%-2.25% area) sooner than markets (and the ECB) anticipate. Indeed, we continue to question the market’s belief that the ECB’s rates policy will stay restrictive for many years to come, despite the projected further drop in inflation towards 2% in the course of next year (Figure 3). Specifically, our central scenario still sees the ECB cutting interest rates by the middle of next year.

Still bracing for retracement in yields and further curve normalization into 2024

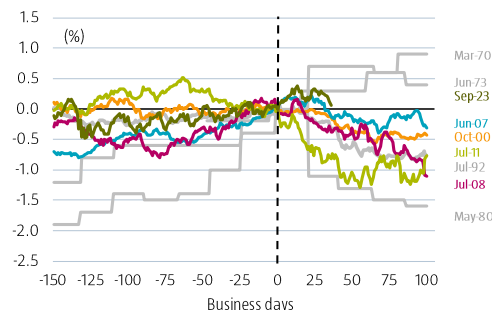
- Since the lows of mid-March, when bond markets were under the spell of the US regional banking crisis, German bond yields have been on an uptrend. However, while 10-year Bund yields reached a new cyclical high of 3% in early October, the 2-year yield did not breach the peak from early March. The sell-off in longer-dated bond yields was, to a large extent, driven by the rise in US treasury yields in the wake of resilient US economic data and issuance considerations. This helped push the term premium in Bund yields to fresh highs (Figure 1).
- Although yields have come down from their peak levels, we think current valuations in the 5- to 10-year space still warrant a constructive stance on EUR duration. Indeed, at around 2.75% – term-premium adjusted – the EUR 5-year OIS rate 5-year forward still strongly exceeds the 2% median analyst estimate of the long-term ‘neutral’ ECB depo rate, to which Chief Economist Philip Lane apparently subscribes. One could argue that a looser fiscal policy regime rationalizes an uplift in the long-term neutral rate – which we agree with. But a market-implied neutral policy rate of close to 3% is a bridge too far in our view.
- Curve-wise, we remain barced for further re-steepening, although we do see a risk, especially in 2s10s, of some re-flattening near term. As for swap spreads over Germany, given the prospect for more QT, there is potential remaining for further tightening, especially in 5- to 10-year tenors. However, front-end swap spreads are particularly at risk of widening in bouts of ‘risk-off’ in financial markets.

Figure 1 – Term premium on the move



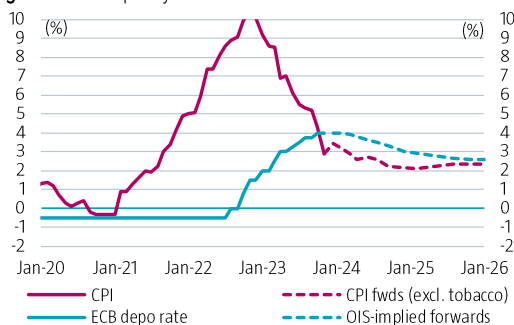
Source: ECB, Robeco; 6 November 2023 * estimates based on FED ACM model; special thanks to our colleague Roderick Molenaar

Figure 2 – 10-yr yield changes around last ECB/Buba hike (t=0)



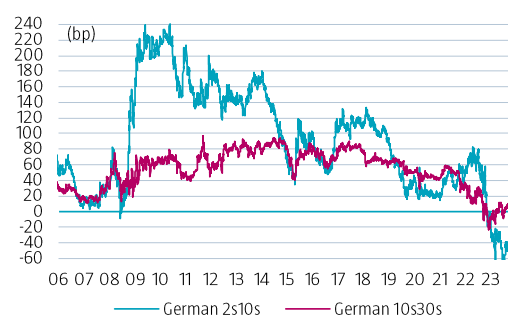
Source: ECB, Robeco; 6 November 2023

Figure 3 – ECB policy rate and inflation forwards



Source: ECB, Robeco; 6 November 2023

Figure 4 – German 2s10s and 10s30s yield curve



Source: ECB, Robeco; 6 November 2023

People's Bank of China: not the time to take it easy

- Further rate cuts delayed as fiscal policy loosens
- Secular downtrend in China bond yields intact
- We await further yield back-up before adding duration

Policymakers have their hands full

While the official real GDP data for Q3 suggests that the Chinese economy has gained momentum, other activity data are less encouraging. Indeed, our Economic Barometer, which captures a very broad range of low- and high-frequency data, has remained in the doldrums (see Figure 4).

In any case, ongoing stimulus efforts by policymakers demonstrate that worries about the economy remain. In September the PBoC followed up earlier easing measures with another cut in the reserve requirement ratio (RRR) of banks that are yet to face a 5% RRR, which helped push up credit supply in September. Still, growth in the net flow of credit per unit of GDP remains depressed, as our 'credit impulse' indicator reveals (see Figure 3). Moreover, demand for homes outside of Tier-1 cities is struggling to turn the corner. Against this backdrop it is little wonder that the NPC standing committee approved RMB 1 trillion in additional central government bond (CGB) issuance quota to support infrastructure investment in October. Moreover, and importantly, at the end of October the Central Financial Work Conference saw policymakers pledge to address the debt woes of local government(s) (funding vehicles) – who are impeding higher interest rates.

Fortunately for the PBoC, the inflation backdrop is such that monetary policy can remain accommodative for the time being. Looking ahead, we expect the PBoC to try to steer money market rates – which came under upward pressure in September and October – back to the lower end of the policy rate corridor (consisting of the 7-day reverse repo rate and 1-year MLF rate), possibly via another RRR cut. Meanwhile, the weak CNY will likely keep a lid on the potential for near-term rate cuts. However, looking beyond the next few months, we continue to see downside risk to market pricing of policy rates (see Table 1 below).

Table 1 - What is priced in for the PBoC versus our expectations

PBoC 7-day reverse repo (%)	1.80	Dec-23	Mar-24	Jun-24	Sep-24
Change implied by forwards (bps)		8	-8	-10	-6
Our probability-weighted expectation (bps)		-2	-8	-14	-19
Our central scenario (bps)		0	-10	-10	-20
PBoC 7-day reverse repo in central scenario (%)		1.80	1.70	1.70	1.60

Source: Bloomberg, Robeco; 6 November 2023

Since reaching their year-to-date lows in August, Chinese government bond yields have moved higher, led by the shorter end of the yield curve – as market expectations for further near-term rate cuts were (rightly so in our view) scaled back. Towards the end of October the 10-year CGB yield was approaching levels where we (as mentioned in our previous *Central Bank Watcher*) would turn more constructive again, i.e. at 25 bps or more above the 1-year MLF rate. However, since then 10-year yields have nudged lower again, so for now, we opt to stay tactically underweight CGBs cross-market against DM government bonds. Perhaps the upcoming rise in CGB issuance can help bring yields to above-mentioned levels, as we remain of the opinion that the secular downtrend in Chinese rates remains intact.

Table 2 - DBR curve

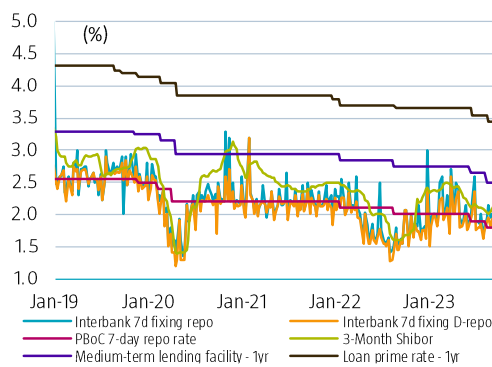
	Spot	12m Fw
2yr	2.37	2.51
5yr	2.52	2.69
10yr	2.66	2.75

Source: Bloomberg, Robeco; 6 November 2023

Economic Barometer: no improvement yet

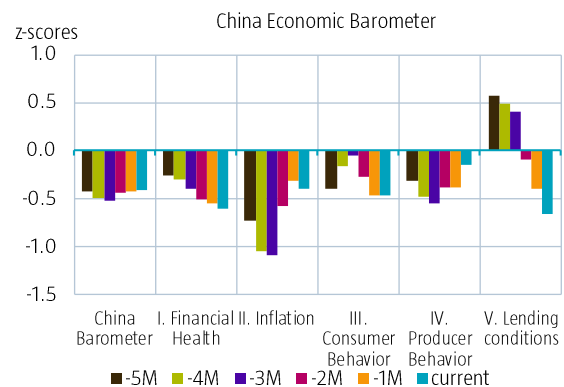
- Our Economic Barometer for China remains indicative of weak growth circumstances, with all components still in subpar territory (Figure 2). What stands out in terms of recent changes are the increased signs of weakness in the 'Lending Conditions' component. This reflects a further tightening in broader financial conditions, a rise in sovereign CDS spreads and still-feeble credit growth (from an impulse perspective).
- The Z-score for 'Producer Behavior' actually improved somewhat despite a renewed weakening in the PMI data. Rising industrial production, electricity usage, and railway freight traffic helped.
- Meanwhile, the Z-score for 'Consumer Behavior' continues to be held back by weak PMI employment data and home sales as well as the still subdued marginal-propensity-to-consume metric (based on household demand deposits relative to savings deposits). The latter subcomponent's lingering weakness is testament to the view that despite the shift to services spending post-reopening, Chinese consumers remain cautious overall.
- Meanwhile, the Z-score for 'Inflation' improved thanks to a pick-up services price inflation and a slower pace of negative PPI inflation. With core inflation running at slightly below 1%, in our view it is too early to fret about broad-based deflation taking hold in China.

Figure 1 – Selected policy and money market rates



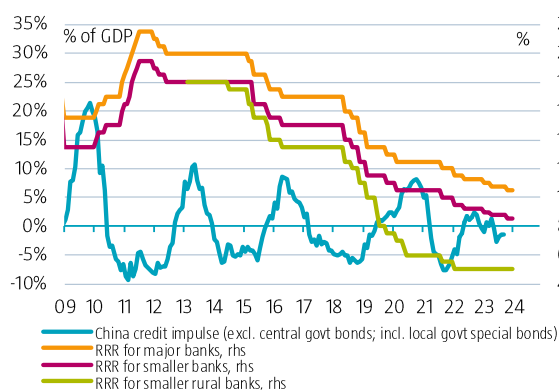
Source: Bloomberg, Robeco; 6 November 2023

Figure 2 – Economic Barometer: stuck in the doldrums?



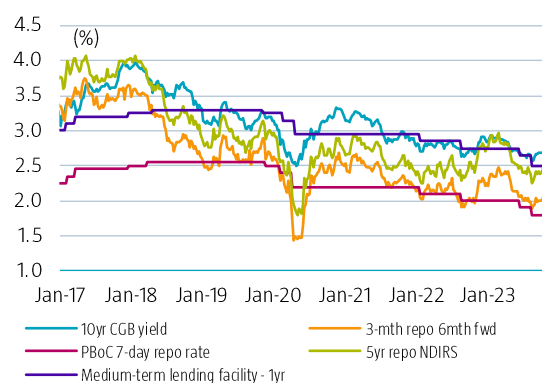
Source: Bloomberg, Robeco; 6 November 2023

Figure 3 – RRR of banks and credit impulse



Source: Bloomberg, Robeco; 6 November 2023

Figure 4 – Selected short-term and long-term rates



Source: Bloomberg, Robeco; 6 November 2023

Bank of Japan: it's a mad old world

- Another small tweak
- Inflation outlook likely to be upgraded
- The end of negative rates

Another small tweak

At its recent monetary policy meeting on October 31st the BoJ decided to again make its Yield Curve Control (YCC) policy more flexible. Expectations for this meeting were mixed with the majority of BoJ watchers expecting the status quo to be maintained and only a small number calling for aggressive changes to YCC, some even suggesting to abolish it altogether. Prior to the meeting expectations shifted quite meaningfully based on the reports by Nikkei on October 30 that the BoJ would make material changes to its YCC policy. When looking at the outcomes we can conclude that once again the BoJ only made a small tweak. The most important point of this policy revision is that the reference fluctuation range in the 10-year JGB yield, which was set at around 0.5%, has been amended to a 1.0% upper bound, effectively removing the lower bound. Hence, YCC can be seen to have shifted back to a yield cap policy. Furthermore, the BoJ has decided to end the daily unlimited fixed operations at 1.0%. Markets might interpret this as a signal that the strict YCC cap is no longer in effect, given the BoJ no longer needs to purchase large amounts, even if the 10-year JGB yield reaches 1% or more. In theory we might agree with the market's interpretation, but we would rather err on the side of caution. What matters more for BoJ interventions is not necessarily the 10-year JGB yield itself, rather the pace of the sell-off. If the pace of yield rise is rapid, we feel that the BoJ will likely need to step in and stabilize the JGB market through unscheduled JGB purchasing operations or regular fixed-rate operations. During the press conference Governor Ueda confirmed the need for this optionality in the toolbox.

Inflation outlook likely to be upgraded

The inflation outlook will be key, in particular the outlook for the core inflation rate is gaining attention by the day. The core inflation outlook has been revised upwards to 3.8% (from 3.2% in July) for 2023. The outlooks for 2024 and 2025 have also been upgraded from 1.7% and 1.8% respectively to 1.9% for both years. One might argue that core inflation is embedded in the forecasts, and one could even argue that Japan has finally exited their deflation era in full. Moving forward we expect revisions to gradually increase as soon as the January 2024 Outlook report, given the current inflation trend and strong momentum in next year's Shunto spring wage negotiation. If this happens, the inflation outlook will be consistent with the 2% price stability target or will come very close. If the positive news about the results of next year's Shunto continues until January, we believe achieving the 2% price stability target with wage increases will be within sight.

Table 1 - What is priced in for the BoJ versus our expectations

Policy balance rate (%)	-0.10	Dec-23	Mar-24	Jun-24	Sep-24	Dec-24
Change implied by futures (bps)		2	4	11	18	22
Our probability-weighted expectation (bps)		3	10	14	26	33
Our central scenario (bps)		0	10	10	25	25
Policy balance rate in central scenario (%)	-0.10	0.00	0.00	0.15	0.15	

Source: Bloomberg, Robeco; 6 November 2023

The BoJ has suggested that it would need to achieve its 2% inflation policy target before considering ending negative interest rates. This implies establishing a virtuous cycle between wages and prices, whereby both mutually increase, which is seen as very important. There is evidence in the 2023 Shunto wage negotiations that rising prices leads to higher wages. In turn prices do rise further and lead to a rise in wages, the BoJ could be convinced its target is met. The impact of rising wages should lead to higher service inflation and indeed the latter has been true since the start of this year. Interestingly, the BoJ attributes the bigger part of the rise in services inflation to the second-round effects of higher input costs on raw materials and energy, with only a minor part attributed to higher wages. We take a different view, once wages start to rise because of higher prices then a price-wage spiral begins. When looking at the 2024 wage demand we see evidence of even steeper demands for higher

wages, this reflects that the price-wage spiral is gaining a lot of momentum. Experience in other Internationally developed markets (Europe and United Kingdom) suggests that it takes considerable effort for central banks to get that under control. In our view the BoJ is increasingly behind the curve, high prices and high wages with mutual causality warrant a central bank to err on the side of caution.

The end of negative rates

Shunto results this year and next year are similar to those seen before deflation took hold in Japan. We consider this evidence that Japan is shifting towards a new inflation equilibrium. We expect core inflation to settle between 1 and 2% for the medium term. In our view, this implies that before the end of the year the BoJ will likely exit their negative interest rate policy by implementing a 10 bps hike. We continue to think that in Japan the YCC is here to stay and will be impossible to abolish given financial stability risks. Still, we think the BoJ is keen to further normalize the longer end of the curve by changing the YCC from a 10-year point towards a 5-year point, or to widen the bandwidth on the 10-year point to +/-150 bps.

We consider all meetings for the remainder of this year as live for changes in both the YCC and policy rate. With so much YCC and policy change, the outcome will be that the 7-year JGB yield trades close to a 1% yield by the end of the year, and the 10-year JGB yield closes to 1.25%. In all scenarios we expect 10s30s to flatten further given the large upward pressure on 10-year JGBs. As JGB yields adjusted higher over the course of 2023 relative to other markets, and considering the FX-hedged basis is the superior investment for domestic Japanese investors compared to other global fixed income asset classes, we continue to look for a stronger yen versus other major currencies. As the BoJ begins to make changes to YCC, and while other global central banks approach their respective terminal rates later this year, we see value in taking long positions in the yen.

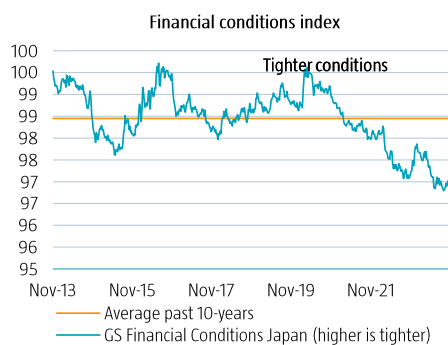
Table 2 - JGB curve

JGB Curve	Spot yield	12m Fw	Carry*	Hedged to EUR
2yr	0.13	0.31	14.2	16.2
5yr	0.42	0.61	18.9	19.7
10yr	0.88	1.10	17.1	17.5
30yr	1.82	1.90	9.9	10.1

* for 1pd position over 12 months

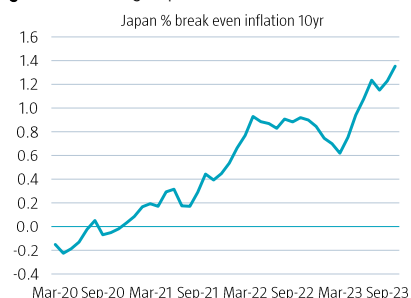
Source: Bloomberg, Robeco; 6 November 2023

Figure 1 – Still loose financial conditions



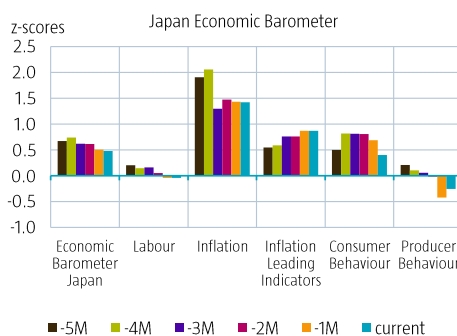
Source: Goldman Sachs, Bloomberg; 6 November 2023

Figure 3 – Strong improvement in breakevens



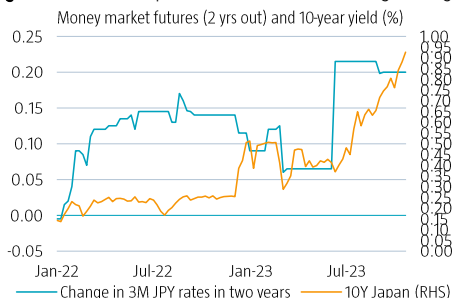
Source: Bloomberg; 6 November 2023

Figure 2 – Strong inflation momentum



Source: Robeco, Bloomberg; 6 November 2023

Figure 4 – Markets price in small amounts of tightening 2 years out



Source: Bloomberg; 6 November 2023

Important information

Robeco Institutional Asset Management B.V. has a license as manager of Undertakings for Collective Investment in Transferable Securities (UCITS) and Alternative Investment Funds (AIFs) ("Fund(s)") from the Netherlands Authority for the Financial Markets in Amsterdam. This marketing document is intended solely for professional investors, defined as investors qualifying as professional clients, who have requested to be treated as professional clients or are authorized to receive such information under any applicable laws. Robeco Institutional Asset Management B.V. and/or its related, affiliated and subsidiary companies, ("Robeco"), will not be liable for any damages arising out of the use of this document. Users of this information who provide investment services in the European Union have their own responsibility to assess whether they are allowed to receive the information in accordance with MiFID II regulations. To the extent this information qualifies as a reasonable and appropriate minor non-monetary benefit under MiFID II, users that provide investment services in the European Union are responsible for complying with applicable recordkeeping and disclosure requirements. The content of this document is based upon sources of information believed to be reliable and comes without warranties of any kind. Without further explanation this document cannot be considered complete. Any opinions, estimates or forecasts may be changed at any time without prior warning. If in doubt, please seek independent advice. This document is intended to provide the professional investor with general information about Robeco's specific capabilities but has not been prepared by Robeco as investment research and does not constitute an investment recommendation or advice to buy or sell certain securities or investment products or to adopt any investment strategy or legal, accounting or tax advice. All rights relating to the information in this document are and will remain the property of Robeco. This material may not be copied or shared with the public. No part of this document may be reproduced or published in any form or by any means without Robeco's prior written permission. Investment involves risks. Before investing, please note the initial capital is not guaranteed. Investors should ensure they fully understand the risk associated with any Robeco product or service offered in their country of domicile. Investors should also consider their own investment objective and risk tolerance level. Historical returns are provided for illustrative purposes only. The price of units may go down as well as up and past performance is no guarantee of future results. If the currency in which the past performance is displayed differs from the currency of the country in which you reside, then you should be aware that due to exchange rate fluctuations the performance shown may increase or decrease if converted into your local currency. The performance data do not take account of the commissions and costs incurred when trading securities in client portfolios or for the issue and redemption of units. Unless otherwise stated, performances are i) net of fees based on transaction prices and ii) with dividends reinvested. Please refer to the prospectus of the Funds for further details. Performance is quoted net of investment management fees. The ongoing charges mentioned in this document are the ones stated in the Fund's latest annual report at closing date of the last calendar year. This document is not directed to or intended for distribution to or for use by any person or entity who is a citizen or resident of or located in any locality, state, country or other jurisdiction where such distribution, document, availability or use would be contrary to law or regulation or which would subject any Fund or Robeco Institutional Asset Management B.V. to any registration or licensing requirement within such jurisdiction. Any decision to subscribe for interests in a Fund offered in a particular jurisdiction must be made solely on the basis of information contained in the prospectus, which information may be different from the information contained in this document. Prospective applicants for shares should inform themselves as to legal requirements which may also apply and any applicable exchange control regulations and taxes in the countries of their respective citizenship, residence or domicile. The Fund information, if any, contained in this document is qualified in its entirety by reference to the prospectus, and this document should, at all times, be read in conjunction with the prospectus. Detailed information on the Fund and associated risks is contained in the prospectus. The prospectus and the Key Information Document (PRIIP) for the Robeco Funds can all be obtained free of charge from Robeco's websites.

Additional information for US investors

Robeco is considered "participating affiliate" and some of their employees are "associated persons" of Robeco Institutional Asset Management US Inc. ("RIAM US") as per relevant SEC no-action guidance. Employees identified as associated persons of RIAM US perform activities directly or indirectly related to the investment advisory services provided by RIAM US. In those situations these individuals are deemed to be acting on behalf of RIAM US, a US SEC registered investment adviser. SEC regulations are applicable only to clients, prospects and investors of RIAM US. RIAM US is a wholly owned subsidiary of ORIX Corporation Europe N.V. and offers investment advisory services to institutional clients in the US.

Additional information for US Offshore investors – Reg S

The Robeco Capital Growth Funds have not been registered under the United States Investment Company Act of 1940, as amended, nor the United States Securities Act of 1933, as amended. None of the shares may be offered or sold, directly or indirectly in the United States or to any US Person. A US Person is defined as (a) any individual who is a citizen or resident of the United States for federal income tax purposes; (b) a corporation, partnership or other entity created or organized under the laws of or existing in the United States; (c) an estate or trust the income of which is subject to United States federal income tax regardless of whether such income is effectively connected with a United States trade or business. In the United States, this material may be distributed only to a person who is a "distributor", or who is not a "US person", as defined by Regulation S under the U.S. Securities Act of 1933 (as amended).

Additional information for investors with residence or seat in Australia and New Zealand

This document is distributed in Australia by Robeco Hong Kong Limited (ARBN 156 512 659) ("RIAM BV"), which is exempt from the requirement to hold an Australian financial services license under the Corporations Act 2001 (Cth) pursuant to ASIC Class Order 03/1103. Robeco is regulated by the Securities and Futures Commission under the laws of Hong Kong and those laws may differ from Australian laws. This document is distributed only to "wholesale clients" as that term is defined under the Corporations Act 2001 (Cth). This document is not intended for distribution or dissemination, directly or indirectly, to any other class of persons. In New Zealand, this document is only available to wholesale investors within the meaning of clause 3(2) of Schedule 1 of the Financial Markets Conduct Act 2013 (FMCA). This document is not intended for public distribution in Australia and New Zealand.

Additional information for investors with residence or seat in Austria

This information is solely intended for professional investors or eligible counterparties in the meaning of the Austrian Securities Oversight Act.

Additional information for investors with residence or seat in Brazil

The Fund may not be offered or sold to the public in Brazil. Accordingly, the Fund has not been nor will be registered with the Brazilian Securities Commission (CVM), nor has it been submitted to the foregoing agency for approval. Documents relating to the Fund, as well as the information contained therein, may not be supplied to the public in Brazil, as the offering of the Fund is not a public offering of securities in Brazil, nor may they be used in connection with any offer for subscription or sale of securities to the public in Brazil.

Additional information for investors with residence or seat in Brunei

The Prospectus relates to a private collective investment scheme which is not subject to any form of domestic regulations by the Autoriti Monetari Brunei Darussalam ("Authority"). The Prospectus is intended for distribution only to specific classes of investors as specified in section 20 of the Securities Market Order, 2013, and must not, therefore, be delivered to, or relied on by, a retail client. The Authority is not responsible for reviewing or verifying any prospectus or other documents in connection with this collective investment scheme. The Authority has not approved the Prospectus or any other associated documents nor taken any steps to verify the information set out in the Prospectus and has no responsibility for it. The units to which the Prospectus relates may be illiquid or subject to restrictions on their resale. Prospective purchasers of the units offered should conduct their own due diligence on the units.

Additional information for investors with residence or seat in Canada

No securities commission or similar authority in Canada has reviewed or in any way passed upon this document or the merits of the securities described herein, and any representation to the contrary is an offence. Robeco Institutional Asset Management B.V. relies on the international dealer and international adviser exemption in Quebec and has appointed McCarthy Tétrault LLP as its agent for Quebec.

Additional information for investors with residence or seat in the Republic of Chile

Neither Robeco nor the Funds have been registered with the *Comisión para el Mercado Financiero* pursuant to Law no. 18.045, the *Ley de Mercado de Valores* and regulations thereunder. This document does not constitute an offer of or an invitation to subscribe for or purchase shares of the Funds in the Republic of Chile, other than to the specific person who individually requested this information on their own initiative. This may therefore be treated as a "private offering" within the meaning of Article 4 of the *Ley de Mercado de Valores* (an offer that is not addressed to the public at large or to a certain sector or specific group of the public).

Additional information for investors with residence or seat in Colombia

This document does not constitute a public offer in the Republic of Colombia. The offer of the fund is addressed to less than one hundred specifically identified investors. The fund may not be promoted or marketed in Colombia or to Colombian residents, unless such promotion and marketing is made in compliance with Decree 2555 of 2010 and other applicable rules and regulations related to the promotion of foreign funds in Colombia. The distribution of this Prospectus and the offering of Shares may be restricted in certain jurisdictions. The information contained in this Prospectus is for general guidance only, and it is the responsibility of any person or persons in possession of this Prospectus and wishing to make application for Shares to inform themselves of, and to observe, all applicable laws and regulations of any relevant jurisdiction. Prospective applicants for Shares should inform themselves of any applicable legal requirements, exchange control regulations and applicable taxes in the countries of their respective citizenship, residence or domicile.

Additional information for investors with residence or seat in the Dubai International Financial Centre (DIFC), United Arab Emirates

This material is distributed by Robeco Institutional Asset Management B.V. (DIFC Branch) located at Office 209, Level 2, Gate Village Building 7, Dubai International Financial Centre, Dubai, PO Box 482060, UAE. Robeco Institutional Asset Management B.V. (DIFC Branch) is regulated by the Dubai Financial Services Authority ("DFSA") and only deals with Professional Clients or Market Counterparties and does not deal with Retail Clients as defined by the DFSA.

Additional information for investors with residence or seat in France

Robeco Institutional Asset Management B.V. is at liberty to provide services in France. Robeco France is a subsidiary of Robeco whose business is based on the promotion and distribution of the group's funds to professional investors in France.

Additional information for investors with residence or seat in Germany

This information is solely intended for professional investors or eligible counterparties in the meaning of the German Securities Trading Act.

Additional information for investors with residence or seat in Hong Kong

The contents of this document have not been reviewed by the Securities and Futures Commission ("SFC") in Hong Kong. If there is any doubt about any of the contents of this document, independent professional advice should be obtained. This document has been distributed by Robeco Hong Kong Limited ("Robeco"). Robeco is regulated by the SFC in Hong Kong.

Additional information for investors with residence or seat in Indonesia

The Prospectus does not constitute an offer to sell nor a solicitation to buy securities in Indonesia.

Additional information for investors with residence or seat in Italy

This document is considered for use solely by qualified investors and private professional clients (as defined in Article 26 (1) (b) and (d) of Consob Regulation No. 16190 dated 29 October 2007). If made available to Distributors and individuals authorized by Distributors to conduct promotion and marketing activity, it may only be used for the purpose for which it was conceived. The data and information contained in this document may not be used for communications with Supervisory Authorities. This document does not include any information to determine, in concrete terms, the investment inclination and, therefore, this document cannot and should not be the basis for making any investment decisions.

Additional information for investors with residence or seat in Japan

This document is considered for use solely by qualified investors and is distributed by Robeco Japan Company Limited, registered in Japan as a Financial Instruments Business Operator, [registered No. the Director of Kanto Local Financial Bureau (Financial Instruments Business Operator), No.2780, Member of Japan Investment Advisors Association].

Additional information for investors with residence or seat in South Korea

The Management Company is not making any representation with respect to the eligibility of any recipients of the Prospectus to acquire the Shares therein under the laws of South Korea, including but not limited to the Foreign Exchange Transaction Act and Regulations thereunder. The Shares have not been registered under the Financial Investment Services and Capital Markets Act of Korea, and none of the Shares may be offered, sold or delivered, or offered or sold to any person for re-offering or resale, directly or indirectly, in South Korea or to any resident of South Korea except pursuant to applicable laws and regulations of South Korea.

Additional information for investors with residence or seat in Liechtenstein

This document is exclusively distributed to Liechtenstein-based, duly licensed financial intermediaries (such as banks, discretionary portfolio managers, insurance companies, fund of funds) which do not intend to invest on their own account into Fund(s) displayed in the document. This material is distributed by Robeco Switzerland Ltd, postal address: Josefstrasse 218, 8005 Zurich, Switzerland. LGT Bank Ltd., Herrengasse 12, FL-9490 Vaduz, Liechtenstein acts as the representative and paying agent in Liechtenstein. The prospectus, the Key Information Documents (PRIIP) the articles of association, the annual and semi-annual reports of the Fund(s) may be obtained from the representative or via the website.

Additional information for investors with residence or seat in Malaysia

Generally, no offer or sale of the Shares is permitted in Malaysia unless where a Recognition Exemption or the Prospectus Exemption applies: NO ACTION HAS BEEN, OR WILL BE, TAKEN TO COMPLY WITH MALAYSIAN LAWS FOR MAKING AVAILABLE, OFFERING FOR SUBSCRIPTION OR PURCHASE, OR ISSUING ANY INVITATION TO SUBSCRIBE FOR OR PURCHASE OR SALE OF THE SHARES IN MALAYSIA OR TO PERSONS IN MALAYSIA AS THE SHARES ARE NOT INTENDED BY THE ISSUER TO BE MADE AVAILABLE, OR MADE THE SUBJECT OF ANY OFFER OR INVITATION TO SUBSCRIBE OR PURCHASE, IN MALAYSIA. NEITHER THIS DOCUMENT NOR ANY DOCUMENT OR OTHER MATERIAL IN CONNECTION WITH THE SHARES SHOULD BE DISTRIBUTED, CAUSED TO BE DISTRIBUTED OR CIRCULATED IN MALAYSIA. NO PERSON SHOULD MAKE AVAILABLE OR MAKE ANY INVITATION OR OFFER OR INVITATION TO SELL OR PURCHASE THE SHARES IN MALAYSIA UNLESS SUCH PERSON TAKES THE NECESSARY ACTION TO COMPLY WITH MALAYSIAN LAWS.

Additional information for investors with residence or seat in Mexico

The funds have not been and will not be registered with the National Registry of Securities or maintained by the Mexican National Banking and Securities Commission and, as a result, may not be offered or sold publicly in Mexico. Robeco and any underwriter or purchaser may offer and sell the funds in Mexico on a private placement basis to Institutional and Accredited Investors, pursuant to Article 8 of the Mexican Securities Market Law.

Additional information for investors with residence or seat in Peru

The Superintendencia del Mercado de Valores (SMV) does not exercise any supervision over this Fund and therefore the management of it. The information the Fund provides to its investors and the other services it provides to them are the sole responsibility of the Administrator. This Prospectus is not for public distribution.

Additional information for investors with residence or seat in Singapore

This document has not been registered with the Monetary Authority of Singapore ("MAS"). Accordingly, this document may not be circulated or distributed directly or indirectly to persons in Singapore other than (i) to an institutional investor under Section 304 of the SFA, (ii) to a relevant person pursuant to Section 305(1), or any person pursuant to Section 305(2), and in accordance with the conditions specified in Section 305, of the SFA, or (iii) otherwise pursuant to, and in accordance with the conditions of, any other applicable provision of the SFA. The contents of this document have not been reviewed by the MAS. Any decision to participate in the Fund should be made only after reviewing the sections regarding investment considerations, conflicts of interest, risk factors and the relevant Singapore selling restrictions (as described in the section entitled "Important information for Singapore Investors") contained in the prospectus. Investors should consult their professional adviser if you are in doubt about the stringent restrictions applicable to the use of this document, regulatory status of the Fund, applicable regulatory protection, associated risks and suitability of the Fund to your objectives. Investors should note that only the Sub-Funds listed in the appendix to the section entitled "Important information for Singapore Investors" of the prospectus ("Sub-Funds") are available to Singapore investors. The Sub-Funds are notified as restricted foreign schemes under the Securities and Futures Act, Chapter 289 of Singapore ("SFA") and invoke the exemptions from compliance with prospectus registration requirements pursuant to the exemptions under Section 304 and Section 305 of the SFA. The Sub-Funds are not authorized or recognized by the MAS and shares in the Sub-Funds are not allowed to be offered to the retail public in Singapore. The prospectus of the Fund is not a prospectus as defined in the SFA. Accordingly, statutory liability under the SFA in relation to the content of prospectuses does not apply. The Sub-Funds may only be promoted exclusively to persons who are sufficiently experienced and sophisticated to understand the risks involved in investing in such schemes, and who satisfy certain other criteria provided under Section 304, Section 305 or any other applicable provision of the SFA and the subsidiary legislation enacted thereunder. You should consider carefully whether the investment is suitable for you. Robeco Singapore Private Limited holds a capital markets services license for fund management issued by the MAS and is subject to certain clientele restrictions under such license.

Additional information for investors with residence or seat in Spain

Robeco Institutional Asset Management B.V., Sucursal en España with identification number W0032687F and having its registered office in Madrid at Calle Serrano 47-14^o, is registered with the Spanish Commercial Registry in Madrid, in volume 19.957, page 190, section 8, sheet M-351927 and with the National Securities Market Commission (CNMV) in the Official Register of branches of European investment services companies, under number 24. The investment funds or SICAV mentioned in this document are regulated by the corresponding authorities of their country of origin and are registered in the Special Registry of the CNMV of Foreign Collective Investment Institutions marketed in Spain.

Additional information for investors with residence or seat in South Africa

Robeco Institutional Asset Management B.V. is registered and regulated by the Financial Sector Conduct Authority in South Africa.

Additional information for investors with residence or seat in Switzerland

The Fund(s) are domiciled in Luxembourg. This document is exclusively distributed in Switzerland to qualified investors as defined in the Swiss Collective Investment Schemes Act (CISA). This material is distributed by Robeco Switzerland Ltd, postal address: Josefstrasse 218, 8005 Zurich. ACOLIN Fund Services AG, postal address: Leutschenbachstrasse 50, 8050 Zürich, acts as the Swiss representative of the Fund(s). UBS Switzerland AG, Bahnhofstrasse 45, 8001 Zurich, postal address: Europastrasse 2, P.O. Box, CH-8152 Opfikon, acts as the Swiss paying agent. The prospectus, the Key Information Documents (PRIIP), the articles of association, the annual and semi-annual reports of the Fund(s), as well as the list of the purchases and sales which the Fund(s) has undertaken during the financial year, may be obtained, on simple request and free of charge, at the office of the Swiss representative ACOLIN Fund Services AG. The prospectuses are also available via the website.

Additional information relating to RobecoSAM-branded funds/services

Robeco Switzerland Ltd, postal address Josefstrasse 218, 8005 Zurich, Switzerland has a license as asset manager of collective assets from the Swiss Financial Market Supervisory Authority FINMA. The RobecoSAM brand is a registered trademark of Robeco Holding B.V. The brand RobecoSAM is used to market services and products which entail Robeco's expertise on Sustainable Investing (SI). The brand RobecoSAM is not to be considered as a separate legal entity.

Additional information for investors with residence or seat in Taiwan

The contents of this document have not been reviewed by any regulatory authority in Hong Kong. If you are in any doubt about any of the contents of this document, you should obtain independent professional advice. This document has been distributed by Robeco Hong Kong Limited ("Robeco"). Robeco is regulated by the Securities and Futures Commission in Hong Kong.

Additional information for investors with residence or seat in Thailand

The Prospectus has not been approved by the Securities and Exchange Commission which takes no responsibility for its contents. No offer to the public to purchase the Shares will be made in Thailand and the Prospectus is intended to be read by the addressee only and must not be passed to, issued to, or shown to the public generally.

Additional information for investors with residence or seat in the United Arab Emirates

Some Funds referred to in this marketing material have been registered with the UAE Securities and Commodities Authority ("the Authority"). Details of all Registered Funds can be found on the Authority's website. The Authority assumes no liability for the accuracy of the information set out in this material/document, nor for the failure of any persons engaged in the investment Fund in performing their duties and responsibilities.

Additional information for investors with residence or seat in the United Kingdom

Robeco is deemed authorized and regulated by the Financial Conduct Authority.

Additional information for investors with residence or seat in Uruguay

The sale of the Fund qualifies as a private placement pursuant to section 2 of Uruguayan law 18,627. The Fund must not be offered or sold to the public in Uruguay, except under circumstances which do not constitute a public offering or distribution under Uruguayan laws and regulations. The Fund is not and will not be registered with the Financial Services Superintendency of the Central Bank of Uruguay. The Fund corresponds to investment funds that are not investment funds regulated by Uruguayan law 16,774 dated 27 September 1996, as amended.