












The difference between our product ranges

		 CONSERVATION	 CLASSIC	 HERITAGE
	GLASS	24mm, 14mm or 4mm double glazed or single glazed	14mm double glazed	4mm Single glazed
	GLAZING BAR	Applied glazing bar (sits on the face of the glass internally & externally)	Through/ solid bar system	Through/ solid bar system
	SECURITY	PAS24	No performance data	No performance data
	ACOUSTICS	33-44dB Rw (dependent on product and glass type)	No performance data	No performance data
	ENERGY	1.3 to 1.6W/m2K (dependant on product and glass type)	1.6 to 2.0W/m2K (dependant on product and glass type)	4.2 to 5.0W/m2K (dependant on product and glass type)
	PROFILES			
		Georgian Ovolo 18mm, 22mm or 28mm	Georgian Ovolo 24mm	Georgian Ovolo 18mm
		Victorian Lambs Tongue 18mm, 22mm or 28mm	Victorian Lambs Tongue 24mm	Victorian Lambs Tongue 18mm
		Contemporary Square 18mm, 22mm or 28mm		Gothic 18mm
				Queen Anne Ovolo 40 mm
	FINISH	Internally Beaded	Putty Glazed	Putty Glazed
	GUARANTEES			
	Timber	30 years	30 years	30 years
	Hardware	10 years	10 years	10 years
	Glazing	10 years	5 years	None
	Paint	10 years	10 years	10 years
	Stain	5 years	None	None