



EASE-IN-SHIELDS™

Protective Loupe Inserts

USE DIRECTIONS

PRODUCT DESCRIPTION

Ease-In-Shields™ inserts are laser and curing light eye protectors designed to accommodate the variation of facial size and morphology as well as the many shapes and sizes of virtually all loupes and eyewear. Ease-In-Shields™ inserts provide vision protection, along with the benefits of fast and hygienic placement and removal without removing the loupes or eyewear from the face.

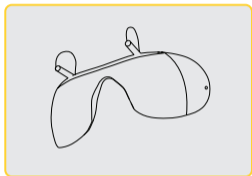
Ease-In-Shields™ Inserts	OD @ Wavelength
Universal Soft Tissue	OD 4+ @ 800-<900 nm, OD 6+ @ 900-<980 nm, OD 7+ @ 980-1064 nm, OD 6+ @ >1064-1080 nm
Universal Hard Tissue	OD 4+ @ 1800-3000 nm, OD 5+ @ 1980-2550 nm, OD 6+ @ 10600 nm
CO ₂ (Gray)	0.3<OD<0.49 @ 520-535 nm, OD 6+ @ 9000-11000 nm
CO ₂ (Clear)	OD 5+ @ 190-390 nm, OD 6+ @ 9000-11000 nm
Dual Wave	OD 5+ @ 800-<900 nm, OD 6+ @ 900-<980 nm, OD 7+ @ >980-1064 nm, OD 6+ @ >1064-1080 nm
TriWave	OD 4+ @ 440-475 nm, OD 2+ @ 655-665 nm, OD 4+ @ 960-995 nm

PRODUCT DESCRIPTION

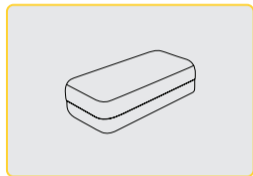
Ease-In-Shields™ Inserts	OD @ Wavelength
Multi-Wave	OD 8+ @ 180-385 nm, OD 4+ @ 795-<840 nm, OD 5+ @ 840-<960 nm, OD 7+ @ 960-1400 nm OD 4+ @ >1400-<3000 nm, OD 6+ @ 10600 nm
Diode Soft Tissue	OD 5+ @ 800-830 nm
Pink Diode Soft Tissue	OD 5+ @ 800-830 nm
Nd:YAG and Er:YAG	OD 6+ @ 1010-1030 nm, OD 7+ @ 1030-1070 nm, OD 6+ @ 1070-1080 nm, OD 4+ @ 1800-3000 nm
Curing Light	OD 5+ @ 400-500 nm



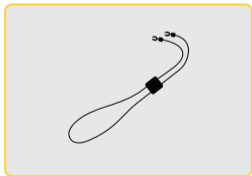
WHAT IS IN THE BOX



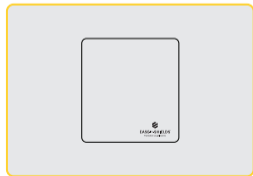
Ease-In-Shields Protective Loupe Insert (x1)



Storage Case (x1)



Adjustable Head Strap (x1)



Microfiber Cloth (x1)

INDICATIONS FOR USE

Use Ease-In-Shields™ inserts to protect eyes from harmful light energy produced during laser and curing light dental and medical procedures.

Contraindications

For patients or users with allergy concerns, refer to product allergen document available at ultradent.com. If allergic reaction is observed, rinse exposed area thoroughly with water and have the patient consult their physician.



WARNINGS AND PRECAUTIONS

- The selection of appropriate protection must be based on both the optical density necessary to reduce the incident laser exposure to a safe level and the ability to withstand the incident laser exposure without failure as indicated by the resistance category. Inappropriate combinations of optical density and resistance category, particularly a high level of optical density in combination with an insufficient high resistance category, should not be used.
- Ease-In-Shields™ inserts are only intended to protect against accidental exposure to a laser radiation. NEVER use laser eye protection to look deliberately into the source of laser radiation. Such viewing may damage the protector and result in serious injury. Accidental exposure to laser radiation may also burn the skin.
- Modification of this product may adversely affect the product's performance.
- This product may affect color perception.
- Ease-In-Shields™ inserts are made only for use with the laser wavelengths marked on the lens.
- All people in the room with the laser must wear wavelength-specific protective eyewear.
- Avoid direct, indirect, or reflected exposure to laser energy.
- Wear Ease-In-Shields™ inserts whenever the laser is being fired.

WARNINGS AND PRECAUTIONS

- Ensure product fits correctly and securely prior to use.
- Always check product for damage prior to use. Any cracked, pitted, or scratched eyewear should be replaced.
- Stop laser or light curing procedure and remove Ease-In-Shields™ inserts if eye discomfort occurs.
- This product is not for protection against mechanical hazards.
- Do not clean Ease-In-Shields™ inserts with abrasive cloths or liquids.
- Do not place Ease-In-Shields™ inserts on loupes not being worn as they can slip off and be damaged.
- Practice caution while placing or removing Ease-In-Shields™ inserts from face.
- For visible luminous transmission (VLT) information, contact Ultradent Customer Service.
- Keep this informational insert with the product. Do not discard.
- Consult healthcare professional for any product related questions.

INSTRUCTIONS FOR USE

Use With Loupes

1. Begin with your loupes or eyewear fully and properly seated on your face.
2. With the Ease-In-Shields™ inserts facing forward, use the “grasping tabs” to gently lower the Ease-In-Shields™ inserts into a comfortable and effective position between your eyewear and your face.
3. Ensure Ease-In-Shields™ inserts sit firmly in the loupes or eyewear and eyes are covered before use.

NOTE: If resistance is met while placing inserts, readjust loupe and insert placement to prevent damage to inserts.



Storage and Disposal

For best protection, store Ease-In-Shields™ inserts in their protective case when not in use.
Dispose of waste according to local rules, guidelines, and regulations.

INSTRUCTIONS FOR USE

Use With Head Strap

1. Place Ease-In-Shields™ inserts over eyes with the strap resting on both ears.
2. Tighten strap as necessary to get a tighter fit around the head.
3. Ensure Ease-In-Shields™ inserts sit firmly in place and eyes are covered before use.

CLEANING DIRECTIONS

If needed, clean with warm, soapy water, rinse thoroughly with clean water, and dry with clean, lint-free cloth. Use cold disinfection techniques as necessary. DO NOT use heat sterilization or abrasive cleaning products as these can damage your lenses.

ONE-YEAR LIMITED WARRANTY

Ultradent Products, Inc. ("Ultradent") warrants that this product (not including accessory components such as, but not limited to, cords, cloths, or cases) shall, for a period of one year from the date of purchase, when operated according to the operating instructions included with the product, (i) conform in all material respects to the specifications set forth in Ultradent's documentation accompanying the product; and (ii) be free from defects in material and workmanship.

This limited warranty is nontransferable and applies solely to the original purchaser and does not extend to subsequent owners of the product. This limited warranty is void if the product fails or is damaged due to negligence, abuse, misuse, accident, modification, tampering, alteration, or failure to follow the applicable instructions for use. For purposes of example only, a product that is dropped and damaged is not covered under this warranty. To qualify under this limited warranty, proof of purchase (e.g., sales receipt or similar documentation) must be submitted to Ultradent along with the defective product.

A defective product meeting the warranty conditions set forth herein will, at Ultradent's sole discretion, either be repaired or replaced. In no event shall Ultradent's liability for the product exceed the purchase price paid by the purchaser. Under no circumstances shall Ultradent be liable for any indirect, incidental, foreseen, unforeseen, special, or consequential damages arising out of or in connection with the use of this product.



We hope you enjoy your new Ease-In-Shields inserts.

Report any serious incident to the manufacturer and the competent authority.

Please call with any questions at 800.552.5512 or visit our website at ultradent.com.

Australian Sponsor:

Ultradent Australia Pty Ltd

22/2 Market Street

Sydney NSW 2000

1800 29 09 29 | www.ultradent.com.au





EASE-IN-SHIELDS™

Protective Loupe Inserts

800.552.5512 | ULTRADENT.COM



Manufactured by Ultradent Products, Inc.
505 West Ultradent Drive (10200 South), South Jordan UT, 84095, USA 1012108
1012282AR01 032724

