

CLO Tracker

In a challenging credit environment, it is critical to monitor risk exposure across your CLO portfolio with market-leading credit views. We are pleased to **introduce the Fitch Ratings web-based CLO Tracker**, which provides an intuitive tool to track the current and historical performance of your CLO holdings and their underlying assets based on Fitch Ratings analysis and trustee reported data.



Global Fitch Coverage

Access to the combined US broadly syndicated loans and EMEA leveraged loan data in one interface, updated weekly



Drill Down Analytics

An interactive user interface that provides insights to portfolio, deal, and asset level metrics



One-of-a-Kind Document Analysis Scoring

Ability to view select Covenant Review Documentation Scores to understand the strength of documentation in the portfolio's underlying assets



Customizable Reporting

Create and save user-specific portfolio filters for convenient reviews and surveillance



Manager Overlap

Compare manager investment behavior based on underlying asset exposure



The data visualization features of this application are what sets it apart from other systems.

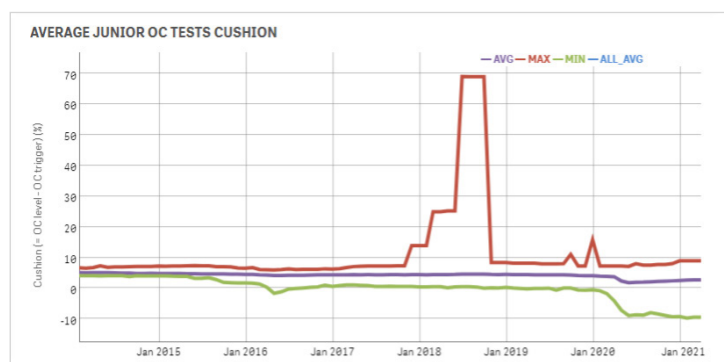
Influential CLO investor



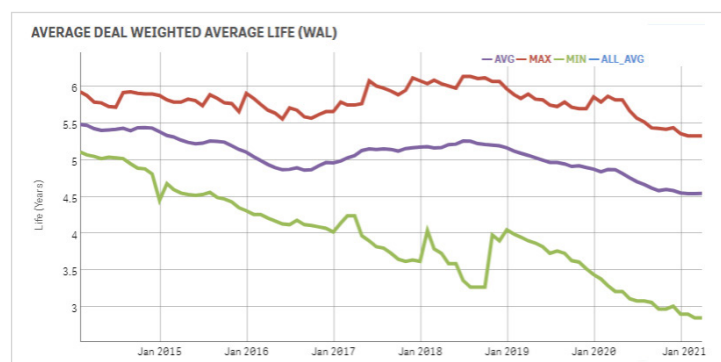
Fitch's tracker is a good addition to our analytical tool suite to capture the overall market coverage.

Major Asian investor

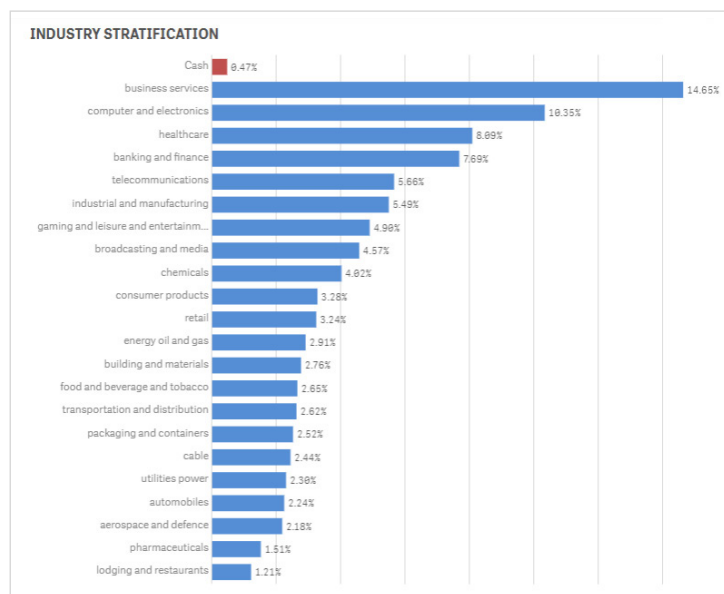
Analyze the par performance indicators for Fitch-rated CLOs



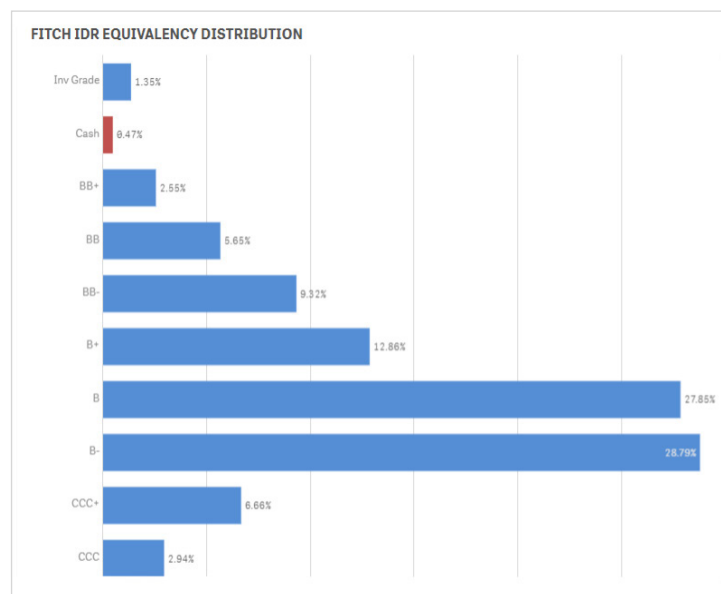
View collateral quality tests



Track portfolio holdings' exposure to industries



Track the ratings distribution for underlying assets



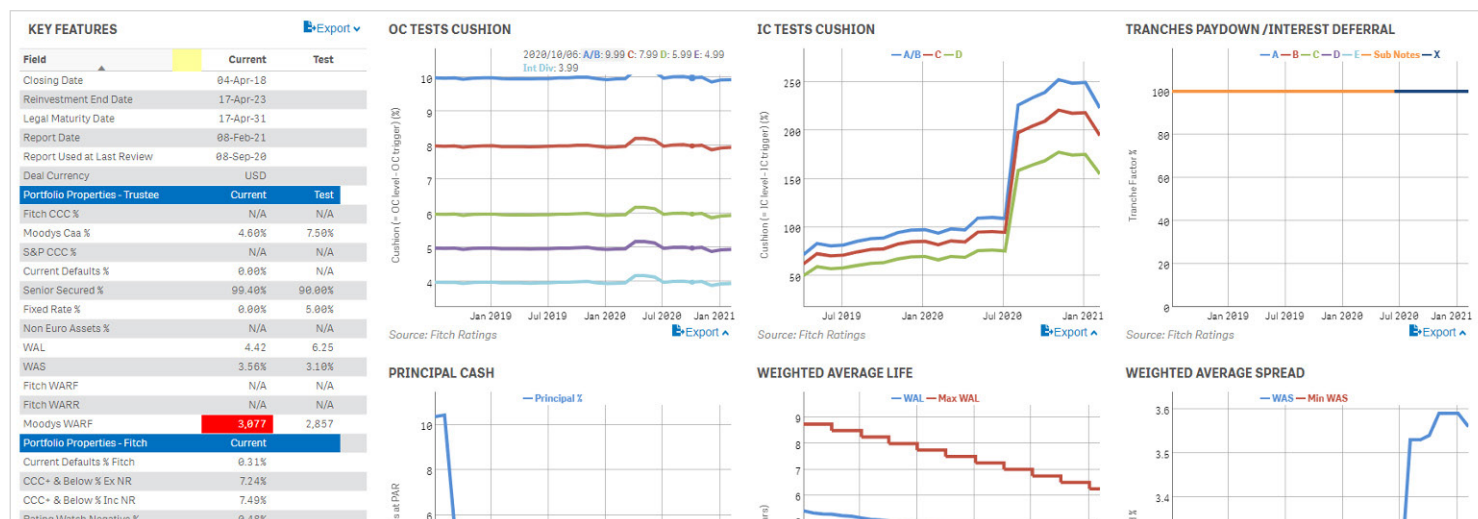
View the underlying holdings of your portfolio and their asset ratings and Documentation Scores

Deal Name	Asset Name	Issuer	Fitch Public Rating/Cre... Opinion*	Fitch IDR Equivalency	**Coven... Review's Composite	Notional
Bain Capital Credit CLO 2017-1, Limited	BCP Renaissance Parent L.L.C. - Term Loan B2	BCP Renaissance Parent L.L.C.	B OutN	B	1-	1,403,804
Bain Capital Credit CLO 2018-1, Limited	BCP Renaissance Parent L.L.C. - Term Loan B2	BCP Renaissance Parent L.L.C.	B OutN	B	1-	1,963,604
Bain Capital Credit CLO 2018-2, Limited	BCP Renaissance Parent L.L.C. - Term Loan B2	BCP Renaissance Parent L.L.C.	B OutN	B	1-	1,601,887
Bain Capital Credit CLO 2019-3, Limited	BCP Renaissance Parent L.L.C. - Term Loan B2	BCP Renaissance Parent L.L.C.	B OutN	B	1-	1,104,308
Madison Park Funding XIV, Ltd.	BCP Renaissance Parent L.L.C. - Term Loan B2	BCP Renaissance Parent L.L.C.	B OutN	B	1-	247,217
Madison Park Funding XXVIII, Ltd.	BCP Renaissance Parent L.L.C. - Term Loan B2	BCP Renaissance Parent L.L.C.	B OutN	B	1-	491,961
Madison Park Funding XXXIII, Ltd.	BCP Renaissance Parent L.L.C. - Term Loan B2	BCP Renaissance Parent L.L.C.	B OutN	B	1-	2,951,765
Madison Park Funding XXXIV, Ltd.	BCP Renaissance Parent L.L.C. - Term Loan B2	BCP Renaissance Parent L.L.C.	B OutN	B	1-	3,198,982
Madison Park Funding XXXV, Ltd.	BCP Renaissance Parent L.L.C. - Term Loan B2	BCP Renaissance Parent L.L.C.	B OutN	B	1-	4,919,609
Madison Park Funding XXXVII, Ltd.	BCP Renaissance Parent L.L.C. - Term Loan B2	BCP Renaissance Parent L.L.C.	B OutN	B	1-	3,935,687
Race Point IX CLO, Limited	BCP Renaissance Parent L.L.C. - Term Loan B2	BCP Renaissance Parent L.L.C.	B OutN	B	1-	1,369,355
Race Point VIII CLO, Limited	BCP Renaissance Parent L.L.C. - Term Loan B2	BCP Renaissance Parent L.L.C.	B OutN	B	1-	1,946,379
AIG CLO 2018-1, Ltd.	BCP Renaissance Parent L.L.C. - Term Loan B	BCP Renaissance Parent L.L.C.	B OutN	B	1-	1,753,034
AIG CLO 2019-2, Ltd.	BCP Renaissance Parent L.L.C. - Term Loan B	BCP Renaissance Parent L.L.C.	B OutN	B	1-	1,973,988
Apex Credit CLO 2017 Ltd. (f/k/a JFIN CLO 2017 Ltd.)	BCP Renaissance Parent L.L.C. - Term Loan B	BCP Renaissance Parent L.L.C.	B OutN	B	1-	1,461,985
Apex Credit CLO 2017-II Ltd.	BCP Renaissance Parent L.L.C. - Term Loan B	BCP Renaissance Parent L.L.C.	B OutN	B	1-	2,308,397
Apex Credit CLO 2018 Ltd.	BCP Renaissance Parent L.L.C. - Term Loan B	BCP Renaissance Parent L.L.C.	B OutN	B	1-	2,077,558
Apidos CLO XII	BCP Renaissance Parent L.L.C. - Term Loan B	BCP Renaissance Parent L.L.C.	B OutN	B	1-	1,667,341

View overlap of issuers by Fitch-rated deal and/or CLO managers

DEAL ISSUER OVERLAP MATRIX - AMOUNT		Alcentra							
Manager 1	Deal 1	Manager 2	Deal 2						
		Jubilee 2013-X	Jubilee 2014-XII	Jubilee 2014-XIV	Jubilee 2016-XVII	Jubilee 2017-XVIII	Jubilee 2018-XX	Jubilee 2018-XXI	Jubilee 2019-XXIII
Alcentra	Jubilee 2013-X	100%	90%	58%	80%	88%	86%	81%	72%
	Jubilee 2014-XII	85%	100%	54%	90%	88%	88%	80%	69%
	Jubilee 2014-XIV	90%	94%	100%	84%	82%	83%	75%	60%
	Jubilee 2016-XVII	86%	92%	52%	100%	89%	89%	83%	70%
	Jubilee 2017-XVIII	85%	89%	52%	92%	100%	90%	86%	74%
	Jubilee 2018-XX	81%	87%	50%	87%	88%	100%	92%	67%
	Jubilee 2018-XXI	81%	83%	45%	84%	87%	88%	100%	72%
	Jubilee 2019-XXIII	82%	85%	41%	83%	90%	81%	83%	100%
Ares	Ares Eur X	51%	58%	33%	54%	56%	59%	60%	51%
	Ares Eur XI	53%	57%	27%	53%	54%	55%	59%	54%
	Ares Eur XII	51%	57%	27%	52%	52%	55%	56%	55%
	Ares Eur XIII	50%	56%	29%	51%	54%	55%	57%	56%

View deal performance and key features



CLO Tracker helps you answer the following questions

- What level of Rating Loss Rate (RLR) cushion is in my CLO note?*
- Which deals and underlying assets have a negative vs. positive outlook?
- Do the managers I invest with buy similar assets?
- Was a CLO manager an active trader during the pandemic?
- How big is my exposure to a particular sector (e.g. retail)?
- Is the deal performing in line with expectations?
- How is the deal performing compared to deals of the same vintage?
- What is the largest issuer/obligor in a given sector/industry (e.g. healthcare)?
- How does the credit quality of an asset manager's deals compare to the universe average?
- What is my deal's or portfolio's CCC exposure?
- What is Fitch's rating for an asset/issuer, and what research is available to provide more insight into the rating?

*Rating Loss Rate (RLR) is Fitch Ratings' credit cushion measure

FitchConnect

Content Delivery

An innovative, robust, and comprehensive credit analytics and macro intelligence platform designed to service the individual data consumption models of credit risk professionals, investment managers, strategists, and economists.



Web

A powerful and intuitive desktop interface that delivers the comprehensive suite of Fitch Ratings and Fitch Solutions proprietary content along with advanced analytical tools and functionality that includes custom views, search and discovery, portfolio, benchmarking, league tables, and alerts.



Excel Add-In

Access the full Fitch Connect data set using a Microsoft Excel interface. Leverage pre-built templates developed by Fitch Solutions for single entity tear sheets, peer and summary analysis for banks and sovereigns. Customize and save templates to generate and populate internal financial risk analysis models.



API

Using the Application Programmable Interface (API) clients gain on-demand access to Fitch Solutions data that can easily be integrated by them into their own proprietary or third-party off-the-shelf workflow systems.



Feeds

The Feeds channel delivers flat, delimited files for ingestion in the client's internal database environment. Flexible file structures, multiple file formats, and a user-defined delivery schedule facilitate ease of data feed setup and use.

Client Services

A dedicated team of client service professionals based in New York, London, Hong Kong, Singapore, and Tokyo provide 'follow the sun' support.

emeaclientservices@fitchsolutions.com

usaclientservices@fitchsolutions.com

asiaclient.services@fitchsolutions.com

Learn More

Fitch Connect subscribers with access to Fitch Ratings Structured Finance Credit Research can access the CLO Tracker at <https://app.fitchconnect.com/clo-tracker>.

To learn more about how Fitch Ratings Credit Research, Structured Credit, and the CLO Tracker can help you monitor risks across your portfolio, please contact your account manager or email marketing@fitchsolutions.com.

About Fitch Solutions

Fitch Solutions provides credit and macro intelligence solutions helping clients to excel at managing their credit risk, gain deeper insights into the debt and fixed income markets, and get comprehensive intelligence about the macroeconomic environment.

Our solutions, powered by Fitch Connect, are built on our history of credit, macro, and industry expertise to help you make more informed business decisions.