



Create the look

# VANILLA MELT

Created by @brianacisneros

# VANILLA MELT

CREATE THE LOOK



Before

## 01.

### Pre-lighten Ends

Blondor

**A:** 30g Soft Blonde Cream + 60g 6%

The roots will lift quicker than the ends, so apply formula **A** to lengths and ends first, leave 3 cm of root. Develop until pale yellow.




## 02.

### Pre-lighten Roots

Blondor

**A:** 30g Soft Blonde Cream + 60g 6%

Apply formula **A** to roots and develop until all the hair is palest yellow. Rinse, shampoo and use Blondor Seal & Care for 5 minutes.



## 02.

### Blonde Toning - Roots

Color Touch

**B:** 30g 10/1 + 30g 10/6 + 120g 1.9%

Apply formula **B** to the first 5 cm of pre shampooed towel dried hair.



## 03.

### Blonde Toning - Lengths & Ends

Color Touch



**B:** 10g 10/1 + 10g 10/6 + 40g 1.9%

**C:** 20g 10/0 + 20g 9/16 + 80g 1.9%



Alternate formulas **B** & **C** through lengths and ends.

Blend roots into ends.



Hair care routine  
**BLONDE RECHARGE & ULTIMATE REPAIR**

