







NO.1
SALON HAIR
BRAND
IN THE UK*

SMOOTH & SHINE

Anti-frizz, faster blow-drys
Lasts up to 12 week
No after care restrictions

*According to Kline's Salon Hair Care Global Series (data for the full calendar year 2024, published in May 2025), with rankings based on product value sales in local GBP currency.

THE OPPORTUNITY

	PROBLEM	SOLUTION	TIME BENEFIT
<p>ULTIMATE SMOOTH GLASS LIQUID LAYER</p>	<p>Dull hair can also look like unhealthy hair after daily wear and tear.</p>	<p>Glass liquid layer is an instant treatment to add shine and smoothness to the hair that can last until the next wash.</p>	<p>0 MIN</p> <p>This instant treatment saves time in the salon and can generate more revenue to the stylist's column not to mention ultra shiny hair.</p> 
<p>PRODUCT RANGE GLAZE & SEAL</p>	<p>Hair can appear dull, rough, and lacking shine between colour or smoothing appointments.</p>	<p>Glaze & Seal applies Shinefinity 00/00 as a crystal-clear glaze to smooth and seal the hair's surface. This restores light reflection, enhances softness, and does so without any lift or damage.</p>	<p>10 MIN</p> <p>In just 10 minutes, you'll have intense shine and a long-lasting glazed finish, completed with Ultimate Smooth Miracle Oil Serum or System Professional LuxeOil for that glass-like result.</p> 
<p>SYSTEM PROFESSIONAL LUXEOIL HAIR LAMINATION</p>	<p>Hair that lacks shine, is frizzy and is hard to control .</p>	<p>With an intense blend of keratin oils that deliver hair that is 3x smoother and that will allow clients to enjoy up to 3 weeks of hair smoothness.</p>	<p>30 MIN</p> <p>If your client has time to relax, this treatment can take up to 30 minutes to give the client time to relax while delivering smoother hair.</p> 
<p>PRO+ SMOOTHFILLER</p>	<p>Frizzy, unruly hair that lacks smoothness and shine.</p>	<p>SmoothFiller fixes it in just 2 hours. One simple in-salon service smooths, fills, and restructures hair for instant control, softness, and shine. Hair dries faster, styles easier, and looks better from the very first blow dry. Effective across multiple hair types and textures, with natural movement uncompromised and no visible grow out.</p>	<p>2 HRS</p> <p>In just 2 hours, results last up to 12 weeks, with no aftercare restrictions. For anyone who wants smoother, faster, better hair—without committing to a permanent straightening service.</p> 



ULTIMATE SMOOTH GLASS LIQUID LAYER

STEP 1/ CONSULTATION

- 3 Step Consultation.
- Determine clients care and/or coloring requirements.

STEP 2/ SHAMPOO & TREAT

- Use Ultimate Smooth shampoo and conditioner or mask – depending on hair type.

STEP 3/ APPLY GLASS LIQUID LAYER

- To towel dried hair, apply Glass Liquid Layer section by section by spraying 2 – 3 sprays at a distance of 15 cm along each section.
- Comb through. Leave in.

STEP 4/ BLOW-DRY

- Blow-dry and style the hair as desired using medium to high heat and speed.

STEP 5/ FINISH

- Optional: Apply 1 – 3 pumps of Miracle Oil Serum to ends of the hair if required to finish.



PRODUCT RANGE GLAZE & SEAL

STEP 1/

- Mix 00/00 Shinfinity with Shinfinity Bottle Activator.

STEP 2/

- Apply to pre shampooed hair using a bottle.

STEP 3/

- Develop for 10 Minutes.

STEP 4/

- Rinse and condition with Ultimate Smooth.

STEP 5/

- Apply Ultimate Smooth Miracle Oil.
- Blow dry and style.



SYSTEM PROFESSIONAL LUXEOIL HAIR LAMINATION

STEP 1/

- Shampoo the hair using LuxeOil Shampoo and the System Professional relaxing massage technique.
- Towel dry to remove maximum humidity.

STEP 2/

- Apply LuxeOil emulsion all over and detangle.

STEP 3/

- Layer with a mixology of LuxeOil Keratin Protect Intense Mask and LuxeOil Elixir.
- Apply from mid length to ends.
- Massage in using the Amoa massage techniques.

STEP 4/

- Leave under heat for 10 minutes then rinse.

STEP 5/

- Style using a layer of LuxeOil Elixir and LuxeOil Leave-in Cream



PRO+ SMOOTHFILLER

STEP 1/ PREPARATION

- Shampoo the hair. Do not use conditioner.
- Pre-dry until 80% dry.

STEP 2/ APPLICATION & DEVELOPMENT

- Apply the product, stay 0.5 cm off scalp. Develop for 20 min.
- Emulsify and rinse.

STEP 3/ THERMAL ACTIVATION

- Blow dry until 100% dry.
- Straighten the hair in small sections, repeat 6-12 passes per section.
- After thermal activation, Smoothfiller service is ready.

HEAT

HAIR	FINE	MEDIUM	COARSE OR RESISTANT
Virgin or resistant	180°C	180-210°C	230°C
Coloured & sensitised	180°C	180-210°C	210-230°C
Extremely sensitised	N/A	N/A	180-210°C

