





mammoth tents

pioneers in mobile climate rooms

original manufacturer - designed in holland

Lite | Classic | Pro | Elite | Elite HC
Dual | Propagator | Dryer
Accessories



mammothtents.nl

mammoth tents



pioneers in mobile climate rooms

original manufacturer - designed in holland



Mammoth Lite

Offers the price conscious customer a wide range of sizes

- Light proof design
- Quick and easy assembly
- Material is washable inside and outside



Mammoth Classic

A high quality mobile room for a mid range price

- Light proof design
- Quick and easy assembly
- Strong frame with 0.63" steel poles and high quality corners and connectors
- Available in a wide range of sizes
- Big doors offer easy access
- Multiple inlets and outlets for flexible installation

Mammoth Pro

Top product for the professional customer

- Light proof design
- Quick and easy assembling
- New designed strong frame with 0.75" steel poles and high quality corners and connectors
- Available in a wide range of sizes
- Big doors offer easy access
- Multiple inlets and outlets for flexible installation



Mammoth Elite and Elite HC (High Cube)

The ultimate in quality for the professional customer

- Available in 2 heights: 7.0ft and 7.9ft (HC)
- Newly designed heavy duty frame (1" steel poles), strong self locking corners, connectors and 600D mylar
- 100% water proof floor that can be used as a water tray
- Light proof design
- Modular system
- Wide range of sizes, including the biggest mobile room on the market: The Elite HC 900L



Mammoth Lite	Dimensions LxBxH (ft)
Lite Micro	1.3x1.3x2.6
Lite 60	2.0x2.0x4.6
Lite 80	2.6x2.6x5.3
Lite 90	3.0x3.0x5.3
Lite 100	3.3x3.3x5.9
Lite 120	3.9x3.9x6.6
Lite 150	4.9x4.9x6.6
Lite 240L	7.9x3.9x6.6

Mammoth Classic	Dimensions LxBxH (ft)
Classic Micro	1.3x1.3x2.6
Classic 60	2.0x2.0x4.6
Classic 80	2.6x2.6x5.3
Classic 90	3.0x3.0x5.3
Classic 100	3.3x3.3x5.9
Classic 120	3.9x3.9x6.6
Classic 150	4.9x4.9x6.6
Classic 200	6.6x6.6x6.6
Classic 240	7.9x7.9x6.6
Classic 240L	7.9x3.9x6.6

Mammoth Pro	Dimensions LxBxH (ft)
Pro Micro	1.3x1.3x2.6
Pro 40	1.3x1.3x3.9
Pro 60	2.0x2.0x5.3
Pro 80	2.6x2.6x5.3
Pro 90	3.0x3.0x5.9
Pro 100	3.3x3.3x6.6
Pro 120	3.9x3.9x6.6
Pro 150	4.9x4.9x6.6
Pro 200	6.6x6.6x6.6
Pro 240	7.9x7.9x6.6
Pro 300	9.8x9.8x6.6
Pro 120L	3.9x2.0x5.3
Pro 240L	7.9x3.9x6.6
Pro 300L	9.8x4.9x6.6

Mammoth Elite	Dimensions LxBxH (ft)
Elite Micro	2.0x1.5x2.0
Elite 120	3.9x3.9x7.0
Elite 150	4.9x4.9x7.0
Elite 240L	3.9x7.9x7.0
Elite 240	7.9x7.9x7.0
Elite 300L	4.9x9.8x7.0
Elite 300	9.8x9.8x7.0
Elite 360S	7.9x11.8x7.0
Elite 480L	7.9x15.8x7.0
Elite 600L	9.8x19.7x7.0

Mammoth Elite HC (High Cube)	Dimensions LxBxH (ft)
Elite HC Micro	2.0x1.5x2.5
Elite HC 120	3.9x3.9x7.9
Elite HC 150	4.9x4.9x7.9
Elite HC 240L	3.9x7.9x7.9
Elite HC 240	7.9x7.9x7.9
Elite HC 300L	4.9x9.8x7.9
Elite HC 300	9.8x9.8x7.9
Elite HC 360S	7.9x11.8x7.9
Elite HC 480L	7.9x15.8x7.9
Elite HC 600L	9.8x19.7x7.9
Elite HC 900L	14.8x29.5x7.9

Mammoth Dual	Dimensions LxBxH (ft)
Dual 90	3.0x3.0x6.9
Dual 120	3.9x3.9x6.9

Mammoth Propagator	Dimensions LxBxH (ft)
Propagator 90	3.0x2.0x2.0
Propagator 125 (incl. steel frame)	3.9x2.0x4.0

Mammoth Dryer	Dimensions LxBxH (ft)
Dryer 90	3.0x3.0x5.9

Mammoth Accessories	Measurements
Thermo / Hygrometer	3.34" x 0.79" x 5.8"
Dry 45	Ø18"
Dry 80	Ø27"
Web 60-100	2ft² to 3½ ft²
Web 120-150	4ft² to 5ft²
Strap (2/pack)	Adjustable to 2ft
Adjust (2/pack)	Adjustable to 4ft
Hold (4/pack)	Adjustable to 5ft
Hook 16mm (5/pack)	Ø0.63"
Hook 23mm (5/pack)	Ø0.91"
Hook 25.4mm (5/pack)	Ø1.0"
Divider Elite 480L	-
Divider Elite 600L	-
Divider Elite HC 480L	-
Divider Elite HC 600L	-
Divider Elite HC 900L	-




mammothtents.nl

Also available in
the mammoth range...


Accessories

Mammoth Dry & Web, plus much more!



Thermo/Hygrometer

Large display.



mammothtents.nl

Contact us for your preferred distributor:

Email: info@mammothtents.nl