


Now in Stock!

ARIES 640W

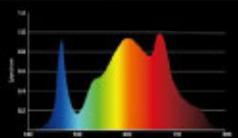
FIXTURE SPECIFICATIONS

Light Source: Samsung LEDs
PPF: 1,792 $\mu\text{Mol/s}$
Fixture Efficacy (100% - 50% power): 2.8-3.0 $\mu\text{Mol/J}$
Input power: 640W
Input voltage: Options up to 480V
Fixture dimensions: 33L x 34W x 4.25H in
Weight: 34 lbs
Thermal management: Passive
BTUs/ hour: 2,183
Dimming: 10%
Lens angle: 100°
CRI: 92
Control interface: Wall-mounted OLED panel
L90: 50,000 hours
Power supply rating: 100,000 hours
Certifications: IP67
Communication protocol: RS485, 0-10V w/Converter, or Ethernet w/Converter
Mounting: Universal Hanging

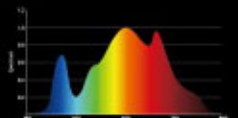


Central Control

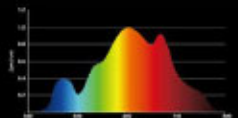
- Daisy chain up to 100 fixtures per controller (or more with signal repeaters)
- Automate lighting schedules, brightness, and choose from three spectrums
- Wall-mounting bracket included
- Compact size : 9" x 6.7" x 1.68"
- Standard 110 volt outlet plug
- Input power : 10 Watts



Spring



Summer



Autumn