



motorola

# QUICK START GUIDE

UK EN

For a full explanation of all features and instructions, please refer to the User's Guide.

## 1. Setting up your Digital Video Baby Monitor

### MODELS:

MBP662CONNECT

MBP662CONNECT-2

MBP662CONNECT-3

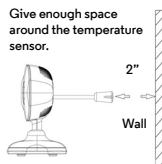
MBP662CONNECT-4

### A. Baby unit power supply.

Power adapter plug

Slide to the ON position to switch ON the Camera.

Give enough space around the temperature sensor.



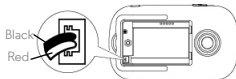
- Connect the power adapter to a mains power socket and insert the plug into the micro USB socket on the back of the Baby Unit.
- Slide the ON/OFF switch to the ON position. The power indicator LED will light up in green.



### WARNING:

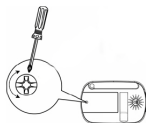
Strangulation Hazard:  
Children have  
STRANGLERD in cords.  
Keep this cord out of the  
reach of children (more  
than 1m (3ft) away).  
Never use extension  
cords with AC Adapters.  
Only use the AC Adapters  
provided.

### B. Install battery pack for the Parent Unit.



- Insert the wire tabs of the rechargeable battery pack into the contact slots.
- Fit the battery pack into the compartment.

### C. Fasten Cover for the Parent Unit.








- Place the battery cover over the compartment and gently tighten the screw in a clockwise direction using a small cross-head or flat-head screwdriver.

### D. Parent Unit Power Supply.



- Connect the small plug of the Power Adapter to the Parent Unit and the other end to a mains power socket. Only use the enclosed adapter (5V DC/ 600mA).

## 2. Basic operation of the keys

| Parent Unit   |   |   |
|---|---|---|
|  | Power On-Off button                                 | Press and hold to turn the Unit ON or OFF.                                  |
|  | Scroll Up/Volume + and Scroll Down/Volume - buttons | In monitor mode, press to increase/decrease speaker volume.                 |
|  | Talk/OK button                                      | Press and hold to speak to your baby.<br>Press to confirm a selection.      |
|  | Scroll Right/Switch Camera button                   | Press to switch between Camera Units (if paired with more than one Camera). |
|  | Scroll Left/Video On-Off button                     | In monitor mode, press to turn the display ON or OFF.                       |

## 3. Setting up the Camera Unit for Wi-Fi<sup>®</sup> Internet Viewing

### A. Install Hubble for Motorola Monitors App.



Download the Hubble for Motorola Monitors App from the App Store for iOS devices or from the Google Play<sup>™</sup> Store for Android<sup>™</sup> devices.

## B. View on Compatible Smartphones, Tablets and Computers.



1. Open the Hubble for Motorola Monitors app on your compatible smartphone or tablet.
2. Follow the in-app instructions to create your Hubble account and connect to your Wi-Fi<sup>®</sup> Camera.
3. Log in to your account on your compatible smartphone, tablet or via <https://app.hubbleconnected.com/#login> on your PC to access your live camera stream.

### Please take note of the following minimum system requirements:

*Smartphones/Tablets: iOS 7, Android™ 4.2*

*PC (only for viewing – NOT setup): Windows<sup>®</sup> 7, Mac OS<sup>®</sup> 10.7, Chrome™ 24, Internet Explorer<sup>®</sup> 9, Safari<sup>®</sup> 6, Firefox<sup>®</sup> 18, Adobe<sup>®</sup> Flash<sup>®</sup> 15, Java™ 7*

### **Wi-Fi<sup>®</sup> requirements:**

*At least 0.6 Mbps upload bandwidth per camera. Test your Internet speed at:*

*<http://www.speedtest.net/>*

---

## 4. General Information

If your product is not working properly, read this Quick Start Guide or the User's Guide of one of the models listed on page 1.

Contact Customer Service:

**+44 (0) 844 557 0890 (UK only) +44 (0) 8187 62092 (ROI)**

### **Consumer Products and Accessories Limited Warranty ("Warranty")**

Thank you for purchasing this Motorola branded product manufactured under license by Binatone Electronics International LTD ("BINATONE").

#### **What Does this Warranty Cover?**

Subject to the exclusions contained below, BINATONE warrants that this Motorola branded product ("Product") or certified accessory ("Accessory") sold for use with this product that it manufactured to be free from defects in materials and workmanship under normal consumer usage for the period outlined below. This Warranty is your exclusive warranty and is not transferable.

#### **Who is covered?**

This Warranty extends only to the first consumer purchaser, and is not transferable.

#### **What will BINATONE do?**

BINATONE or its authorised distributor at its option and within a commercially reasonable time, will at no charge repair or replace any Products or Accessories that does not conform to this Warranty. We may use functionally equivalent reconditioned/ refurbished/ pre-owned or new Products, Accessories or parts.

---

### **What Other Limitations Are There?**

ANY IMPLIED WARRANTIES, INCLUDING WITHOUT LIMITATION THE IMPLIED WARRANTIES OF MERCHANTABILITY AND FITNESS FOR A PARTICULAR PURPOSE, SHALL BE LIMITED TO THE DURATION OF THIS LIMITED WARRANTY, OTHERWISE THE REPAIR OR REPLACEMENT PROVIDED UNDER THIS EXPRESS LIMITED WARRANTY IS THE EXCLUSIVE REMEDY OF THE CONSUMER, AND IS PROVIDED IN LIEU OF ALL OTHER WARRANTIES, EXPRESS OR IMPLIED. IN NO EVENT SHALL MOTOROLA OR BINATONE BE LIABLE, WHETHER IN CONTRACT OR TORT (INCLUDING NEGLIGENCE) FOR DAMAGES IN EXCESS OF THE PURCHASE PRICE OF THE PRODUCT OR ACCESSORY, OR FOR ANY INDIRECT, INCIDENTAL, SPECIAL OR CONSEQUENTIAL DAMAGES OF ANY KIND, OR LOSS OF REVENUE OR PROFITS, LOSS OF BUSINESS, LOSS OF INFORMATION OR OTHER FINANCIAL LOSS ARISING OUT OF OR IN CONNECTION WITH THE ABILITY OR INABILITY TO USE THE PRODUCTS OR ACCESSORIES TO THE FULL EXTENT THESE DAMAGES MAY BE DISCLAIMED BY LAW.

Some jurisdictions do not allow the limitation or exclusion of incidental or consequential damages, or limitation on the length of an implied warranty, so the above limitations or exclusions may not apply to you. This Warranty gives you specific legal rights, and you may also have other rights that vary from one jurisdiction to another.

| Products Covered  | Length of Coverage   |
|---|--|
| Consumer Products   | <b>One (1) year</b> from the date of the products original purchase by the first consumer purchaser of the product.              |
| Consumer Accessories  | <b>Ninety (90) days</b> from the date of the accessories original purchase by the first consumer purchaser of the product.       |
| Consumer Products and Accessories that are Repaired or Replaced | <b>The balance of the original warranty or for Ninety (90) days</b> from the date returned to the consumer, whichever is longer. |

## Exclusions

**Normal Wear and Tear.** Periodic maintenance, repair and replacement of parts due to normal wear and tear are excluded from coverage.

**Batteries.** Only batteries whose fully charged capacity falls below 80% of their rated capacity and batteries that leak are covered by this Warranty.

**Abuse & Misuse.** Defects or damage that result from: (a) improper operation, storage, misuse or abuse, accident or neglect, such as physical damage (cracks, scratches, etc.) to the surface of the product resulting from misuse; (b) contact with liquid, water, rain, extreme humidity or heavy perspiration, sand, dirt or the like, extreme heat, or food; (c) use of the Products or Accessories for commercial purposes or subjecting the Product or Accessory to abnormal usage or conditions; or (d) other acts which are not the fault of MOTOROLA or BINATONE, are excluded from coverage.

**Use of Non-Motorola branded Products and Accessories.** Defects or damage that result from the use of Non-Motorola branded or certified Products or Accessories or other peripheral equipment are excluded from coverage.

**Unauthorised Service or Modification.** Defects or damages resulting from service, testing, adjustment, installation, maintenance, alteration, or modification in any way by someone other than MOTOROLA, BINATONE or its authorised service centres, are excluded from coverage.

**Altered Products.** Products or Accessories with (a) serial numbers or date tags that have been removed, altered or obliterated; (b) broken seals or that show evidence of tampering; (c) mismatched board serial numbers; or (d) nonconforming or non-Motorola branded housings, or parts, are excluded from coverage.

**Communication Services.** Defects, damages, or the failure of Products or Accessories due to any communication service or signal you may subscribe to or use with the Products or Accessories is excluded from coverage.

### **How to Obtain Warranty Service or Other Information?**

To obtain service or information, please call:

**+44 (0) 844 557 0890 (UK only) +44 (0) 8187 62092 (ROI)**

You will receive instructions on how to ship the Products or Accessories at your expense and risk, to a BINATONE Authorised Repair Centre. To obtain service, you must include: (a) the Product or Accessory; (b) the original proof of purchase (receipt) which includes the date, place and seller of the Product; (c) if a warranty card was included in your box, a completed warranty card showing the serial number of the Product; (d) a written description of the problem; and, most importantly; (e) your address and telephone number.

These terms and conditions constitute the complete warranty agreement between you and BINATONE regarding the Products or Accessories purchased by you, and supersede any prior agreement or representations, including representations made in any literature publications or

promotional materials issued by BINATONE or representations made by any agent, employee or staff of BINATONE, that may have been made in connection with the said purchase.

## CE DECLARATION

This product is in compliance with the essential requirements and other relevant provisions of the R&TTE directive 1999/5/EC.

Download User Guide from website: [www.motorolahome.com](http://www.motorolahome.com)



motorola

Manufactured, distributed or sold by Binatone Electronics International LTD., official licensee for this product. MOTOROLA and the Stylised M logo are trademarks or registered trademarks of Motorola Trademark Holdings, LLC. and are used under license. Apple logo and Safari are trademarks of Apple Inc., registered in the U.S. and other countries. App Store is a service mark of Apple Inc. Google Play, Android, and Chrome are trademarks of Google Inc. Wi-Fi is a trademark of the Wi-Fi Alliance. Internet Explorer and Windows are trademarks of the Microsoft group of companies. Firefox is a registered trademark of the Mozilla Foundation. Adobe and Flash are either registered trademarks or trademarks of Adobe Systems Incorporated. Java is a registered trademark of Oracle and/or its affiliates. All other trademarks are the property of their respective owners. © 2015 Motorola Mobility LLC. All rights reserved.

