

3-IN-1 AUTO EMERGENCY POWER TOOL

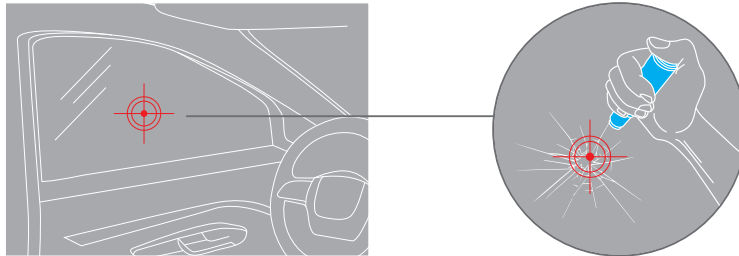
EMERGENCY TOOL + USB CAR CHARGER + POWER BANK



1

EMERGENCY CAR WINDOW BREAKER

To use: hold the tool firmly and hit the window with the sharp tip.

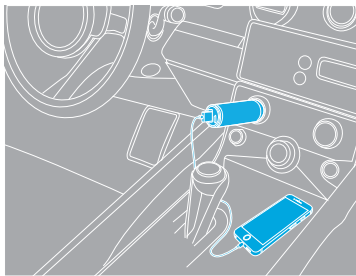


2

USB CAR CHARGER

To use: plug 3-IN-1 Auto Emergency Power Tool into your car's 12V power socket then plug your mobile device into the USB port.

With built-in over-charging protection, charging automatically stops when the device battery is full to prevent damage to either the charger or connected devices.



3

POWER BANK

To charge: plug your mobile device into the USB port

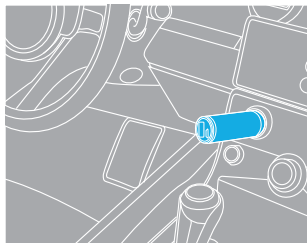


Specifications:

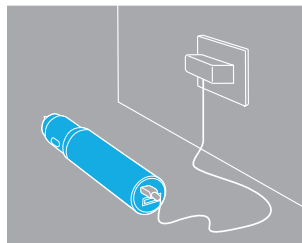
Nominal Voltage: 3.6V
 Typical Capacity: Up to 2500mAh, 9Wh
 Dimension: 23mm x 127mm

TO CHARGE 3-IN-1 AUTO EMERGENCY POWER TOOL


Plug into 12V power socket



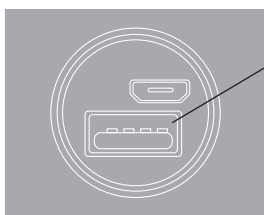
Plug into wall outlet



Plug into computer



* Home AC (Wall) adapter not included



LED CHARGER INDICATOR LIGHT

● Solid - Fully Charged

⚡ Flashing - Charging

info@winplususa.com | www.winplus.com

WINPLUS®

North America | Tel: 866-294-9244
 820 South Wanamaker Ave., Ontario, CA 91761, USA
 © 2017 Winplus North America Inc. All rights reserved.