

/// CODE 3®

EMERGENCY SYSTEMS PRODUCT GUIDE



2018

CODE 3 | EMERGENCY SYSTEMS PRODUCT GUIDE | 2018

///CODE 3®

INTRODUCING THE NEW

code3esg.com

SLEEK. INTUITIVE. COMPREHENSIVE.



VEHICLE-SPECIFIC
RECOMMENDATIONS

IMPROVED
PRODUCT LISTINGS

BRAND NEW
RESOURCE SECTION



FOR THOSE WHO PROTECT & SERVE

At CODE 3, we strive to make law enforcement, confident in our products. We do that by holding ourselves to a higher standard.



MADE TO YOUR SPECIFIC NEEDS

SWAT

- MR6**
Low-Profile, Multipurpose Light
- M180 LIGHT**
The Ultimate Combination Light
- MEGA THIN™**
Versatile, Ultra-thin Exterior Light
- MR6 BRACKETS**
- MEGA THIN BRACKETS**

VIEW ALL TAHOE PRODUCTS



BEST SELLING
M180 EXTERIOR LIGHTING



PURSUIT™ LIGHTBAR
THE NEXT GENERATION OF OPTICS TECHNOLOGY MEETS SPECTACULAR INDUSTRIAL DESIGN



PREMIUM CHOICE
CITADEL LIGHTING SERIES

NEXT STEPS

What can Code 3 do for you?

I NEED A QUOTE

BECOME A DISTRIBUTOR

FIND A DISTRIBUTOR

PRODUCT
RECOMMENDATIONS

MODEL-SPECIFIC
SELECTION



Code 3® engineers and manufactures a complete line of vehicle lighting and siren systems used by police and fire professionals. In business since 1974, Code 3's primary goal is to design products that enhance the safety of our customers, including law enforcement officers, firemen, and emergency medical technician (EMT) personnel.

Based in St. Louis, Missouri, Code 3 has over 69,000 square feet of manufacturing and office space. Every employee is dedicated to finding solutions for the varying needs of their customers. Our International Organization for Standardization (ISO) ISO 9001-certified St. Louis facility uses Lean Six Sigma manufacturing processes and houses a world-class testing facility. Code 3 distributes products to over 70 countries through a network of distributors serving the public safety market worldwide.

Code 3 has a long and proud history of providing innovative products, from the first two-level lightbar MX 7000® and the first integrated directional lighting system, ArrowStik®, to today's Defender® with QuadCore™ technology and the Pursuit™ lightbar, the first LED lightbar on the market with two levels of lighting in a single level height profile.

Adding to our history of innovation is our dedication to providing reliable and cost effective products. Our variety of speakers and sirens are just some of the examples of this dedication. We are grateful for the opportunity to earn your business and look forward to hearing your feedback and suggestions. Visit our website, Facebook, Instagram, LinkedIn, Twitter, or YouTube pages for up-to-date product information.

CERTIFICATIONS

Code 3 emergency products meet and exceed the industry certifications and standards. For a list of certification definitions, please visit www.code3esg.com/us/en/resources.

LIGHTING	GENERAL		CAMERA	SIRENS
SAE Class I, J595, J845	CE	AMECA	RoHS	J1849
California Title 13	R10	RCM	FCC	
R65, KKK, AMD	UL	IP	RCM	

GM and the GM Logo; Chevrolet and their respective logos, emblems, slogans and vehicle model names and body designs; and other marks such as GM Fleet and Commercial are trademarks and/or service marks of General Motors, its subsidiaries, affiliates or licensors. Chrysler Group LLC, including each of Chrysler Group LLC's primary brands (Chrysler, Dodge, Jeep®, Ram, and Mopar), its model name plates, and its corporate logos and emblems are registered trademarks. Ford and its respective logos, emblems, slogans and vehicle model names and body designs are registered trademarks of Motor Company. BMW® is registered trademarks of BMW of North America, LLC. Harley-Davidson® and Harley® are registered trademarks of Harley-Davidson, Inc. Opticom™ is a registered trademark with GTT - Global Traffic Technologies.

Patents see www.esg-ip.com

Designed and manufactured by Code 3, Inc. in St. Louis, Missouri, USA.

© 2018, Code 3, Inc. All rights reserved. U.S. Patent Nos. 7,153,015 & 7,300,175

CONNECT WITH US



CONTENTS



MOTORCYCLES
6



LIGHTBARS
10




WARNING LIGHTS
20



INTERIOR LIGHTING
26



EXTERIOR LIGHTING
40



COMPARTMENT LIGHTING
56



AREA LIGHTING
60



SIRENS, SPEAKERS & SYSTEMS
66

TERMINOLOGY GUIDE

V

VOLTS

A

AMPS

FP

FLASH PATTERN

W

WATTS

L

LUMENS



NO-HASSLE WARRANTY

- SINGLE-COLOR** | only one illumination color shows
- SPLIT-COLOR** | two illumination colors show individually or simultaneously
- DUAL-COLOR** | two illumination colors show individually (previously multicolor)
- TRI-COLOR** | three illumination colors show individually

///CODE 3.

///CODE 3

MAX VISIBILITY FOR YOUR MOTORCYCLE

Your officers face many risks—riding shouldn't be one of them. Make sure your motorcycle units are fully protected and visible with Code 3's lights, sirens and speakers, available for BMW and Harley-Davidson bikes.



CODE 3

Complete Emergency System accessories
and replacement parts available at
www.code3esg.com



2018 MOTORCYCLES



CODE3ESG.COM

HARLEY-DAVIDSON®
ELECTRA GLIDE® (FLHP) & ROAD KING® (FLHP)



CHROME BRACKETS INCLUDED

MODEL	LIGHTHEADS	VEHICLE	POSITION/PRODUCT
HD9MCXX	(4) XT4 MC	Electra Glide	Windshield/SuperVisor®
HDMTXX	(4) Mega Thin MC	Electra Glide	Windshield/SuperVisor®
HDTRIXXX	(4) Mega Thin Tri	Electra Glide	Windshield/SuperVisor®
HD96X	(6) XT3 SC	Electra Glide	Windshield/SuperVisor®
HD94XXX	(5) XT4 SC	Road King	Windshield/SuperVisor®
HD8MCXX	XT4 custom	Road King	Windshield/SuperVisor®
HD513	XT3/LEDX	Road King	Side Fork
HD1243	XT3/LEDX	Electra Glide/Road King	Side Guard Rail Mount
HD1246	XT6/MR6/M180	Electra Glide/Road King	Side Guard Rail Mount
HD1244	XT4	Electra Glide/Road King	Side Guard Rail Mount
HD1233	(2) XT3	Electra Glide/Road King	Side Guard Rail Mount
HD1543	XT3	Electra Glide/Road King	Rear Guard Rail Mount
HD1546	XT6/MR6/M180	Electra Glide/Road King	Rear Guard Rail Mount
HD1544	XT4	Electra Glide/Road King	Rear Guard Rail Mount
HD1153	XT3	Electra Glide/Road King	Under Radio Box - Side Mount
HD1154	XT4/MR6/XT4DS	Electra Glide/Road King	Under Radio Box - Side Mount
HD1102	XT302	Electra Glide/Road King	Radio Box - Side & Rear Mount
HD1104	XT304/4x6 & 3x7 Perimeter	Electra Glide/Road King	Radio Box - Side & Rear Mount
	36ParXX SC & MC	Electra Glide/Road King	Front Par36 lights
HXT-MHC2 & LED-MHC2	XT3/Trex	Electra Glide/Road King	
LED-MHC2	LXEX125	Electra Glide/Road King	
3955		Electra Glide/Road King	Siren
HDLPBKT2-TP	XT3	Electra Glide/Road King	
HDSPKT		Electra Glide/Road King	Speaker

SC - Single-color / MC - Dual-color / Tri - Tri-color

For more information visit www.code3esg.com

BMW™
LIGHTING AVAILABLE EXCLUSIVELY FOR BMW



CUSTOM DESIGNED LIGHTS

MODEL	TYPE	LOCATION	FLASH COLOR
R 1200 RT-P	Warning Lights	Front Pod	Red Blue Orange White
R 1200 RT-P	Takedown/Alley Lights	Front Pod	White
R 1200 RT-P	Warning Lights	Rear Pod	Red Blue Orange White
R 1200 RT-P	Stop/Tail	Rear Pod	Red
R 1200 RT-P	Turn	Rear Pod	Orange
R 1200 RT-P	ID Lights	Rear Pod	Red Blue
R 1200 RT-P	Saddle Bag Light	Rear Pod	White

Order Information

To obtain Code 3 emergency motorcycle equipment, contact your nearest authorized BMW Motorcycle Retailer or call (800) 831-1117 for the location of the retailer nearest you.

Visit BMW police website at www.bmwmc.net

///CODE 3.

///CODE 3[®]

MAXIMUM PERFORMANCE, MINIMAL FOOTPRINT

Code 3 lightbars are trusted by first responders across the globe, and for good reason. With durability and design that are unmatched in the field, lightbars from Code 3 feature a multitude of functions in one single product, making them top of the list for emergency services pros in the field.



Complete Emergency System accessories
and replacement parts available at
www.code3esg.com



2018 LIGHTBARS

10

CODE3ESG.COM

PURSUIT™ SERIES
SAE CLASS I



Custom configurations available on C3VUE



Standard models below include module locations

12-24V | 26FP + UNLIMITED CONFIGURABILITY

3" H x 13.45" W | 76mm H x 342mm W

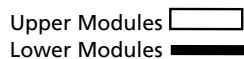
Reimagines what an emergency lightbar should be. This lightbar features two complete levels of lighting in the height of a single-level lightbar. The Pursuit bar has unlimited flash patterns and a convenient software for easy, customizable programming.

LENGTH OPTIONS

CHASSIS DIAGRAM (OPTIONAL MODULE PLACEMENT)

24" 610mm	
36" 914mm	
42" 1067mm	
47" 1194mm	
53" 1346mm	
59" 1499mm	
77" 1956mm	

LED SYMBOLS



Design Features

Two unique levels of lighting in a 3" high lightbar | Single-color upper LEDs in red, blue, amber, green or red/blue | Powerful lower level LEDs for use as takedown, alley, rear arrowstik, flashing and intersection lights available in white, amber, red or blue | C3 Pro™ interface programming for an unlimited number of configuration options | Corner intersection sweeping flash pattern | Integrated lens sealing system | Encapsulated control electronics | Serial network control: thin, flexible wiring harness | PC programming software | Internal wiring channels | Auto dimming with photocell | Selectable dimming levels for each light

Options

Additional lengths available: 30" (762mm) & 71" (1803mm) | Upper lenses available in red, blue, amber or clear | Internal illuminated sign module is available in the following lengths: 36" (914mm), 47" (1194mm), 59" (1499mm)

DEFENDER® SERIES
SAE CLASS I



when properly configured

Custom configurations available on C3VUE



Standard models below include module locations

12V | 40+ FP

2.25" H x 13.5" W | 57mm H x 343mm W

Defender® with QuadCore™ lightheads utilize less parts and a more efficient heat sink that allows for outstanding heat dissipation. A new central controller board opens up a new world of flash pattern options including synchronizing individual banks of lightheads.

LENGTH OPTIONS

CHASSIS DIAGRAM (OPTIONAL MODULE PLACEMENT)

23" 584mm	
36" 914mm	
44" 1118mm	
47" 1194mm	
52" 1321mm	
58" 1473mm	
70" 1778mm	

QUADCORE™ LED SYMBOLS

Alley Light

Takedown, 3" or 6" Modules

Design Features

3" single-color (6 LED), 6" single-color (12 LED) and dual-color (24 LED) lightheads available | New flash pattern software (1000 single- / 1050 dual-color) Flasher/steady burn feature for alleys, scene, and takedowns lights | Dimming feature | Cruise lights | Built-in ArrowStik™ function

Options

Additional lengths available: 82" (2083mm) & 94" (2388mm) | Opticom™ 795H infrared LED emitter (E795LP) | SmartPro™ controller allows one touch setting/changing of flash patterns | Quick disconnect cable | Auto dimming with photocell | Solar panel with battery conditioner | Black intermolded solar barrier is standard red, blue or amber lenses available

RX 2700™ CC SERIES
SAE CLASS I



Custom configurations available on C3VUE



Standard models below include module locations

12V | 40+ FP

2.7" H x 12.2" W | 68mm H x 310mm W

The RX 2700™ CC has multi-color capability that uses the latest LED reflective technology to provide intense light output that is 20% brighter than any competitive reflective technology.

LENGTH OPTIONS

CHASSIS DIAGRAM (OPTIONAL MODULE PLACEMENT)

36" 914mm	
44" 1118mm	
47" 1194mm	
52" 1321mm	
58" 1473mm	
69" 1753mm	
80" 2032mm	

LED SYMBOLS

Alley Light

Takedown, MCR22, REF 3, 8 or 12

Design Features

Easy to operate central controller (CC) changes settings or flash patterns with a single touch | Dual-color: 22 LED directional PriZm™ II lightheads in front and rear positions and corners | Single-color: 12 LED, 8 LED or 3 LED directional PriZm II lightheads in front and rear positions and 12 LED in corners | Full sized ArrowStik™ built-in function | 1000 series flash pattern software, LED dimming feature and Flasher/steady burn feature for takedown and alley lights corner cruise lights

Options

Additional length available: 91" (2311mm) | Upper lenses available in red, blue, amber, clear or black | 795H Opticom, N-3Emitter | LED stop/turn/tail lights Solar panel with battery conditioner | Quick disconnect | Auto dimming with photocell (CC bars only) | Lower lens available in amber for specific configurations

21TR™ PLUS / 21IF™ SERIES

SAE CLASS I



Custom configurations available on C3VUE



Standard models below include module locations

12V | 40+ FP

2.1" H x 12.25" W | 53mm H x 311mm W

The 21TR™ is a full featured, economical, and customizable lightbar with Torus® technology lighthead.

LENGTH OPTIONS

CHASSIS DIAGRAM (OPTIONAL MODULE PLACEMENT)

36" 914mm	
47" 1194mm	
52" 1321mm	
58" 1473mm	
69" 1753mm	
80" 2032mm	

LED SYMBOLS

Torus 3, Alley Light

Takedown, Torus 3, 4, 9, 18

Design Features

21TR PLUS - Deluxe central controller (CC) | ArrowStik™ | Flashing takedown and alleys | Cruise lights (flicker and safety) Dual-color feature available

21IF - Independent flashing (IF) LED lightbar | Flashing takedowns and alleys available with optional 940 flasher (both halogen and LED) | Each lighthead flashes independently | User selectable flash patterns available for each lighthead

Options

Additional length available: 91" (2311mm) | LED stop/turn/tail lights | SmartPro™ controller allows configuring the CC lightbar flash patterns with a touch of a button 795H Opticom™ or N-3 Emitter | Solar panel battery conditioner | Upper lenses available in red, blue, amber, tinted or black top lenses (with black lens clips) | Quick disconnect | Auto dimming with photocell | Lower lens available in amber, clear or tinted for specific configurations

SOLEX® SERIES
SAE CLASS I



when properly configured

Custom configurations available on C3VUE



Standard models below include module locations

12-24V | 40+ FP

3" H x 13.45" W | 76mm H x 342mm W

Solex® incorporates a modern, cutting-edge design that is both aerodynamic in appearance and performance, providing all the capabilities and more from the leader in innovative emergency lighting.

LENGTH OPTIONS

CHASSIS DIAGRAM (OPTIONAL MODULE PLACEMENT)

47" | 1194mm



53" | 1346mm



SIRIS LED SYMBOLS

Alley Light

Upper Modules
(6, 9, or 18 CC)

Lower Modules
(6, 9, or 18 CC)

Design Features

SmartPro™ controller software options provide new field programmable cruise capabilities such as flicker, dual-color selection and safety cruises | Built-In ArrowStik™ function | LED dimming feature for CC bars | Black lens caps standard but blue, red and amber lens caps available | Auto dimming mode with photocell (CC lightbars only)

Options

Speaker available, not recommended for US applications

LIGHTBAR OPTIONS

SMARTPRO™ SOFTWARE FLASH PATTERN CONTROLLER BOX

Design Features:

- Easily configure the flash patterns of the Defender®, RX 2700™CC, 21TR™ and Solex® single- or dual-color lightbars
- Up to nine pairs of heads can be programmed with 13 patterns for virtually unlimited configurations
- ArrowStik™ end flash modules are configurable in dual-color lightbars | ArrowStik emergency modules in dual-color lightbars flash the non-amber color when ArrowStik modes are on, every 4 cycles
- Takedowns and dual-color white scene lights can be turned on together on one wire, likewise multi-color corners can be combined with alley lights on one wire
- Allows for synchronized flash patterns in one-level selection and non-synchronous in another
- Driver's side cutoff options are available to interface with the driver's door on certain vehicles in the 1051software series bars



See www.code3esg.com for lightbar software series information.

LED STOP/TURN/TAIL

Design Features:

- Rated 100,000 hours life
- Available in most LED lightbars
- 0.2 amp draw versus 2.5 amps for incandescent modules
- Red LEDs with clear lens

Specifications:

- 4.52" W x 1.3" H x 1.0" D (115 x 33 x 25 mm)
- 0.1 lb
- 0.2 amps
- 12/24 VDC




N-3 EMITTER

Design Features:

- Fits the Pursuit, Defender, RX 2700 CC, 21TR Plus, 21IF and Solex®
- High or low priority transmission is selected via a single wire in the lightbar
- Emitter/strobe power supply included
- Simple two-wire control scheme can be used to enable or disable the Emitter using a 12 VDC source or ground

Specifications:

- 1.5" H x 5.5" L x 1.9" D (37 x 140 x 48 mm)
- 1.35 amp
- 12 VDC



N-3 Emitter Installed

795H OPTICOM™ LED EMITTER

Design Features:

- Provides safe emergency vehicle preemption at all Opticom™ Infrared System intersections
- Secure, coded signal prevents unauthorized use
- Available in Defender™, Solex® RX 2700™CC and 21TR™ Plus and can be retrofitted into existing low-profile bars

Specifications:

- 1.2" H x 5.7" L x 1.60"D (32 x 146 x 41 mm)
- Less than 300mA peak draw
- 2,500 foot range



LIGHTBAR OPTIONS

ADJUSTABLE MOUNTING KITS

Design Features:

- Universal, low-rise fit that allows a lightbar to be adjusted to perfectly match the contours of today's emergency vehicles
- The adjustable mounting feet are pursuit speed tested (extra brackets are not required to meet pursuit speed rating)
- A bracket and system allows the lightbar to be adjusted for height and front/back angle to ensure the lightbar is perfectly level
- The adjustable mounting feet are equipped with one mounting bolt system per side, vertical adjustment, up or down, is 0.625" (16 mm)
- Mounting feet are zinc plated and black powder coated with a hard polypropylene cover for extreme durability in even the harshest environments

Specifications:

- 7.84" L x 2.26" H x 12.25" D (199 x 57 x 311 mm)
- Weight 2.9 lbs each



Precisely adjust the lightbar here

PURSUIT™ LIGHTBAR ADJUSTABLE MOUNTING KITS

The adjustable mounting kit from Code 3 provides a universal fit that allows the Pursuit lightbar to be adjusted to perfectly match the contours of today's police vehicles. Mounting kits are available in standard or low-profile versions. All new Pursuit lightbars shipped will have an option of either a standard or a low-profile mounting kit, unless they have lighted mounting feet.

Design Features:

- A bracket system allows the lightbar to be adjusted for height and front/back angle to ensure the lightbar is perfectly level
- Vertical adjustment for the standard mounting kit is up to 0.625" (16 mm) up or down and the low-profile can be adjusted 0.300" (8 mm) up or down
- A simple, one mounting bolt system per side makes mounting and installation a breeze
- Zinc plated and black powder coated with a hard polypropylene cover for extreme durability in even the harshest environments
- Pursuit speed tested – no extra brackets are required to meet pursuit speed rating
- Available in standard or low-profile design which compliments the sleek aesthetic of today's police vehicles

Specifications:**Pursuit lightbar adjustable mounting kit (ADM25KIT)**

- 7.84" L x 2.82" H x 12.25" D (199 x 72 x 311 mm)
- Weight 3.3 lbs each
- Vertical adjustment 0.625" (16 mm)

Pursuit lightbar low-profile mounting kit (ADM25LOWKIT)

- 8.90" L x 2.16" H x 12.00" D (226 x 55 x 304 mm)
- Weight 3.3 lbs each
- Vertical adjustment 0.300" (8 mm)



LIGHTBAR OPTIONS

PHOTO CELL

Design Features:

- Available only on the Defender® 21TR™ Plus, RX 2700™CC and Pursuit™
- Automatic dimming of the lightbar gives maximum flexibility of light output based on ambient light level
- Field upgradable for existing fleet
- Manual intervention is available to turn dimming on or off so officers can control the light output at any time
- Allows cruise lights to operate when bar is set to dim — does not change brightness of the cruise light




Photo Cell for Auto Dimming with Protective Shielding

SOLAR PANEL

Design Features:

- Available on the Defender, RX 2700™CC and 21TR™ lightbars to provide battery conditioning which helps extend battery life up to three times longer
- Industrial-strength 5-watt panel is almost half the size of other 5-watt solar chargers
- Provides clean quiet energy for all 12-volt lead-acid batteries over 20 amp hours
- Low-profile panel mounts flat (no frame required) so it is virtually indestructible
- Circuit box includes blinking red LED to indicate the unit is pulsing
- Heavy duty construction
- Panel utilizes proven silicon technology
- 17 foot cord
- Quick disconnect for easy install

Specifications:

- 8.75" D x 8.75" W x 0.125" H
(222 x 222 x 32 mm)
- 350mA operating current



ARROWSTIK™ CONTROL HEAD

Design Features:

- This controller can be used on the Defender, RX 2700™CC, 21TR™ Plus, Solex®, Wingman™ Flex and the CommandStik™. (Not required for operation of ArrowStik™)
- Economical model CCASS controller also available



NASCC

///CODE 3.

///CODE 3[®]

BIG ON PERFORMANCE, DESIGNED TO FIT YOUR NEEDS

Code 3 beacons and minibars create a commanding presence for the operator and equipment. Designed and built for maximum visual impact in a compact design, sleek and powerful beacons and minibars from Code 3 make great additions to new rigs or trusted equipment.



CODE 3.

Complete Emergency System accessories
and replacement parts available at
www.code3esg.com



2018 WARNING LIGHTING

2

CODE3ESG.COM

C5550 SERIES REFLEX®
SAE CLASS I | 11" MICROBAR



12-24V | 3.4A | 18 FP (Single) 62 FP (Dual)
 2.2" H x 10.9" W x 7.6" D | 59mm H x 277 W x 193mm D

MODEL	MOUNT	LENS	TYPE	ILLUMINATION COLOR OPTIONS
C5550AA	4 Bolt or VM	Amber	Single	Amber
C5550CX	4 Bolt or VM	Clear	Single	Red, Blue, Amber
C5550CXX	4 Bolt or VM	Clear	Dual	Red, Blue, Amber, White, Yellow, Green

Replace "X" with **A** = Amber, **B** = Blue, **R** = Red, **W** = White | Add "-VM" mounting extension to end of model for vacuum-magnet mount

Design Features

Super-compact yet powerful warning solution | Split-color models will sync with Code 3's MR6 and Mega Thin™ | 15' (4.5m) cable (cigarette plug with vacuum magnetic mount models)

C5590 SERIES REFLEX®
SAE CLASS I | 15" MINIBAR



12-24V | 6.0A | 18 FP
 2.5" H X 15.3" W x 9.3" D | 64mm H x 389mm W X 236mm D

MODEL	MOUNT	LENS	TYPE	ILLUMINATION COLOR OPTIONS
C5590AA	4 Bolt or VM	Amber	Single	Amber
C5590CX	4 Bolt or VM	Clear	Single	Red, Blue, Amber
C5590CRB	4 Bolt or VM	Clear	Split	Red, Blue

Replace "X" with **A** = Amber, **B** = Blue, **R** = Red | Add "-VM" mounting extension to end of model for vacuum-magnet mount

Design Features

Four center lighthouse modules produce a highly intense, focused, and long distance beam to the front and rear of the vehicle | Reflective and TIR optic LEDs
 Cigarette plug with on/off, and flash pattern selection switch (vacuum-magnet only) | Polycarbonate base and low profile lens

PRIZM™ II SERIES
SAE CLASS I | MINIBAR



Custom configurations available on **C3VUE**

12V | 1.8A | 40+ FP

2.7" H x 18" W x 12.2" D | 69mm H x 457mm W x 310mm D (2718)
2.7" H x 22.5" W x 12.2" D | 69mm H x 572mm W x 310mm D (2722)

MODEL	MOUNT	TOP LENS	ILLUMINATION COLOR OPTIONS
2718A	4 Bolt or M		
2722A	4 Bolt or M		

Add "M" mounting extension to end of model for magnet mount

Design Features

3, 8 or 12 single-color LED modules | 12 foot cigarette plug with on/off switch | Permanent or magnetic mount

21IF TORUS® SERIES
SAE CLASS I | MINIBAR



Custom configurations available on **C3VUE**

12V | 1.35A | 40+ FP

2.3" H x 18" W x 12.3" D | 58mm H x 457mm W x 312mm D (211F18)
2.3" H x 22.5" W x 12.3" D | 58mm H x 572mm W x 312mm D (211F22)

MODEL	LENGTH	TOP LENS	ILLUMINATION COLOR OPTIONS
211F18	4 Bolt or M		
211F22	4 Bolt or M		

Add "M" mounting extension to end of model for magnet mount

Design Features

Torus LED technology provides superior directional and off-angle performance | Available in standard configurations includes 3-up, 4-up and 9-up directional Torus lighthead, and 6-up and 9-up corners | Independent flashing lighthead | Takedowns and alleys available | Flashing takedowns and alleys available with optional 940 flasher | Dimming mode standard

SB48
SAE CLASS I LED | BEACON



12-24V | 6.14A | 18 FP
3.7" H x 3.7" W x 7.8" D | 95mm H x 95mm W x 197mm D

MODEL	MOUNT	LENS	TYPE	ILLUMINATION COLOR OPTIONS
SB48XX	4 Bolt or VM	Red Blue Amber	Single	Red Blue Amber
SB48CX	4 Bolt or VM	White	Single	Red Blue Amber

Replace "X" with A = Amber, B = Blue, R = Red | Add "-VM" mounting extension to end of model for vacuum-magnet mount

Design Features
Cruise function and hi/lo intensity | Polycarbonate lens and aluminum base

CB7265
SAE CLASS I LED | BEACON



12-24V | 1.4A | 29 FP | MINI POLE MOUNT
2.8" H x 5" Diameter | 72mm H x 128mm D (with mount)

MODEL	MOUNT	LENS	TYPE	ILLUMINATION COLOR OPTIONS
CB7265CX	3 Bolt or Pole	White	Single	Red Blue

Replace "X" with B = Blue, R = Red

Design Features
Geared toward the Motorcycle/ATV/UTV market (e.g. campus security, public safety) | Sync capability with Chase®, MR6, Mega Thin™, M180™ and microbars
High-intensity illumination

LSS222
SAE CLASS I | BEACON



12-24V | 2.75A | **40 FP**
4.5" H x 5.2" D | 114mm H x 132mm D

MODEL	MOUNT	LENS COLOR	ILLUMINATION COLOR OPTIONS
LSS222CX	3 Bolt, 1" Pipe or M	<input type="checkbox"/>	<input type="checkbox"/> <input type="checkbox"/> <input type="checkbox"/> <input type="checkbox"/>
LSS222A	3 Bolt, 1" Pipe or M	<input type="checkbox"/>	<input type="checkbox"/>
LSS222B	3 Bolt, 1" Pipe or M	<input type="checkbox"/>	<input type="checkbox"/>
LSS222R	3 Bolt, 1" Pipe or M	<input type="checkbox"/>	<input type="checkbox"/>

Replace "X" with **A** = Amber, **B** = Blue, **R** = Red, **W** = White | Add "M" mounting extension to end of model for magnet mount

Design Features

Two levels of unique LED reflectors provide a focused signal | Includes 4 simulated rotating patterns | Waterproof, shock resistant and potted circuit board
Black powder coated die-cast base and polycarbonate lens

MIRAGE™ SERIES
SAE CLASS I LED | BEACON



11-16V | 1.5A | **30 FP**
2.7" H x 5.9" Diameter | 69mm H x 150mm Diameter

MODEL	MOUNT	LENS	TYPE	ILLUMINATION COLOR OPTIONS
MRE18-CX	3 Bolt or M	<input type="checkbox"/>	Single	<input type="checkbox"/> <input type="checkbox"/>
MRE18-B	3 Bolt or M	<input type="checkbox"/>	Single	<input type="checkbox"/>
MRE18-R	3 Bolt or M	<input type="checkbox"/>	Single	<input type="checkbox"/>

Replace "X" with **B** = Blue, **R** = Red | Add "M" mounting extension to end of model for magnet mount

Design Features

Optics spread light evenly providing a uniform 360 degree warning light | Provides superior light output while remaining compact in size | Dim mode | Can be synced with other Code 3 warning lights | ECE 65 version has 5 approved flash patterns | Permanent mount with 12" (305mm) pigtail and suction mount with a 9' (2.7m) cable and cigarette plug | Black die-cast aluminum base

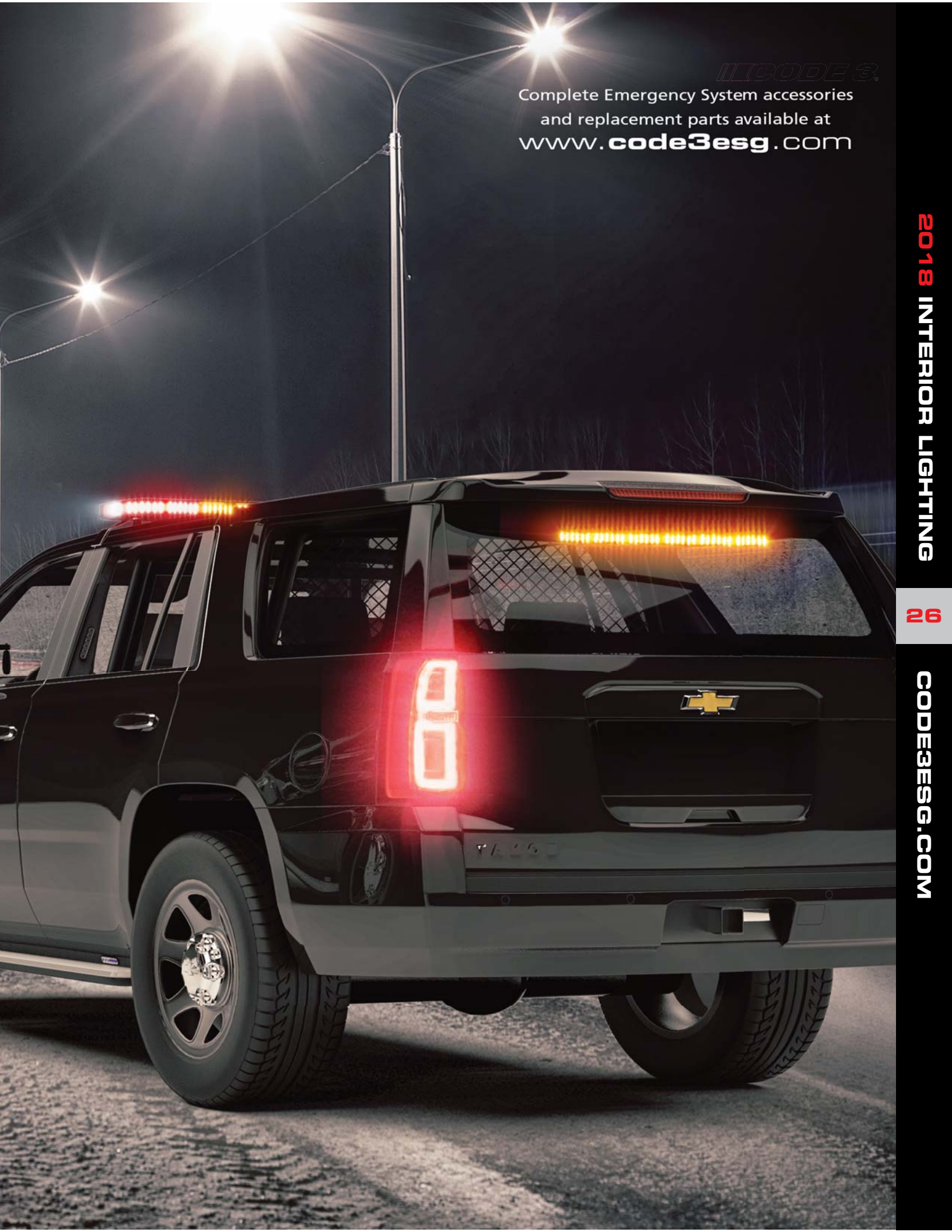
///CODE 3.

///CODE 3.

ROUTING DONE RIGHT

Create a clear indication of the safest way around a scene. With powerful illumination and common sense controls, Traffic Sticks, warning devices and interior lighting from Code 3 enable professionals to unmistakably point out right from wrong.





CODE 3.

Complete Emergency System accessories
and replacement parts available at
www.code3esg.com

TORUS® SUPERVISOR™ SERIES
WINDSHIELD MOUNTED INTERIOR LIGHT



Custom configurations available on **C3VUE**

12V | 10.0A | 24FP (Single) 31FP (Dual) | VEHICLE SPECIFIC

1.075" H x 5.41"W X 1.72" D | 27mm H x 137mm W X 44mm D

MODEL	LIGHTHEADS	VEHICLE/YEAR	FLASH COLOR
SV070CH11	6 TRS18	Charger (dome) 2011-14	Red Blue Yellow White
SV77MCCH11	6 TRS18	Charger 2011-14	Red Blue Yellow Red White Yellow White Blue
SV07MCCH11	10 TRS3	Charger (dome) 2011-14	Red Blue Yellow Red White Yellow White Blue
SV770CH11	10 TRS3	Charger 2011-14, Durango 2012-13	Red Blue Yellow White
SV777DR-2W	8 TRS3, 2 TD**	Durango 2012-13	Red Blue Yellow White
SV770EN07	10 TRS3	Expedition 2007-13	Red Blue Yellow White
SV770F150	10 TRS3	F150 2011-14	Red Blue Yellow White
SV770PI	10 TRS3	PI Sedan 2012+	Red Blue Yellow White
SV77MCPIS	6 TRS18	PI Sedan 2012+	Red Blue Yellow Red White Yellow White Blue
SV770EXI	10 TRS3	PI Utility 2012+	Red Blue Yellow White
SV77MCPUI	6 TRS18	PI Utility 2012+	Red Blue Yellow Red White Yellow White Blue
SV770TH07	10 TRS3	Tahoe 2007-14	Red Blue Yellow White
SV77MCTH15	6 TRS18	Tahoe 2015+	Red Blue Yellow Red White Yellow White Blue
SV707TH15*	10 TRS3	Tahoe 2015+	Red Blue Yellow White
SV707TH15-2W*	8 TRS3, 2 TD**	Tahoe 2015+	Red Blue Yellow White
SV007TH15*	5 TRS3	Tahoe 2015+	Red Blue Yellow White
SV007TH15-1W*	4 TRS3, 1 TD**	Tahoe 2015+	Red Blue Yellow White

Design Features

All Torus SuperVisor TS's have vehicle specific housing that prevents the lights from reflecting back into the driver's eyes | Custom fit interior windshield light for a variety of police vehicles | Thin design keeps driver undercover — remains unseen until energized | Torus dual-color can turn red/white or blue/white modules into a full white takedown (steady burn) for scene lighting


*Independent Flash (IF)

**Takedown (TD)

See the SuperVisor Flex for more vehicle options and for the complete undercover package see the Wingman Interior rear light with Torus lightheads.

SUPERVISOR™ FLEX SERIES

WINDSHIELD MOUNTED INTERIOR LIGHT



Custom configurations available on C3VUE

12V | 6.0A | 72W | 32 FP (Single) 12 FP (Dual)
 2" H x 19" W x 6.3" D | 51mm H x 484mm x 159mm D (one side)

MODEL	LIGHTHEADS	FLASH COLOR
SVFSD-6MC	Dual 6 TRS18	
SVFSDPS-3MC	Dual 3 TRS18 (PS)	
SVFSD-6SC	Single 6 TRS9	
SVFSD-TD	Single 4 TRS9 (2 TD)	
SVFSDPS-3SC	Single 3 TRS9 (PS)	
SVFSDPS-TD	Single 2 TRS9 (PS, 1 TD)	
SVF-3RW3BW	Dual 3 TRS18	
SVF-3R3B	Single 3 TRS9	
SVF-6BW	Dual 6 TRS18	
SVF-6RW	Dual 6 TRS18	
SVFPS-3RB	Dual 3 TRS18 (PS)	

Design Features

PS - passenger side only | TD - takedown

Easy installation for any pursuit or special services vehicle | Available in Torus® dual-color (18-up) and single-color (9-up) | Minimizes light flashback with precisely designed gaskets with adjustable side light-blocking shields | No drilling required for mounting, contoured for installation against the upper interior of the windshield | Cable length between the driver and passenger side is 18" (203mm)

Mounting Kit Options

Vehicle specific brackets required for proper mounting

Charger (SFMTG-CH) | Tahoe (SFMTG-TH15) | PI Sedan (SFMTG-PI) | PI Utility (SFMTG-PIU) | F150 (SFMTG-F150) | Impala (SFMTG-IMP)
 Universal (SFMTG-UNIV) | Passenger Only Universal (SFMTG-PSUNIV)

ESSEX™ SERIES
SAE CLASS I | DECK AND DASH LIGHTS



12V | 1.5A | 22W | 27 FP (Single) 53 FP (Dual)

2" H x 3.7" W x 2.5" D | 51mm H x 94mm W x 64mm D (single)
2" H x 7" W x 2.5" D | 51mm H x 178mm W x 64mm D (double)

MODEL	TYPE	HEADS	FLASH COLOR OPTIONS
ESX1RD-X	Rear Deck	Single-Head	Red, Blue, Amber, White
ESX1RD-XX	Rear Deck	Single-Head (Split)	Blue, Amber
ESX2RD-XX	Rear Deck	Double-Head	Blue, Amber, Red, White, Yellow, Blue
ESX1VS-X	Visor Suction	Single-Head	Red, Blue, Amber, White
ESX1VS-XX	Visor Suction	Single-Head (Split)	Blue, Amber
ESX2VS-XX	Visor Suction	Double-Head	Blue, Amber, Red, White, Yellow, Blue

Replace "X" with **A** = Amber, **B** = Blue, **R** = Red, **W** = White

Design Features

Locking swivel feature allows universal mounting to fit to the curve of any windshield | Provides exceptionally bright straight-on and off-angle signal | Compact form factor means a small footprint | Multiple mounting options including rear deck bracket or windshield visor/suction cup | 9' (2.7m) cigarette plug power cord

CHASE™ SERIES
SAE CLASS I | DECK AND DASH LIGHTS



12-24V | 0.09A | 69 FP

2.3" H x 4.5" D | 57mm H x 114mm D

MODEL	WIDTH	FLASH TYPE	FLASH COLOR OPTIONS
CD3766XX-VDL	7.75" 197mm	Dual	Blue, Red, Amber, White

Replace "X" with **A** = Amber, **B** = Blue, **R** = Red, **W** = White

Design Features

Increased versatility and user functionality with a dual switch control and adjustable visor | Synchronizable to Code 3's Chase®, MR6, Mega Thin™, and M180™ families | Four suction cups to mount to front or rear windshield and two-L brackets for deck mounting | Rear carriage bolt track for easy mounting with existing brackets | Adjustable visor | Dual switch control | 8.5' cigarette plug cable (2.6m)

XT4 SERIES

SAE CLASS I | DASH AND DECK LIGHTS



12-24V | 1.0A | 14W | 22 FP

1.75" H x 5.1" W x 4.8" D | 45mm H x 130mm W x 121mm D (single)
 1.75" H x 9.8" W x 4.8" D | 45mm H x 248mm W x 121mm D (double)

MODEL	WIDTH	TYPE	FLASH COLOR OPTIONS
XT401XXSS	5.1" 130mm	Single-Head	
XT401XXSS	5.1" 130mm	Single-Head (Split)	
XT402XXSS	9.8" 248mm	Double-Head	
XT402XXSS	9.8" 248mm	Double-Head (Split)	

Replace "X" with **A** = Amber, **B** = Blue, **R** = Red, **W** = White

Design Features

Retractable side guards provide an extra level of protection against reflected light flashing into driver's eye | Visor (shroud) allows unit to fit snugly against windshield | 12' (3.6m) cigarette plug cable with on/off button | Z brackets with suction cups come standard

XT6 SERIES

SAE CLASS I | DASH AND DECK LIGHTS



12-24V | 1.5A | 20W | 22 FP

1.8" H x 6.6" W x 4.8" D | 45mm H x 168mm W x 121mm D (single)
 1.8" H x 12.9" W x 4.8" D | 45mm H x 327mm W x 121mm D (double)

MODEL	WIDTH	TYPE	FLASH COLOR OPTIONS
XT601XXSS	6.6" 168mm	Single-Head	
XT601XXSS	6.6" 168mm	Single-Head (Split)	
XT602XXSS	12.9" 327mm	Double-Head	
XT602XXSS	12.9" 327mm	Double-Head (Split)	

Replace "X" with **A** = Amber, **B** = Blue, **R** = Red, **W** = White

Design Features

Visor (shroud) allows unit to fit snugly against windshield | 12' (3.6m) cigarette plug cable with on/off button | Z brackets with suction cups come standard

VISOR FLIP LIGHT SERIES
SAE CLASS I | HIGH FUNCTIONING, LOW COST



12-24V | 2.0A | 25W | 26 FP
 5.38" H x 1" D | 137mm H x 25mm D

MODEL	WIDTH	LENS OPTIONS	FLASH COLOR OPTIONS
VFP36MC-RB	11" 279mm	<input type="checkbox"/>	<input type="checkbox"/>
VFP36BB	11" 279mm	<input checked="" type="checkbox"/>	<input checked="" type="checkbox"/>
VFP36RR	11" 279mm	<input checked="" type="checkbox"/>	<input checked="" type="checkbox"/>
VFP36RB	11" 279mm	<input checked="" type="checkbox"/> <input checked="" type="checkbox"/>	<input checked="" type="checkbox"/> <input checked="" type="checkbox"/>
VFP36CXX	11" 279mm	<input type="checkbox"/>	<input checked="" type="checkbox"/> <input checked="" type="checkbox"/> <input type="checkbox"/>

Replace "X" with **B** = Blue, **R** = Red, **W** = White

Design Features

Mounts with two Velcro® straps | Black polycarbonate housing | 9' (2.7m) cigarette plug with on/off switch

DASH EMITTER
EMITTER WITH BOTH HIGH AND LOW PRIORITY



12V | 1.35A | 17W
 1.75" H x 6.2" D | 44mm H x 157mm D

MODEL	WIDTH	TYPE	FLASH COLOR
MDASHCPE	6.2" 157mm	Dash Mount	<input type="checkbox"/>


Design Features

Flashback shield and windshield bracket included | Compatible with all non-coded emitters | Compact size will fit above or behind rearview mirror

CITADEL™ EZ MOUNT SERIES

SAE CLASS I | EXTERIOR LIGHTING SYSTEM

2013+ Police Interceptor® Utility & Explorer



Citadel shown with Mega Thin Lights (order Mega Thins separately)



12-24V | 5.0A | **29 FP** (Single / Split) **69 FP** (Dual)

2.3" H x 18.3" W x 5.0" D | 58mm H x 465mm W x 127mm D (one side)

MODEL	LIGHT TYPE	FLASH TYPE	FLASH COLOR OPTIONS
CITEZPIU-____-MTC	Mega Thin™, Controller	Dual	Red Blue Amber White
CITEZPIU-__-MTC	Mega Thin™, Controller	Dual	Red Blue Amber White Green Yellow Blue
CITEZPIU-____-XTPC	XTP4, Controller	Dual	Red Blue Amber White
CITEZPIU-__-XTPC	XTP4, Controller	Dual	Red Blue Amber White Green Yellow Blue
CITEZPIU-S_-MTI	Mega Thin™, IF	Single	Red Blue Amber White
CITEZPIU-S_-MTI	Mega Thin™, IF	Single	Red Blue Amber White
CITEZPIU-S_-XTPI	XTP4, IF	Single	Red Blue Amber White
CITEZPIU-S_-XTPI	XTP4, IF	Single	Red Blue Amber White

Replace "X" with **A** = Amber, **B** = Blue, **R** = Red, **W** = White | For "____" models, first two "__" are the left side and second two "__" are for right side illumination

Design Features

Sleek mounting for the rear spoiler that is easy to install - no drilling of holes needed and install in less than 30 minutes | EZ mount eliminates the need to remove the rear spoiler utilizing 3M™ VHB™ tape | Available with XTP4 or Mega Thin lightheades | Controller options allows ArrowStik® functions | 15' (4.5m) connector cable

CITADEL™ SERIES

SAE CLASS I | EXTERIOR LIGHTING SYSTEM

Tahoe & Suburban



Citadel shown with Mega Thin Lights (order Mega Thins separately)



12-24V | **29 FP** (Single) **62 FP** (Dual)

3.1" H x 14.3" W x 4.5" D | 79mm H x 363mm W x 114mm D (one side)

MODEL	LIGHT TYPE	FLASH TYPE	FLASH COLOR
CITTH-XX	XTP4	Single	Red Blue Amber Green White
CITTH15-XX	XTP4	Single	Red Blue Amber Green White
CITTH15-XXXX-CB	Mega Thin™, Controller	Dual	Red Blue Amber Green White
CITTH15-XX-CB	Mega Thin™, Controller	Dual	Red Blue Amber White Green Yellow Blue

Replace "X" with **A** = Amber, **B** = Blue, **G** = Green, **R** = Red, **W** = White | For "XXXX" models, first two "XX" are the left side and second two "XX" are for right side illumination

Design Features

Enhances rear vehicle visibility while providing the driver maximum rear window viewing and eliminating flash back | Citadel designed with six Mega Thin lightheades or XT4 lightheades with snap in plugs (order separately) | Controller allows ArrowStik™ functions

WINGMAN™ FLEX SERIES
PERFECT PARTNER TO THE SUPERVISOR™



Custom configurations available on **C3VUE**

12V | 3A (Mini) 7A (Short) 11A (Long) | 32 FP (Single) 12 FP (Dual)

1.4" H x 43" W x 8" D | 35mm H x 1092mm W x 203mm D (mini)
 1.4" H x 22" W x 8" D | 35mm H x 562mm W x 203mm D (short)
 1.4" H x 11.3" W x 8" D | 35mm H x 286mm x 203mm D (long)

MODEL	WIDTH	TYPE	FLASH COLOR
WMFMCC09	11.3" 286mm	Mini Single	Red Blue Amber White
WMFMIF09*	11.3" 286mm	Mini Single	Red Blue Amber White
WMFMMC18	11.3" 286mm	Mini Dual	Red Blue Amber White Yellow Blue
WMFSCC09	22" 203mm	Short Single	Red Blue Amber White
WMFSIF09*	22" 203mm	Short Single	Red Blue Amber White
WMFSMC18	22" 203mm	Short Dual	Red Blue Amber White Yellow Blue
WMFLCC09	43" 1092mm	Long Single	Red Blue Amber White
WMFLIF09*	43" 1092mm	Long Single	Red Blue Amber White
WMFL6IF09*	43" 1092mm	Long Single	Red Blue Amber White
WMFL6CC09	43" 1092mm	Long Single	Red Blue Amber White
WMFLMC18	43" 1092mm	Long Dual	Red Blue Amber White Yellow Blue
WMFL6MC18	43" 1092mm	Long Dual	Red Blue Amber White Yellow Blue

Design Features

Universal curve allows the WingMan Flex series to fit most emergency and special service sedans | Simple design allows WingMan Flex series to fit most rear decks | Exceptionally bright Torus® LED technology | Available with new central controller board (default) | Set of universal L brackets included | Can be ordered with internal wiring allowing it to be controlled by a ArrowStik™ controller (NASCC)

*Independent Flash (IF)

COMMANDSTIK® SERIES

SAE CLASS I | MULTI-USE REAR WINDOW



12V | 3.0A - 6.0A | ADJUSTABLE BRACKET

1.2" H x 27.5" W x 3.5" D | 31mm H x 699mm W x 89mm D

MODEL	TYPE/HEADS	FLASH COLOR CENTER	FLASH COLOR END OPTIONS
C-STIK-A	Single 8		
C-STIK-AXX	Single 8		
MODEL	TYPE/HEADS	FLASH COLOR LEFT OPTIONS	FLASH COLOR RIGHT OPTIONS
CSTIK-MR6-XX	Dual 6		
CSTIK-MR6-XXXX	Dual 6		

Replace "X" with **A** = Amber, **B** = Blue, **R** = Red, **W** = White | For "XXXX" models, first two "XX" are the left side and second two "XX" are for right side illumination

Design Features

Multiple configurations with MR6 or Torus Lightheads | User flexibility with warning lights, ArrowStik®, and reverse or scene lighting functions | Reverse and scene lighting are enabled when white dual-color combinations are selected | Universal mounting for interior applications | Optional NASCC | Optional magnetic mount

MESSAGE BOARD

CUSTOMIZABLE DIGITAL DISPLAY



12-24V | 1.5A

5.7" H x 23" W x 1.5" D | 145mm H x 590mm W x 40mm D

MODEL	WIDTH	TYPE	FLASH COLOR OPTIONS
C850-HD0012X	6.6" 168mm	Single	

Replace "X" with **A** = Amber, **B** = Blue, **R** = Red

Design Features

Message Board: Innovative optical design improves legibility and reduces washout due to sunlight allowing the message to be clearly seen by on-coming vehicles Suitable for vehicle mounting as well as portable applications | Flexible mounting options with auto text rotation for mounting upside down | Easily readable from 328' (100 m), allows maximum safety for the message board operator and on-coming motorists allowing the message to be seen from far-off distances Program up to 99 messages via PC message programmer for use in almost any situation | Weatherproof ideal for interior and exterior applications

Digital Message Controller: Organic light-emitting diode (OLED) graphic touchscreen display | Micro secure data (SD) slot for message storage and firmware update User configurable start-up screen | Scrolling message support | Adhesive tape mounting or optional swivel mount kit

XT STIKS SERIES

SAE CLASS I | PUSH BUMPER/REAR & SIDE WINDOWS



12-24V | 22 FP (302 / 402 / 602) 31 FP (304 / 404 / 604)

7.13" W x 1.25" H 1.87" D	181mm W x 32mm H x 48mm D (302)
14" W x 1.25" H 1.87" D	356mm W x 32mm H x 48mm D (304)
11.63" W x 1.25" H 1.87" D	1092mm W x 35mm H x 203mm D (402)
20.75" W x 1.25" H 1.87" D	1092mm W x 35mm H x 203mm D (404)
14.75" W x 1.25" H 1.87" D	1092mm W x 35mm H x 203mm D (602)
26.75" W x 1.25" H 1.87" D	1092mm W x 35mm H x 203mm D (604)

MODEL	WIDTH	LIGHTHEAD TYPE	FLASH COLOR
XT302X	7" 178mm	Single	Red Blue Amber White
XT302XX	7" 178mm	Single	Red Blue Amber White
XT304XX	14" 356mm	Single	Red Blue Amber White
XT304XXXX	14" 356mm	Single	Red Blue Amber White
XT402XX	9.9" 251mm	Single	Red Blue Amber White
XT404XXXX	19" 483mm	Single	Red Blue Amber White
XT602XX	13" 330mm	Single	Red Blue Amber White
XT604XXXX	25" 635mm	Single	Red Blue Amber White

Replace "X" with **A** = Amber, **B** = Blue, **R** = Red, **W** = White | For "XXXX" models, first two "XX" are the left side and second two "XX" are for right side illumination

Design Features

Clear lens with black bezel/housing | Shock and water resistant, potted circuit board | Synchronized flash pattern standard | Attached mounting bracket come standard | See pricebook for color configurations | Other XT lengths available at www.code3esg.com

XT NARROWSTIK™ SERIES

SAE CLASS I | LED LIGHTS



12V | 4.0A | 32 FP

1.5" H x 2" D | 38mm H x 51mm D

MODEL	WIDTH	CABLE	FLASH COLOR CENTER	FLASH COLOR END OPTIONS
XT308AS	29.6" 752mm	18' 5.5m	Amber	Amber
XT308RAB	29.6" 752mm	18' 5.5m	Amber	Red Blue
XT310BAB	40" 1016mm	18' 5.5m	Amber	Red Blue
XT447AS	47" 1193mm	18' 5.5m	Amber	Amber
XT447AS-50	40.5" 1028mm	50' 15m	Amber	Amber

TORUS[®] NARROWSTIK[™] SERIES

SAE CLASS I | LED LIGHTS



Control Head
Included
(NASLCH2)



12-24V | 13 FP

2" H x 2.9" D | 51mm H x 74mm D

MODEL	WIDTH	CABLE	LIGHTHEADS	FLASH COLOR CENTER	FLASH COLOR ENDS
NASLTS539	40.5" 1029mm	18' 5.5m	5	■	■
NASLTS539_ _	40.5" 1029mm	*	5	■	■
NASLTS54770	47" 1194mm	70' 21m	5	■	■
NASLTS630	30" 762mm	18' 5.5m	6	■	■
NASLTS839	40.5" 1029mm	18' 5.5m	8	■	■
NASLTS839RB	40.5" 1029mm	18' 5.5m	8	■	■ ■
NASLTS83935	40.5" 1029mm	35' 11m	8	■	■
NASLTS847	47" 1194mm	35' 11m	8	■	■
NASLTS847_ _	47" 1194mm	*	8	■	■
NASLTS8SP*	(2) 24" 610mm	18' 5.5m	8	■	■
NASLTS6SP*	(2) 24" 610mm	18' 5.5m	6	■	■

Replace " _ _ " with "35" or "50" or "70" = length of desired cable

Design Features

Economical, yet advanced, the NarrowStik provides extraordinary visibility allowing approaching traffic extra time to move over or slow down | Weather protected for interior and exterior use | Dim mode (reduces light intensity) | *SP = split

Options


Rear window brackets for sport utility vehicles (SUV), and pickup applications | Operate through the Z3[™]sirens

CODE 3

CODE 3[®]

SCENE AND BE SEEN

Code 3 exterior lighting ensures professionals have the ability to illuminate the scene with incredible clarity. With convenient designs that integrate smoothly with the latest vehicle contours, exterior lighting from Code 3 improves both productivity and safety.



Complete Emergency System accessories
and replacement parts available at
www.code3esg.com



2018 EXTERIOR LIGHTING

38

CODE3ESG.COM

XTP SERIES
SAE CLASS I LED | SURFACE MOUNT



12V	0.5A	21 FP Single (XTP3)
12V	0.7A	30 FP Single 22 FP Split 70 FP Dual (XTP4)
12V	1.0A	22 FP Split 30 FP Single 70 FP Dual (XTP6)
12V	1.4A	30 FP Single 22 FP Split 70 FP Dual (XTP4DS)

1.4" H x 3.7" W x 0.6" D	36mm H x 93mm W x 15mm D (XTP3)
1.4" H x 4.7" W x 0.6" D	36mm H x 119mm W x 15mm D (XTP4)
1.4" H x 6.2" W x 0.6" D	36mm H x 158mm W x 15mm D (XTP6)
2.4" H x 4.7" W x 0.6" D	61mm H x 119mm W x 15mm D (XTP4DS)

MODEL	TYPE	ILLUMINATION COLOR OPTIONS
XTP3X	Single	Red Blue Amber Green White
XTP4XX	Single	Red Blue Amber Green White
XTP4XX	Split	Red Blue Amber Green White
XTP4MCXX	Dual	Red Blue Amber Green White
XTP4DSXX	Single	Red Blue Amber Green White
XTP4DSXX	Split	Red Blue Amber Green White
XTP4DSMCXX	Dual	Red Blue Amber Green White
XTP6XX	Single	Red Blue Amber Green White
XTP6XX	Split	Red Blue Amber Green White
XTP6MCXX	Dual	Red Blue Amber Green White

Replace "X" with **A** = Amber, **B** = Blue, **G** = Green, **R** = Red, **W** = White

Design Features

The XTP Series combines style, versatility, and performance into a compact, sleek design at a cost-effective price | Steady-burn | Controllable flash pattern output
Dimmable | Programmable with the Code 3 lighthouse programmer | Syncable with Code 3's Chase™, MR6, Mega Thin™, and M180™ lights | Same mounting hole pattern and brackets as the XT lights | Multiple flash patterns with phase 1 and phase 2 syncing capabilities

Options

Chrome or rubber bezels available (excluding DS)

M180™ SERIES
SAE CLASS I LED | MULTI-MOUNT



12-24V | 0.9A | 29 FP (Single) 69 FP (Dual)
 0.9" H x 4.5" W x 1.5" D | 23mm H x 114mm W x 38mm D

MODEL	TYPE	ILLUMINATION COLOR OPTIONS <small>CENTER SECTION ONLY (OUTTER LEADS ARE WHITE)</small>
M180S-X	Single	
M180SMC-XX	Dual	

Replace "X" with **A** = Amber, **B** = Blue, **G** = Green, **R** = Red, **W** = White

Design Features

The M180™ combines three lights into one compact form – Intersection Light, a Takedown Light, and a Ground Light – making it one of the most versatile light ever offered by Code 3 | Custom brackets for all pursuit vehicles are available for under the side mirror, front of side mirror, and side window mounting | Over 30 brackets are available to allow mounting throughout the vehicle on pushbumpers, license plates and more | Bezel and rear mounting holes are compatible with Code 3 MR6 light | Syncs with Chase™, MR6 and Mega Thin™ LEDs

M180™ TRIPLE STACK SERIES
SAE CLASS I LED | SURFACE MOUNT



12-24V | 1.7A | 29 FP (Single) 69 FP (Dual)
 3.4" H x 5.1" W x 1.3" D | 86mm H x 130mm W x 33mm D

MODEL	TYPE	ILLUMINATION COLOR OPTIONS <small>CENTER SECTION ONLY (OUTTER LEADS ARE WHITE)</small>
M180L-X	Single	
M180LMC-XX	Dual	

Replace "X" with **A** = Amber, **B** = Blue, **R** = Red, **W** = White

Design Features

The M180™ Triple Stack combines the functionality of a warning light and the utility of a scene light into a compact, bright package perfect for mounting on bumpers, on aftermarket push bumpers, and on the sides of any emergency vehicle | Produces a bright, off-angle 180 degree warning light that can be used as an alley light, intersection light, and takedown light | Offers flexibility with multiple mounting applications in headlamps, on bumpers, and sides of any emergency vehicle | Steady burn for scene light functionality | Programmable with the Code 3 Lighthead Programmer | Syncable with Code 3's Chase™, MR6, Mega Thin™, XTP and M180™ lights

MEGA THIN™ SERIES
SAE CLASS I LED | SURFACE MOUNT



12-24V | 0.8A | 29 FP (Single) 70 FP (Dual) 24 FP (Tri)
0.46" H x 1.2" W x 4.7" D | 12mm H x 31mm W x 120mm D

MODEL	TYPE	ILLUMINATION COLOR OPTIONS
ULT6-X	Single	
ULT6-XX	Split	
ULTMC-XX	Dual	
ULTTC-XXX	Tri	

Replace "X" with **A** = Amber, **B** = Blue, **G** = Green, **R** = Red, **W** = White

Design Features

Provides a sleek, low-profile design that allows for easy installation in a variety of locations. | Delivers a bright, powerful off-angle performance with its curved end optics | Clear lens with 6 LED single-color, 12 LED dual-color and 18 LED tri-color | Syncs with Code 3's Chase™, MR6 and M180™ lights | Phase 1 and phase 2 syncing

Options

Black (ULT-BKBZ) and chrome bezels (ULT-CHBZ) available

CHASE™ SERIES
SAE CLASS I LED | SURFACE MOUNT



12-24V | 0.9A | 69 FP (Dual) 24 FP (Tri)
1.4" H x 6.4" W x 1.2" D | 37mm H x 163mm W x 30mm D

MODEL	TYPE	ILLUMINATION COLOR OPTIONS
CD3766XX	Dual	
CD3766XXX	Tri	

Replace "X" with **A** = Amber, **B** = Blue, **R** = Red, **W** = White

Design Features

Increases visibility and safety in a small footprint, making it extremely bright | Tri-color 18 high intensity LEDs, dual-color 12 high intensity LEDs (6 LEDs of each color) | Each tri-color LED color can be controlled independently | Tri-color version is capable of steady burn override in white or amber | Aluminum housing, polycarbonate lens and encapsulated electronics

Options

Chrome bezels (3766CHBZ) available

MR6 SERIES
SAE CLASS I LED | MULTI-MOUNT



12-24V | 0.75A | 29 FP (Single) 70 FP (Dual) 24 FP (Tri)
0.9" H x 4.5" W x .75" D | 23mm H x 114mm W x 19mm D

MODEL	TYPE	ILLUMINATION COLOR OPTIONS
MR6-X	Single	Red, Blue, Amber, Green, White
MR6-XX	Split	Red/Blue, Red/Amber, Amber/White, Blue/White
MR6MC-XX	Dual	Red/Blue, Amber/White, Red/Amber, Red/White, Amber/Blue, Blue/White
MR6TC-XXX	Tri	Red/Amber/White, Amber/Blue/White, Red/Blue/White, Red/Amber/Blue, Amber/Blue/White

Replace "X" with **A** = Amber, **B** = Blue, **G** = Green, **R** = Red, **W** = White

Design Features

Allows for virtually unlimited possibilities with surface, flush and hood mount | Multiple mounting solutions that eliminate the need for separate parts for surface, hood, and flush mounting | Single- or split-color models have Total Internal Reflector (TIR) optic LEDs | Dual-color and tri-color models have linear optic LEDs | 6 LED single color | 12 LED dual-color | 18 LED tri-color | Syncs with Code 3's Chase™, MR6 and M180™ lights | Multiple flash patterns with phase 1 and phase 2 syncing capabilities

Options

White bezel (MR6-WTBZ) | Grommet mount (MR6FMKIT)

LIGHTHEAD PROGRAMMER
DECREASES INSTALLATION TIME



12V | 30A MAX

4.3" H x 3.5" W x 0.7" D | 109mm H x 89mm W x 18mm D

MODEL	COMPATIBLE PRODUCTS
LHP-C3	Chase™, Mega Thin™, MR6, M180™, and XTP

Design Features

Allows user to quickly and easily program flash patterns for multiple directional lights at the same time | Programs up to eight lightheads at once | LED screen displays the flash pattern number | Demo button allows user to review pattern selection | Automates the flash pattern selection process, no wire tapping needed

OUTLINER™ PERIMETER SERIES
RUNNING BOARDS, PUSH BUMPERS, TAILGATES



12V | 0.3A (24") 0.6A (36") 0.75A (60") 1.2A (72") | 10 FP

0.6" H x 2" D | 16mm H x 53mm D

MODEL	LENGTH	TYPE	ILLUMINATION COLOR OPTIONS
C3RNR-24L-XX	24" 610mm	Single	
C3RNR-36L-XX	36" 914mm	Single	
C3RNR-60(L / R)-XX	60" 1524mm	Single	
C3RNR-72(L / R)-XX	72" 1829mm	Single	

Replace "X" with **A** = Amber, **B** = Blue, **R** = Red, **W** = White | **(L / R)** = select "L" for left side wire exit or select "R" for right side wire exit

Design Features


Universal surface mount capability | Standard models available or mix and match colors to create your own color combinations | Powder coated aluminum frame

Mounting Kit Options

Vehicle specific brackets required for proper mounting (requires 2 kits per vehicle)

Charger (RNRBKT-CH) | Tahoe (RNRBKT-TH) | Fusion (RNRBKT-FUS) | PI Sedan (RNRBKT-PI) | PI Utility (RNRBKT-PIU) | F150 (RNRBKT-F150)

SD24™ SERIES
SAE CLASS I LED | SURFACE MOUNT



12-24V | 0.8A | 16 FP

1" H x 3.3" W x 0.4" D | 28mm H x 84mm W x 10mm D (without grommet)

MODEL	TYPE	ILLUMINATION COLOR OPTIONS
SD24-X	Single	■ ■ ■

Replace "X" with **A** = Amber, **B** = Blue, **R** = Red, **W** = White


Design Features

24 1-watt high-intensity LEDs | Synchronizable with additional Hide-A-Blasts™ | Pre-wired 9' (2.7m) cable | Clear UV stabilized polycarbonate lens

Options

Chrome bezel available (SD24HCH)

XSL SERIES
LED | SURFACE MOUNT



12V | 0.5A | 16 FP

2" H x 3.8" W x .34" D | 50mm H x 97mm W x 9mm D (Ultra)
1.5" H x 5" W x .34" D | 38mm H x 128mm W x 9mm D (Mini)

MODEL	TYPE	ILLUMINATION COLOR OPTIONS
XSLULTRAX	Single Ultra	■ ■ ■
XSLMINIX	Single Mini	■ ■ ■

Replace "X" with **A** = Amber, **B** = Blue, **R** = Red, **W** = White

Design Features

18 ½-watt LEDs | Self contained, no power supply required | Single wire for pattern selection and synchronization

PAR36 SERIES
SAE CLASS I LED | MULTI-MOUNT



12V | 0.7A | 26 FP
 4.25" Diameter | 108mm Diameter

MODEL	MOUNT	VEHICLE	LENS	TYPE	ILLUMINATION COLOR OPTIONS
36PARX	-	-	Colored	Single	Red Blue Amber
36PARCX	-	-	Clear	Single	Red Blue Amber White
36PARCXX	-	-	Clear	Dual	Red Blue Amber White Blue
36PARX-CH	Fog light	Charger	Colored	Single	Red Blue Amber
36PARCX-CH	Fog light	Charger	Clear	Single	Red Blue Amber White
36PARX-TH	Fog light	Tahoe	Colored	Single	Red Blue Amber
36PARCX-TH	Fog light	Tahoe	Clear	Single	Red Blue Amber White
36PARX-SWVL	Swivel	-	Colored	Single	Red Blue Amber
36PARCX-SWVL	Swivel	-	Clear	Single	Red Blue Amber White

Replace "X" with **A** = Amber, **B** = Blue, **R** = Red, **W** = White

Design Features

Clear lens | 7 LEDs per head | Synchronization between multicolor lightheads or between single lightheads and with other Code 3 XT lights | Weather-protected design | Shock resistant

SLW SERIES
LED | SURFACE / GROMMET MOUNT



12V | 0.8A | 15 FP

2.3" H x 6.4" W x 0.3" D | 57mm H x 164mm W x 9mm D

MODEL	TYPE	ILLUMINATION COLOR OPTIONS
SLWIC3X	Single	

Replace "X" with **A** = Amber, **R** = Red

Design Features
56 LEDs

HIDE-A-BLAST™ BULLET™ SERIES
LED CONCEALED WARNING



12-24V | 0.5A | 16 FP

1.3" H x 1.0" Diameter | 33mm H x 25mm Diameter (ND0010)
2.3" H x 1.0" Diameter | 60mm H x 25mm Diameter (ND0011)



MODEL	MOUNT	TYPE	ILLUMINATION COLOR OPTIONS
ND0010X	Self-Adhesive, 2 Bolt	Single, 3/4" Shaft	
ND0011X	Self-Adhesive, 2 Bolt	Single, 2" Shaft	

Design Features

Self-adhesive — no mounting hardware required (can be secured with screws, if desired) | 2 high-intensity, 3-watt LEDs | Synchronizes with additional units (simultaneous or alternating) | Single 1/2" (13mm) hole for installation | 9' (2.7m) cord | Nickel-plated aluminum housing

HB4PAK HIDE-A-BLAST™ SERIES
SAE CLASS I LED | ULTRA-SLIM DESIGN



COMES IN PAIRS

12-24V | 14 FP (Single) 25 FP (Dual)
 1.6" H x 1.6" W x 1" D | 40mm H x 40mm W x 27mm D

MODEL	MOUNT	TYPE	ILLUMINATION COLOR OPTIONS
HB4PAK-X (2)	Flush	Single	
HB4PAK-XX (2)	Flush	Single	
HB4PAKMC-XX (2)	Flush	Dual	

Replace "X" with **A** = Amber, **B** = Blue, **G** = Green, **R** = Red, **W** = White

Design Features

Weather and vibration proof, the HB4PAK is easy to install and comes with 14 pre-loaded flash patterns to help warn drivers and pedestrians | 4 LEDs single-color and 6 LEDs dual-color | Synchronous capability | Flush mount with supplied grommet | L-shaped bracket mount available | Dimming capability | 9' (2.7m) cable with Y connectors

VIBRANT™ HIDE-A-BLAST™ SERIES
LED | AUXILIARY OR UNDERCOVER LIGHT



12-24V | 0.7A | 16 FP
 0.87" H x 1.51" Diameter | 22mm H x 8mm Diameter

MODEL	MOUNT	TYPE	ILLUMINATION COLOR OPTIONS
VX	1" Hole or Surface	Single, 6 LED	

Replace "X" with **A** = Amber, **B** = Blue, **R** = Red, **W** = White

Design Features

Synchronizable to additional heads | Low profile mounting flange and black bezel | Self-contained and in-line power module 9' (2.7m) pre-wired cable | Nickel plated housing

HB6PAK HIDE-A-BLAST™ SERIES

LED | LOW PROFILE



12-24V | 1.05A | 20 FP

0.591" H x 0.984" Diameter | 15mm H x 25mm Diameter (lighthead)

MODEL	MOUNT	TYPE	ILLUMINATION COLOR OPTIONS
HB6PAK-X	Surface	Single, 6 LED	
HB6PAK-XX	Surface	Split, 6 LED	

Replace "X" with **A** = Amber, **B** = Blue, **R** = Red, **W** = White

Design Features

15' (4.6m) cable

TWIST LOCK HIDE-A-BLAST™ SERIES

LED | FORD POLICE INTERCEPTOR UTILITY AND SEDAN



12-24V | 1.05A | 20 FP

1.4" H x 1.0" Diameter | 36mm H x 26mm Diameter (lighthead)

MODEL	MOUNT	TYPE	ILLUMINATION COLOR OPTIONS
HB6PAK-PI-X	Twist Lock	Single, 6 LED	
HB6PAK-PI-XX	Twist Lock	Split, 6 LED	

Replace "X" with **B** = Blue, **R** = Red, **W** = White

Design Features

Rubber gasket eliminates water ingress designed to work with the Ford Factory Prep Option (PI Utility 2016+ Tail Light Assembly) 86T, (PI Utility 2011-14 Headlight Assembly) 86P and (PI Sedan Headlight Assembly) 13P

WILDCAT™ HIDE-A-BLAST™ SERIES LED CONCEALED WARNING



12-24V | 0.5A | 16 FP

1.5" W x 0.9" Diameter | 38mm H x 22mm Diameter

MODEL	MOUNT	TYPE	ILLUMINATION COLOR OPTIONS
W6X	1" Hole	4 LED, 1 Head	
W6XX	1" Hole	4 LED, 1 Head	
DW6XX (Double Head)	1" Holes	4 LED, 2 Heads	(Single color each head)

Replace "X" with **A** = Amber, **B** = Blue, **R** = Red, **W** = White

Design Features

Self-contained and in-line power module | Mounts into 1" (25 mm) hole | 9' (2.7m) pre-wired cable | Nickel plated housing

Two head models: Red/blue head combination available | Shared power module | Pre-wired cable; 7' (2.1m) module, 7' (2.1m) head A, 4' (1.2m) head B

*Note: Single and double head models have same specs, except double head models come in a pair and share a power module.

ZENITH™ HIDE-A-BLAST™ SERIES LED | HEAD AND TAIL LIGHT



12-24V | 0.5A | 16FP

1.3" H x 1.5" Diameter | 33mm H x 38mm Diameter

MODEL	MOUNT	TYPE	ILLUMINATION COLOR OPTIONS
Z1X	1" Hole	Single, 6 LED	
Z1XX	1" Hole	Split, 6 LED	

Replace "X" with **A** = Amber, **B** = Blue, **R** = Red, **W** = White

Design Features

Provides exceptional bright light output where space is limited | Self-contained and in-line power module | 9' (2.7m) pre-wired cable | Nickel-plated housing

9 LED HIDE-A-BLAST™ SERIES LED CONCEALED WARNING



12-24V | 0.6A | 30 FP

0.9" H x 1.5" Diameter | 22mm H x 38mm Diameter

MODEL	MOUNT	TYPE	ILLUMINATION COLOR OPTIONS
HB915X	1" Hole	Single, 9 LED	

Replace "X" with **A** = Amber, **B** = Blue, **R** = Red, **W** = White

Design Features

Multiple colored LEDs allow use of the lights in both head light and tail light locations | Universal fit for all vehicles | 15' (4.6) cable | Self-contained and sealed control module — no need for a separate flasher module

LED FLASHER DRIVES UP TO 20 LED HEADS



12V | 20A | 12 FP

1.0" H x 3.0" W x 1.9" D | 24mm H x 76mm W x 48mm D

MODEL	CONNECTION
LEDFLASHER1	Connector
LEDFLASHER1W	Wired

Design Features

Input surge protection | Reverse polarity protection | Waterproof design | Two random pattern selection modes | On/off control wires | Single wire flash pattern selection

MOUNTING BRACKETS

T-REX®, XTP3 and TORUS® LIGHTS (TRS)

L Shaped Brackets:

- XT3LBKT** | 90° 'L' shaped bracket (XTP3/T-REX)
- XT3-DL** | 90° 'L' shaped bracket universal single deck light (XTP3/T-REX)
- XT3-DL2** | 90° 'L' shaped bracket universal stacked deck light (2-XTP3/2-T-REX)

B-Pillar/Window Brackets:

- BPILBKT-CP** | B-Pillar 100° bracket for Caprice (2011+) (XTP3/T-REX)
- BPILBKT-PI** | B-Pillar 90° brackets for PI Sedan (2012+) & Charger (2011+) (XTP3/T-REX)
- TRXWIND** | Bracket, side window mount (XTP3/T-REX/TRS3)
- XT3PPBKT-S** | Prisoner partition bracket (Setina) (XTP3/T-REX)

Grille Brackets:

- XT3GRL** | Universal bolt-on grille bracket (single) (XTP3/T-REX)
- GMBCV** | Grille bracket (pair), Crown Vic (2004-11) (XTP3/T-REX/TRS3/LED X/TRS6)
- GMBCH11** | 90° 'L' shaped/grille bracket (pair), Charger (2011-14) (XTP3/T-REX/TRS3/LED X/ XTP6/TRS6)
- GMBCHR** | 90° 'L' shaped/grille bracket (pair), Charger (2006-10) (XTP3/T-REX/TRS3/LED X/ TRS6)
- GMBEN07** | 90° 'L' shaped/grille bracket (pair), Expedition (2007-13) (XTP3/T-REX/TRS3/ LED X/TRS6)
- GMBEN06** | 90° 'L' shaped/grille bracket (pair) Expedition (2006) (XTP3/T-REX/TRS3/LED X/ TRS6)
- GMBEXI** | 90° 'L' shaped/grille bracket (pair), Explorer only (2011+) (XTP3/T-REX/TRS3/LED X/ XTP6/TRS6)
- GMBEXP** | Grille bracket (pair), Explorer (2006-10) (XTP3/T-REX/TRS3/LED X/TRS6)
- GMB-F150** | Grille mount bracket - F150 (2015+) (XTP3/T-REX/Chase)
- GMBF15008** | Grille bracket (pair, installs 4 lights), F150 (2008-10) (XTP3/T-REX/TRS3/LED X/TRS6)
- GMBIMP06** | Grille bracket (pair), Impala (2006-13) & Impala Limited (2014+) (XTP3/T-REX/ TRS3/LED X/TRS6)
- GMBPI** | 90° 'L' shaped/grille bracket (pair), PI Sedan (2012+) (XTP3/T-REX/TRS3)
- GMBPIU** | Grille bracket (pair), PI Utility (2012-15) (XTP3/T-REX/TRS3/XTP4/LED X/MR6/ XTP6/TRS6)
- GMBPIU-15** | Grille light bracket (XTP3/T-REX/TRX6/XTP4/XTP6/MR6/Chase) (Works on ECO Boost models also)
- GMBTH** | Grille bracket (pair), Tahoe (2007-14) (XTP3/T-REX/TRS3/LED X/TRS6)

Mirror Mount:

- TRXOMMNT** | Outside mirror mount (pair), Universal (T-REX)
- XTOMMNT-CV** | Outside mirror mount (pair), Crown Vic (2004-11) (XTP3/T-REX)
- XTOMMNT-EN07** | Outside mirror mount (pair), Expedition (2007+) (XTP3/T-REX)
- XTOMMNT-EXP** | Outside mirror mount (pair), Explorer (2006-10) (XTP3/T-REX)
- XTOMMNT-IM06** | Outside mirror mount (pair), Impala (2006-13) & Impala Limited (2014+) (XTP3/T-REX)
- XTOMMNT-TH07** | Outside mirror mount (pair), Tahoe (2007-14) (XTP3/T-REX)

Trunk Lid Brackets:

- TLB-CH11** | Trunk lid bracket (single), Charger (2011-14) (XTP3/T-REX)
- TLB-CHR** | Trunk lid bracket (single), Charger (2006-10) (XTP3/T-REX/TRS3/LED X)
- TLB-CP** | Trunk lid bracket (single), Caprice (2011+) (XTP3/T-REX/TRS3/LED X/XTP6/TRS6)
- TLB-CV** | Trunk lid bracket (single), Crown Vic (2004-11) (XTP3/T-REX/TRS3/LED X/TRS6)
- TLB-IMP06** | Trunk lid bracket (single), Impala (2006-13) & Impala Limited (2014+) (XTP3/T-REX/TRS3/LED X/TRS6)
- TLB-PI** | Trunk lid bracket (single), PI Sedan (2012+) (XTP3/T-REX/TRS3)

License Plate Brackets:

- XT3LPBKT** | Universal license plate bracket (XTP3/T-REX)
- LPBKT-TH15** | License plate mounting bracket, Tahoe (2015+) (XTP3/T-REX/MR6/LED X)

- LXEXLPBKT-CHR** | License plate bracket w/1" offset of vertical lighthouse mounting, Charger (2006-10) (XTP3/T-REX/MR6/LED X)

- LXEXLPBKT-CV06** | License plate bracket w/3" offset of horizontal lighthouse mounting, Crown Victoria (2004-11) (XTP3/T-REX/LED X)

- LXEXLPBKT-IMP06** | License plate bracket w/2" offset of vertical lighthouse mounting, Impala (2006-13) & Impala Limited (2014+) (XTP3/T-REX/MR6/LED X)

- LXEXLPBKTTRTH** | License plate bracket w/0.5" offset of vertical lighthouse mounting, Tahoe (2007-14) (XTP3/T-REX/LED X)

- LXEXLPBKT-CH11** | License plate bracket w/2" offset of vertical lighthouse mounting, Charger (2011-14) (XTP3/T-REX/MR6/LED X)

- LXEXLPBKT-CH15** | License Plate Bracket w/2" offset of vertical lighthouse mounting, Charger (2015+) (XTP3/T-REX/MR6/LED X)

Push Bumper:

- PBH45** | Push bumper bracket, horizontal 45° angle (XTP3/T-REX/XTP4/MR6) (pair)
- PBV45** | Push bumper bracket, vertical 45° angle (XTP3/T-REX/TRS3/MR6/TRS6) (pair)

XTP4, Mega Thins™ (ULT)

L Shaped Brackets:

- XT4LBKT** | 90° 'L' shaped bracket (XTP4/ULT)
- XT4-DL2** | 90° 'L' shaped bracket universal stacked deck light (2-XTP4)

Grille Brackets:

- XT4GRL** | Universal bolt-on grille bracket (single) (XTP4/ULT)
- GMBPIU** | Grille bracket (pair), PI Utility (2012-15) (XTP3/T-REX/TRS3/XTP4/LED X/MR6/ XTP6/TRS6/ULT)
- GMBPIU-15** | Grille light bracket (XTP3/T-REX/TRX6/XTP4/XTP6/MR6/Chase/ULT) (Works on ECO Boost models also)
- GMBXT4-F150** | Grille mount bracket - 2015+ F150 (XTP4/ULT)
- GMBTH-15** | Grille bracket (pair), Tahoe (2015+) (XTP4/MR6/ULT)
- UPGMB-PIU** | Ford PI Utility (2016+) custom fit upper grille light brackets (pairs) (MegaThins, XTP4)

Outside Mirror Mount:

- XT4MMNT** | Mirror, and/or bumper mount bracket (XTP4/ULT) & universal
- XT4MMNT-CH15** | Mirror mount charger (2015+) (XTP4/ULT)
- XT4OMMNT-TH15** | Mirror mount bracket (pair), Tahoe (2015+) (XTP4/ULT)

Push Bumper:

- PBH45** | Push bumper bracket, horizontal 45° angle (XTP3/T-REX/XTP4/MR6/ULT) (pair)

Fog Light Area:

- FOGBKT-TH15** | Fog light bracket kit (pair), Tahoe (2015+) (2-XTP4/ULT lights sold separately)

License Plate Bracket:

- LXEXLPBKT-PIU** | Front license plate bracket (XTP3/T-REX/TRX6/XTP4/XTP6/MR6/Chase/ULT)
- LXEXLPBKT-PIU** | Rear license plate bracket (XTP3/T-REX/TRX6/XTP4/XTP6/MR6/Chase/ULT)

Spoiler Bracket:

- UPRRBKT-PIU** | Spoiler bracket for the PI Utility (and other rear spoilers) using the Mega Thin (ULT), MR6, M180 or XTP4 Light

XTP6

L Shaped Brackets:

- XT6LBKT** | 90° 'L' shaped bracket (MR6/XTP6)
- GMBCH11** | 90° 'L' shaped/grille bracket (pair), Charger (2011-14) (XTP3/T-REX/TRS3/LED X/ XTP6/TRS6)

MOUNTING BRACKETS

GMBEXI | 90° 'L' shaped/grille bracket (pair), Explorer only (2011+) (XTP3/T-REX/TRS3/LED X/XTP6/TRS6)

Grille Brackets:

XT6GRL | Universal bolt-on grille bracket (single) (XTP6)

GMBCH11 | 90° 'L' shaped/grille bracket (pair), Charger 2011-14) (XTP3/T-REX/TRS3/LED X/XTP6/TRS6)

GMBEXI | 90° 'L' shaped/grille bracket (pair), Explorer only (2011+) (XTP3/T-REX/TRS3/LED X/XTP6/TRS6)

GMBPIU | Grille bracket (pair), PI Utility (2012-15) (XTP3/T-REX/TRS3/XTP4/LED X/MR6/XTP6/TRS6)

GMBPIU-15 | Grille light bracket (XTP3/TREX/TRX6/XTP4/XTP6/MR6/Chase)
(Works on ECO Boost models also)

License Plate Brackets:

LXEXLPBKT-CH15 | License plate bracket w/2" offset of vertical lighthouse mounting, Charger (2015+) (XTP3/T-REX/MR6/LED X)

LXEXLPBKT-PIU | Front license plate bracket (XTP3/TREX/TRX6/XTP4/XTP6/MR6/Chase)

LXEXLPBKTR-PIU | Rear license plate bracket (XTP3/TREX/TRX6/XTP4/XTP6/MR6/Chase)

Trunk Lid Brackets:

TLB-CP | Trunk lid bracket (single), Caprice (2011+) (XTP3/T-REX/TRS3/LED X/XTP6/TRS6)

MR6

L Shaped Brackets:

MR6LBKT | 90° 'L' shaped bracket (MR6)

Fog Light Brackets:

FOGBKT-CH15 | MR6 fog light bracket for Dodge Charger 2015+ (light sold separately)

Grille Brackets:

GMBPIU | Grille bracket (pair), PI Utility (2012-14) (XTP3/T-REX/TRS3/XTP4/LED X/MR6/XTP6/TRS6)

GMBPIU-15 | Grille bracket (pair), PI Utility (2015+) (XTP3/T-REX/TRS3/XTP4/LED X/MR6/XTP6/TRS6) Works on ECO Boost models also)

GMBTH-15 | Grille bracket (pair), Tahoe (2015+) (XTP4, MR6, ULT)

Headliner Brackets:

HDLNBKT-CH15 | Headliner bracket for Charger (2015+) (2-MR6)

HDLNBKT-PI | Headliner bracket for Ford PI Sedan (2013+) (2-MR6)

HDLNBKT-PIU | Headliner bracket for Ford PI Utility (2013+) (2-MR6)

HDLNBKT-EXP | Headliner bracket for Ford Expedition (2013+) (2-MR6)

HDLNBKT-RAM | Headliner bracket for Dodge Ram (2013+) (2-MR6)

HDLNBKT-TH15 | Headliner bracket for Chevy Tahoe (2015+) (2-MR6)

Outside Mirror Mount:

MR6GOMMNT-TH15 | Mirror mount bracket (pair), Tahoe (2015+) (MR6)

License Plate Brackets:

LPBKT-TH15 | License plate mounting bracket, Tahoe (2015+) (XTP3/T-REX/MR6/LED X)

LXEXLPBKT-CHR | License plate bracket w/1" Offset of vertical lighthouse mounting, Charger (2006-10) (XTP3/T-REX/MR6/LED X)

LXEXLPBKT-IMP06 | License plate bracket w/2" offset of vertical lighthouse mounting, Impala (2006-13) & Impala Limited (2014+) (XTP3/T-REX/MR6/LED X)

LXEXLPBKT-CH11 | License plate bracket w/2" offset of vertical lighthouse mounting, Charger (2011-14) (XTP3/T-REX/MR6/LED X)

LXEXLPBKT-CH15 | License plate bracket w/2" offset of vertical lighthouse mounting, Charger (2015+) (XTP3/T-REX/MR6/LED X)

LXEXLPBKT-PIU | Front license plate bracket (XT3/TREX/TRX6/XT4/XT6/MR6/Chase)

LXEXLPBKTR-PIU | Rear license plate bracket (XT3/TREX/TRX6/XT4/XT6/MR6/Chase)

Push Bumper:

PBH45 | Push bumper bracket, horizontal 45° angle (XTP3/T-REX/XTP4/MR6) (pair)

PBV45 | Push bumper bracket, vertical 45° angle (XTP3/T-REX/TRS3/MR6/TRS6) (pair)

MR6LBKT | MR6 "L" bracket for push bumper, rear deck, side windows, etc

Head Light:

HDLGTBKT-PIU | Pair of headlight brackets for 2015 PI Utility (MR6)

Spoiler Bumper:

UPRRBKT-PIU | Spoiler bracket for the PI Utility (and other rear spoilers) using the Mega Thin (ULT), MR6, M180 or XTP4 light

Rear Bumper:

RBM-PIU | Rear bumper mounts for Ford PIU, pair, MR6

Wedge:

MR6-WEDGEKIT | Wedge kit, includes 4 fitted rubber wedges at 5 degrees for the MR6 or M180 Light

Chase™

Grille Brackets:

CHSGRL | Chase™ bolt-on grille bracket

M180™

Below Mirror Brackets:

BSM-BKT-PIU | M180 intersection light bracket, below side mirror, PI Utility

BSM-BKT-PI | M180 intersection light bracket, below side mirror bracket, PI Sedan

BSM-BKT-TH | M180 intersection light bracket, below side mirror bracket, Tahoe

BSM-BKT-CH | M180 intersection light bracket, below side mirror bracket, Charger

BSM-BKT-F150 | M180 intersection light bracket, below side mirror bracket, F150

BSM-BKT-IMP | M180 intersection light bracket, below side mirror bracket, Impala

BSM-BKT-CP | M180 intersection light bracket, below side mirror bracket, Caprice

Front of Mirror Brackets:

FSM-BKT-PIU | M180 intersection light bracket, front of side mirror bracket, PI Utility

FSM-BKT-PI | M180 intersection light bracket, front of side mirror bracket, PI Sedan

FSM-BKT-TH | M180 intersection light bracket, front of side mirror bracket, Tahoe

FSM-BKT-CH | M180 intersection light bracket, front of side mirror bracket, Charger

FSM-BKT-IMP | M180 intersection light bracket, front of side mirror bracket, Impala

FSM-BKT-CP | M180 intersection light bracket, front of side mirror bracket, Caprice

Brackets:

MR6-WEDGEKIT | Wedge kit, includes 4 fitted rubber wedges at 5 degrees for the MR6 or M180 Light

UPRRBKT-PIU | Spoiler bracket for the PI Utility (and other rear spoilers) using the Mega Thin (ULT), MR6, M180 or XTP4 Light

M180L-LBKT | 90° 'L' shaped bracket (M180L)

*See Code 3 Pricebook for the complete listing of all brackets

INCLUDES

CODE 3

BACTERIA KILLING COMPARTMENT LIGHTING

Code 3's compartment light powered by Vital Vio™ multi-tasks by providing continuous disinfection of bacteria on objects and surfaces, while providing safe illumination with its precisely engineered wavelengths of visible light. Vital Vio's lighting technology is proven effective in killing bacteria and other harmful organisms including; MRSA, Salmonella, E. Coli and C. Diff.

COMPARTMENT LIGHT POWERED BY LED VITAL VIO™ TECHNOLOGY



12-24V | 1.5A

0.5" D x 9" Diameter | 13mm D x 229mm Diameter



Complete Emergency System accessories
and replacement parts available at
www.code3esg.com



MODEL	GERM FIGHTING	LEDS	CONNECTOR	ILLUMINATION COLOR OPTIONS
PCL-LED-VV	Yes	48	Bare leads	<input type="checkbox"/>
PCL-LED-VV-P	Yes	48	Deutsch	<input type="checkbox"/>

Design Features

Utilizes proven VioSafe™ white light disinfection technology to provide continuous disinfection of bacteria on high-touch surfaces in interior environments such as prisoners vans and crime scene vehicles | Dramatically reduces contamination while providing white light illumination safe for humans and animals | Successfully reduces the presence of harmful bacteria and decreases costs associated with illnesses, contamination of goods, and regulatory fines | Fits in an in 7.0" cutout
Bright and dim mode available

CW0100 SERIES STRIP LIGHTING



12V | SPLICEABLE | HIGH-BOND TAPE

0.6" H x 0.2" D | 14mm H x 5mm D

MODEL	LENGTH	TYPE	LUMENS (RAW)	AMPS
CW0106	6" 152mm	9 LED	185	0.2
CW0112	12" 305mm	18 LED	350	0.4
CW0124	24" 609mm	36 LED	700	0.7
CW0136	36" 914mm	54 LED	1400	1.1
CW0177	16' 4,877mm	114 LED	2,600	3.6
CW0100	76.5" 1943mm	288 LED	-	1.7

Design Features

White single color LED | Three 1-watt LEDs per 2" (51 mm) | Spliceable every 2" (51 mm) | Self-adhesive 3M high-bond VHB tape | Wire leads at both ends to allow multiple units to be connected | Each 16' (5 m) rolls comes with three sets of end caps and 6 sets of wires

CW0400 SERIES COMPARTMENT LIGHTING



12-24V | FLOOD | SURFACE MOUNT

2" H x 0.5" D | 51mm H x 13mm D

MODEL	LENGTH	TYPE	SWITCHED MODEL	ILLUMINATION COLOR
CW0400	5.4" 137mm	10 LED	CW0410	<input type="checkbox"/>
CW0400-WR	5.4" 137mm	10 LED	CW0410-WR	<input type="checkbox"/> <input checked="" type="checkbox"/>
CW0401	11.8" 300mm	22 LED	CW0411	<input type="checkbox"/>
CW0401-WR	11.8" 300mm	22 LED	CW0411-WR	<input type="checkbox"/> <input checked="" type="checkbox"/>
CW0402	17.7" 459mm	32 LED	CW0412	<input type="checkbox"/>
CW0402-WR	17.7" 459mm	32 LED	CW0412-WR	<input type="checkbox"/> <input checked="" type="checkbox"/>

Design Features

White single color and white/red dual version | Compact and slim interior vehicle compartment lights are designed for flush mount with bright white or white/red LED lighting | Only 0.5" (12mm) high when mounted | Four models are available for each length—with touch switch or without (auto on/off when vehicle door opens/closes)

CW0600 SERIES COMPARTMENT LIGHTING



12-24V | FLOOD | SURFACE MOUNT

3.9" H x 1.1" D | 100mm H x 28mm D

MODEL	LENGTH	TYPE	LUMENS (RAW)	AMPS
CW0600	18" 457mm	96 LED, Switched	2,000	1.7
CW0602	33" 838mm	192 LED, Switched	4,900	3.6

Design Features

These high-output interior lights are ideal for illuminating large spaces such as command units, box trucks, buses, prisoner transport vehicles, and training units
 Good angle coverage with high light intensity | Integrated switch for easy on/off | Easy installation in a variety of locations with concealed fasteners | Aluminum housing | Acrylic lens

CW0800 SERIES COMPARTMENT LIGHTING



Side view - 90° Corner mount

12-24V | FLOOD | 90° CORNER MOUNT

0.69" H x 0.69" D | 17mm H x 17mm D

MODEL	LENGTH	TYPE	LUMENS (RAW)	AMPS
CW0800	11.6" 296mm	12 LED	480	0.2
CW0801	21.5" 546mm	24 LED	960	0.4
CW0802	31.5" 800mm	36 LED	1440	0.6
CW0803	41.4" 1052mm	48 LED	1920	0.8
CW0804	51.3" 1301mm	60 LED	2400	1.0
CW0805	61.2" 1554mm	72 LED	2880	1.5

Design Features

Attractive gray end caps (included) to protect mounting hardware | Sleek, compact design | Extruded aluminum frame to withstand harsh environments
 Waterproof for interior or exterior use | Low profile and vibration resistant

/// CODE 3®

WHEN BRIGHTER IS BETTER

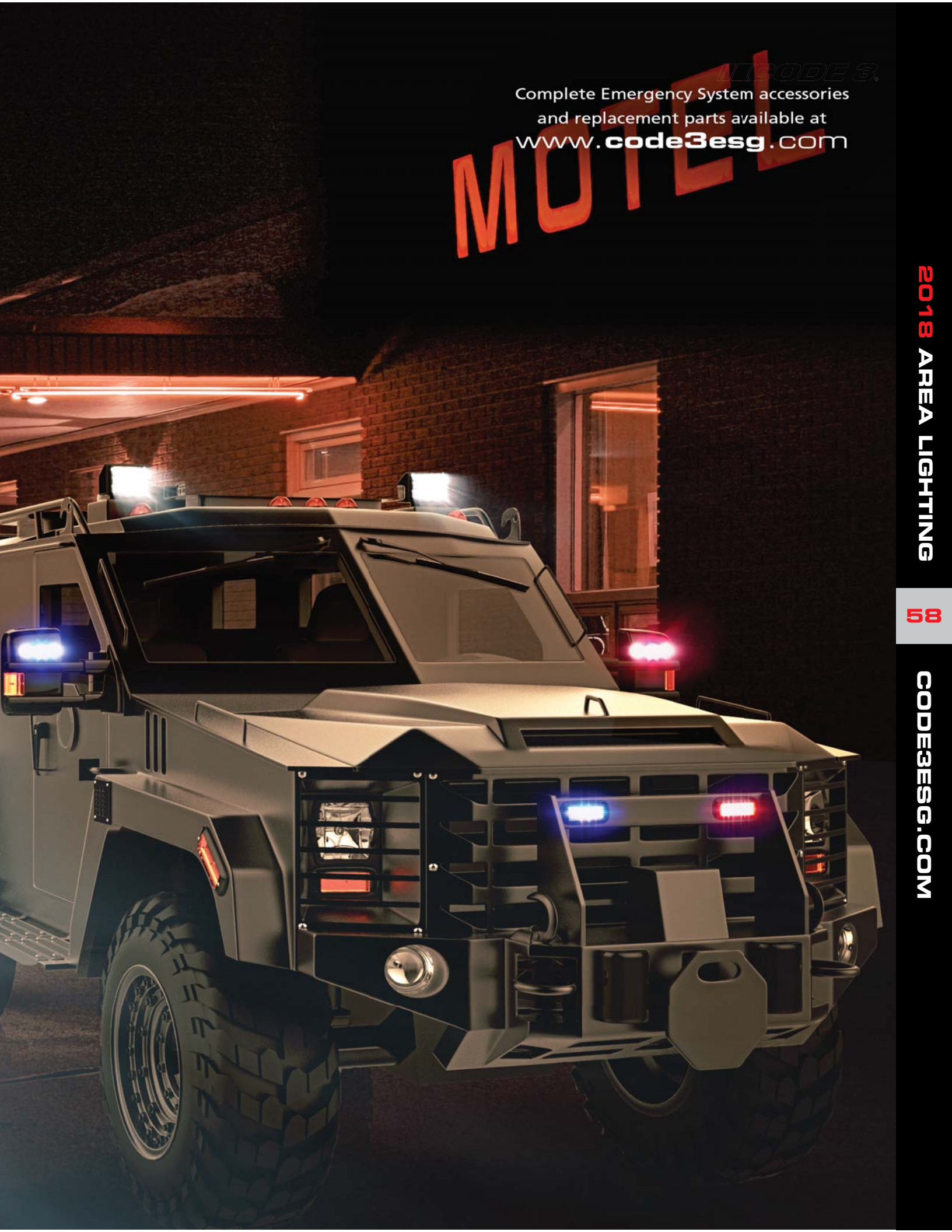
Code 3 area lighting instantly illuminates your emergency scene so response teams can detect and react quickly. Our instant-on technology, powerful output, and spot and flood combinations ensure your crew can work safely and accurately.



CODE 3

Complete Emergency System accessories
and replacement parts available at
www.code3esg.com

MOTEL



2018 AREA LIGHTING

58

CODE3ESG.COM

FOCUS360™ SERIES
MEDIUM DUTY



Lighthouse only



12-24V | 350° ROTATION - 90° TILT RANGE
5.5" H x 7.2" W x 6.5" D | 140mm H x 182mm W x 165mm D

MODEL	HOUSING COLOR	TYPE	BEAM DISTANCE	CANDELA	AMPS
CW3000	■	Spot	2,050ft 625m	88,000	1.7
CW3001	□	Spot	2,050ft 625m	88,000	1.7

Design Features

UV and impact resistant | Advanced reflective optics | Wireless controller

Options

Magnet mount kit with cigarette plug available CW3000 (CZ3014) | CW3001 (CZ3015)

FOCUS360™ SERIES
HEAVY DUTY



Lighthouse only



12-24V | 360° CONTINUOUS ROTATION - 135° TILT RANGE
6.3" H x 7.6" W x 7.6" D | 160mm H x 193mm W x 193mm D

MODEL	HOUSING COLOR	TYPE	BEAM DISTANCE	CANDELA ^{CW3011}	AMPS
CW3010	■	Spot	3,925ft 1,196m	350,000	2.8
CW3011	□	Spot	3,925ft 1,196m	350,000	2.8

Design Features

Home setting automatically returns the light to its original position upon powering off the device | UV and impact resistant | Advanced reflective optics
Wired and wireless options | Flood diffusers available in amber, red or green

Options

Magnet mount kit with cigarette plug available CW3010 (CZ3016) | CW3011 (CZ3017)

INDEPENDENT TAKEDOWN LED | HIGH IMPACT BRIGHT LIGHT

12V | 1.5A | STEADY BURN

2.5" H x 2.3" W x 3" D | 64mm H x 58mm W x 76mm D

MODEL	ILLUMINATION COLOR
LTD901	<input type="checkbox"/>

Design Features

High intensity LEDs with clear lens | Steady burn white light | Black aluminum die cast



UNIVERSAL WORKLIGHT LONG-LASTING



12-24V | COMBINATION OPTICS

4.9" H x 4.3" W x 2.2" D | 124mm H x 110mm W x 55mm D

MODEL	TYPE	LUMENS (RAW)	AMPS
CW2101	Flood	1,650	1.9

Design Features

Six 3-watt LEDs | Stylish aluminum heatsink housing | Polycarbonate lens | Zinc plated steel mounting bracket



HEAVY-DUTY WORKLIGHT HIGH-POWERED, HEAVY-DUTY



12-24V | VIBRATION-PROTECTED BRACKET

6.2" H x 5.7" W x 4.6" D | 157mm H x 145mm W x 117mm D

MODEL	TYPE	LUMENS (RAW)	AMPS
CW2311	Flood	4,950	5.3

Design Features

Clear polycarbonate lens | Nine 10-watt LEDs | Aluminum heatsink housing | Heavy-duty stainless steel articulating bracket



CW2441
LIGHT DUTY



12-24V

1.9" H x 6.3" W x 2.5" D | 47mm H x 160mm W x 63mm D

MODEL	TYPE	LUMENS (RAW)	AMPS
CW2441	Flood	1,000	0.8

Design Features

Clear polycarbonate lens | Six 3-watt LEDs | Aluminum heat sink housing

PORTABLE WORKLIGHT
LIGHT DUTY



Lighthouse only

12V | RECHARGABLE | MAGNETIC

7.7" H x 4.5" W x 3.9" D | 195mm H x 115mm W x 100mm D

MODEL	TYPE	LUMENS	HOUSING	ILLUMINATION COLOR
CW2461CWR	Flood	650	Black	<input type="checkbox"/> <input checked="" type="checkbox"/>
CW2461CWB	Flood	650	Black	<input type="checkbox"/> <input checked="" type="checkbox"/>
CW2461-CAMO	Flood	650	Camo	<input type="checkbox"/>

Design Features

Rechargeable lithium battery with 3 to 4 hour run time | Clear polycarbonate lens | Five 3-watt LEDs | Five flash modes for models CWR - flashes red, CWB - flashes blue | Three flash modes for model CAMO - flashes white | Lighter plug (CW4003) and AC plug charger (CW4002-NA) included | Aluminum heatsink housing (black)

DISCLAIMER: Product performance and specifications are based upon evaluation of a fully-charged new battery. It is normal for all batteries to degrade and lose capacity over time.

UTILITY BARS
8" SINGLE ROW



UTLY08-SF

12-24V | SURFACE / PEDESTAL MOUNT

2" H x 7.6" W x 3.3" D | 51mm H x 193mm W x 84mm D

MODEL	WIDTH	TYPE	LUMENS (RAW)	AMP
UTLY08-SF	8" 203mm	Flood	1,100	1.9
UTLY08-SS	8" 203mm	Spot	1,150	1.9

Design Features

Clear polycarbonate lens | Exterior worklight | Heavy-duty aluminum heatsink housing

DOUBLE ROW



UTLY33-DC

UTLY08-DF

12-24V | SURFACE / PEDESTAL MOUNT

3" H x 4.3" D | 76mm H x 109mm D

MODEL	WIDTH	TYPE	LUMENS (RAW)	AMP
UTLY08-DF	8" 203mm	Flood	2,150	3.8
UTLY08-DS	8" 203mm	Spot	2,475	3.8
UTLY14-DC	14" 356mm	Flood / Spot Combo	6,700	9.3
UTLY25-DC	25" 635mm	Flood / Spot Combo	12,325	17.3
UTLY33-DC	33" 838mm	Flood / Spot Combo	16,800	25.0

Design Features

Clear polycarbonate lens | Exterior worklight | Heavy-duty aluminum heatsink housing

/// CODE 3®

ANNOUNCE YOUR PRESENCE

Code 3 sirens and speakers get the message across loud and clear. With simplicity of design and rugged construction that results in cycle after cycle of dependability, you'll find Code 3 at work in the field all over the world wherever duty calls.



Complete Emergency System accessories
and replacement parts available at
www.code3esg.com



Z3™ SIREN
EASY TO OPERATE CONTROL HEAD



12V | 100W

3.3" H x 6.8" W x 1" D | 84mm H x 172mm W x 27mm D (control head)
4" H x 9.75" W x 6.8" D | 100mm H x 248mm W x 172mm D (amplifier)

MODEL	CONTROLLER
Z3	Push Button

Design Features

Easy to operate controller with three distinct zones: sirens and primary lighting (red), auxiliary lighting and other equipment (blue), and traffic or warning function (yellow) | Programmable three level slide switch with a programmable fourth position | Eight programmable auxiliary buttons (two can be programmed for positive or ground switching) | Five programmable siren buttons (program different tones for each one) | ArrowStik® can be programmed for different flash patterns and speeds, as well as the warning flash pattern itself | Public address (PA) stuck mic sensor | Built in "battery voltage check" sensor shuts down lights, and sirens when voltage runs below a programmed setting, no more dead batteries after a call | Sleep mode timer | Horn-ring transfer | Built-in "park kill" Built-in siren lock function | Different size and shape buttons are quickly found allowing operation of all lights and siren functions without taking eyes off the road. Buttons are also backlit and change color | Banshee® siren amp compatible for additional features Light control current load: 3-level switch, 4 outputs, 50 amps maximum combined total | Auxiliary switches A thru D: 5 amps maximum each aux | Auxiliary switches E thru H: 10 amp maximum each aux

Z3™ SWIF & Z3™ HUB
2014 + FORD POLICE INTERCEPTOR (PI) SEDAN



12V

2" H x 4.25" W x 0.75" D | 51mm H x 107mm W x 19mm D (Swif)
2" H x 4.25" W x 0.75" D | 51mm H x 102mm W x 19mm D (Hub)

MODEL	CONTROLLER
Z3-SWIF	Z3 Hub Extension
Z3HUB	Steering Wheel Interface (Ford PIU)

Design Features

Z3 Swift — (Utility Steering Wheel Interface) The Ford steering wheel remappable switches are transformed into a Z3 control input allowing easily programming of each one of the (4) numbered switches, providing any lighting or siren functions needed. | Provides a true "Hands-Free" capability for lighting and siren functions on Ford PI sedan or utility. | Easily program multiple SWIFs through the Z3 control head for multiple vehicle installations in a matter of seconds. | The SWIF module also comes with two additional inputs that can be used for other remote switching capabilities.

Z3 Hub — The Z3 Hub is designed with six input ports allowing the operation of multiple devices through the siren amplifier. | Connects all of the Code 3 siren related products with the Z3 Hub allowing each product to communicate with every other connected product. | Two foot long CAT5 cable

XCEL™ SIREN
PROGRAMMABLE SIREN



12 OR 24V | 100W OR 200W | 15A per level

2.8" H x 6.6" W x 6.3" D | 71mm H x 167mm W x 160mm D

MODEL	CONTROLLER	VOLTS
3492L6S	Tones and Lighting Control, Permanent Mic	12
3492	Tone Control, Permanent Mic	12
3492L6MJ	Tones and Lighting Control with Mic Jack	12
3492MJ	Tone Control with Mic Jack	12
3496PL	No Siren Tones and Lighting Control, Permanent Mic	24
3496P	No Siren Tones and No Lighting Control (Airhorn, P.A. and RRB only), Permanent Mic	24

Design Features

Console mount rotary siren with with programmable three-level slide switch and 6 programmable auxillary switches with insertable legends and with 12 dip switches for configuring Constant visual identification test of speaker integrity and lighting functions make for the fastest siren diagnostics on the market | Five rotary switch positions: Standby, Wail, Yelp, Alt Tone, and Radio | Unique programming features including latching of auxiliary buttons to level outputs allow the officer to keep their eyes on the road for longer periods of time | Backlighting on buttons can be adjusted to the officer's preference | Program California T13 compliance with the flip of a switch Positive or negative Park-Kill and Horn-Ring transfer triggers allow for easy installation on all vehicle types | Visual notification of switching and programming functions, Plug 'n Play fuses and connections for easy installation and service | Oversized manual wail and air horn buttons | 11 built-in automotive style fuses | Banshee® siren amp compatible for additional features

BANSHEE® SIREN AMP
AMPLIFIER SIREN SYSTEM WITH DUAL TONE
AND LOW FREQUENCY



12V | 100W OR 200W

2.8" H x 8.5" W x 5.7" D | 71mm H x 216mm W x 145mm D

MODEL

3450

Design Features

A secondary siren amplifier with the ability to upgrade your system with dual and low frequency siren tones | Eight universal-dual tones (Wail, Yelp, Hyper-Yelp 1, Hyper-Yelp 2, Hi-Lo 1, Hi-Lo 2, Hyper-Lo 1, Hyper Lo 2). | Three low-frequency tones (synchronized 1/2 frequency, low frequency Yelp, and low frequency Wail) Eight low frequency time out settings (7.5, 15, 22.5, 30, 37.5, 45, 52.5 and 60 seconds) | Eight individual tones for each of the Code 3 Z3 siren tone push-button (Wail, Yelp, Hyper-Yelp 1, Hyper-Yelp 2, Hi-Lo 1, Hi-Lo 2, Hyper-Lo 1, Hyper-Lo 2) | Special tones for specific emergency situations that call for added attention: Command Alert, Yelp Stop, Wail Stop, and Air Horn | Works with standard size 100W speakers | Operate the electronic Air Horn independently of the primary siren (by itself as an alert) or while the primary siren is in full operation | All inputs can be configured for positive or negative activation | Compatible with any siren system already on the market

Options

Code 3 C3100™ speakers are capable of producing low frequency tones. At 6.3" x 6.3" x 3" (160 x 160 x 76 mm) They fit in a variety of locations

SPRINTER™ SIREN

UNITED STATES AND EUROPEAN TONES



12 OR 24V | 100W

2" H x 3.7" W x 0.65" D | 51mm H x 94mm W x 17mm D (control head)
 2" H x 3.6" W x 7.6" D | 51mm H x 91mm W x 193mm D (amplifier)

MODEL	CONTROLLER	VOLTS
3750 (US Tones)	Lighting and Siren Control	12
3751 (US Tones)	Lighting and Siren Control	24
3760 (EU Tones)	Lighting and Siren Control	12
3764 (EU Tones)	Lighting and Siren Control	24

Design Features

Siren Capabilities

The pocket sized control head (same size as a credit card) can be mounted easily even where space is limited | Increased cooling capabilities and power surge protection | US Tones: Wail, Yelp, Hi-Lo, Manual | 28 European Tones (EU) | Public address (PA) with built-in noise cancelling microphone with integrated volume control | Password protected volume and programming functions | Programmable siren controls | Radio rebroadcast | Horn Ring option | Backlit buttons with on/off intensity change | Externally accessible 15 amp fuse | Control head comes with extension cable | Banshee® siren amp compatible for additional features | Optional cradle mount (model 3751)

H₂COVERT SIREN

HAND-HELD CONTROLLER SIREN SYSTEM



12V | 100/200W

2.4" H x 5.9" W x 1.2" D | 31mm H x 150mm W x 60mm D (control head)
 6.2" H x 7.1" W x 2.7" D | 158mm H x 180mm W x 67mm D (amplifier)

MODEL	CONTROLLER
3599L5	Progressive
3595L5	Semi-Progressive

Design Features

Allows for installation in undercover or nontraditional emergency vehicles or when space is limited | Provides user with full control of siren, lights, and PA mic all in a handheld, backlit controller | Siren tones: Wail, Yelp, Hi-Lo, Hyper-Lo, Hyper-Yelp, Whoop, Manual Wail, and Air Horn | Public address (PA) with built-in noise cancelling mic | Radio rebroadcast, instant on, and stand-by | Siren scroll and siren park kill with level three Drop-Out option* | Horn ring transfer* | Fuse box located on top of switch box for easy serviceability | Push button programmable siren tones* | Two programmable airhorn pitch tones* | 25 ft extension cable | Banshee® siren amp compatible for additional features

*User selectable features

MASTERCOM™ B
ELECTRIC AIR HORN



3892L6S

12V | 100/200W

2.9" H x 6.87" W x 8.1" D | 74mm H x 174mm W x 207mm D

MODEL	CONTROLLER
3892	Full Feature Lighting and Siren Control, Mic Jack
3892L6S	Full Feature Lighting and Siren Control

Design Features

Instant On | Adjustable backlighting | Insertable legends for light controls | Selectable Hit-N-Go or Horn Ring Scroll Mode | Mounting bail | Automatic short circuit protection | Banshee siren amp compatible for additional features

Options

InterClear and LightAlert | Plug-in microphone | Quick disconnect

SCORPION™ SIREN
EASY TONE SELECTION



3932

12V & 24V | 100W

2.1" H x 6.6" W x 6.9" D | 54mm H x 167mm W x 176mm D

MODEL	CONTROLLER	VOLTS
3932MJ	Siren Tone Control With PA and RRB, Mic Jack	12
3930	Siren Tone Control With PA Only	12
39304	Siren Tone Control With PA Only	24
3932	Siren Tone Control With PA and RRB, Perm Mic	12
39324	Siren Tone Control With PA and RRB, Mic Jack	24

Design Features

Instant on | Wail, Yelp, HiLo and HyperYelp tones | Air Horn | Output short circuit protection | Banshee® siren amp compatible for additional features

SLIMLINE SPEAKER
40% SLIMMER THAN ANYTHING ON THE MARKET



when used
with Code
3 Siren

100W

5.6" H x 5.6" W x 1.6" D | 151mm H x 151mm W x 40mm D

MODEL	VEHICLE	BRACKET TYPE	TYPE
C3900X	-	-	Stand Alone Speaker
C3900U	Universal	"U" Bail Bracket	(1)Speaker, (1)Bracket
C3900L	Universal	"L" Bracket	(1)Speaker, (1)Bracket
C3900-PIU-SD	2015+ Ford PIU	Single/Dual Speaker	(1)Speaker, (1)Bracket
C3900-PIS-SD	2015+ Ford PI	Single/Dual Speaker	(1)Speaker, (1)Bracket
C3900CHR15	2015+ Charger	Single Speaker	(1)Speaker, (1)Bracket
C3900DUR	2016+ Durango	Single Speaker	(1)Speaker, (1)Bracket
C3900SLV17	2017 Silverado	Single/Dual Speaker	(1)Speaker, (1)Bracket
C3900TH17	2017 Tahoe	Single/Dual Speaker	(1)Speaker, (1)Bracket
C3900EXPNF150-SD	2015+ F150 2018 Expedition	Single/Dual Speaker	(1)Speaker, (1)Bracket
C3990FUS-DS	2018+ Ford Fusion	Single Driver Side	(1)Speaker, (1)Bracket
C3900FUS-PS	2018+ Ford Fusion	Single Passenger Side	(1)Speaker, (1)Bracket

Design Features

For dual speaker applications, order C3900X in addition to model specific parts listed as single/dual bracket type | Extremely compact, low profile design | High efficiency | Easy to install | Aluminum housing | Banshee® siren compatible for additional features

C3100™ SPEAKER

VARIETY OF VEHICLE SPECIFIC BRACKETS



100W

6.3" H x 6.3" W x 3.3" D | 159mm H x 159mm W x 83mm D

VEHICLE	YEAR	VEHICLE SPECIFIC SPEAKER/BRACKET MODELS
Caprice	2001+	C3100CP
Charger	2015+	C3100CH15, C3100CH15-2, C3100CH15-LM
Expedition	2007+	C3100EN07
F150	2015+	C3100F15015, C3100F15015-2
Fusion	2014+	C3100FFU1
Impala	2006+	C3100IM3, C3100IM4, C3100IM4-2
Interceptor Sedan	2012+	C3100PI, C3100PI-D
Interceptor Utility	2015+	C3100-PIU, C3100-PIU-2, C3100-PIU-SD
Silverado	2016-17	C3100SLV16, C3100SLV17
Tahoe	2015-17	C3100TH15, C3100TH15-2, C3100TH17
Universal	-	C3100U, C3100U2, C3100BB
C3100X	-	No bracket

Design Features

Banshee® siren compatible for additional features | High efficiency | Easy to install

C3500 SPEAKER

LIGHTWEIGHT, RUGGED AND WATER-RESISTANT



100W

6" H x 6" W x 3.5" D | 152mm H x 152mm W x 83mm D

MODEL	VEHICLE	BRACKET TYPE
C3500U	Universal	"U" Bail Bracket

Design Features

High efficiency | Easy to install, grille mount | Universal mounting bracket

**REMOTE ROCKER MAX PAK™ REMOTE
CUSTOMIZABLE PROGRAMMING**



12V

1.5" H x 5.2" W x 5.3" D | 38mm H x 132mm W x 135mm D (switch box)
0.9" H x 2" W x 3.9" D | 23mm H x 51mm W x 99mm D (control head)

MODEL	CONTROLLER	TYPE
450R-L6	Remote Head	6 Programmable Buttons

Design Features

The remote switch allows user to program customized and control unique warning packages with a single switch box | Top three buttons can be programmed as progressive level 1, 2, 3 outputs | All six can be programmed as independent momentary, on/off, and timed output (8 sec) | Rubber membrane buttons are backlit in blue lighting | Fuse box located on top of switch box for easy accessibility | 15' (4.6m) cable between controller and switch box | Swivel style bracket or mount | One 40 ampere and five 15 ampere connections

**ROCKER MAX PAK™
LIGHTING CONTROL IN ONE SWITCH BOX**



12V

2" H x 6.2" W x 5.7" D | 55mm H x 157mm W x 145mm D

MODEL	CONTROLLER	TYPE
450-L6	None	Programmable

Design Features

440-L6 three-level progressive slide switch, six rocker switches, and pre-installed legends | Progressive slide switch Off/Level 1/Level 2/Level 3 rated for 40 amps
Switches 1-5 on/off rated 15 amps each | Switch six center off with on in up position and momentary in the down position, this switch is rated for 15 amps

PORTABLE SELF-CONTAINED KITS LIGHT AND SIREN KITS



12-24V | 100W OR 200W

11.5" H x 17.8" W x 21.8" D | 292mm H x 451mm W x 553mm D (CLSLK-1)
 9.7" H x 13.7" W x 21.56" D | 247mm H x 347mm W x 548mm D (CLSLK-2)

MODEL	SIREN	LIGHTS	SPEAKER
CLSLK-1	H ₂ Covert	(3) XT302 and (1) XT402	(1) C3500U
CLSLK-2	Sprinter	(3) XT302 and (1) XT402	(1) C3500U

Both Kits Contain

Turn Any Vehicle Temporarily Into An Emergency Vehicle | Three XT302RB LED dual head lights with mounting brackets and suction cup mounts for rear and side windows One XT402RBSS LED dual head with shroud, suction cup mounts, with 22 selectable flash patterns | One C3500U 100 watt speaker with universal mounting bracket One heavy duty waterproof travel case with a custom designed foam insert and siren amplifier mounted to case lid | Four red and black wires with quick disconnects 2' in length for LED lights mounted in windows | One brown 30' speaker wire with quick disconnect | One "C" clamp to mount speaker under the hood

CLSLK-1 One 3599L5 handheld controller siren and light control unit with quick disconnect plugs for LED lighting and speaker with a cigarette power supply plug
 CLSLK-2 One Sprinter siren (3750) handheld controller siren and light control unit with quick disconnect plugs for LED lighting and speaker with a cigarette power supply plug

72

CC7008-WK GEMINEYE™ 7" QUAD VIEW LCD COLOR WIRELESS SYSTEM



MULTI-VIEW SCREEN | SD CARD-ENABLED RECORDING | AUTO PAIRING

MODEL	MONITOR	CAMERA	MAX CAMERAS
CC7008-WK	CC7008-WM	CC2027-WC	4

Design Features

Eliminates critical blind spots | Color and infrared camera with excellent picture quality in low-light conditions | Easily adjust the volume, contrast, brightness, day/night setting, and mirror imaging control, buttons built-in | Automatic camera selection is available via a trigger wire | Remote control | Password protected 24GHz | Quad camera recording



CHECK OUT

shop.company-store.net/code3













FOR THE LATEST APPAREL AND MERCHANDISE

CODE 3 Company Store 🔍 🛒 0 \$0.00

CODE 3 All

Categories

- ALL
- MEN'S
- LADIES
- HATS
- ACCESSORIES
- OFFICE

 \$33.98	 \$36.32	 \$163.00
 \$93.00	 \$103.00	 \$47.98
 \$99.32	 \$15.65	 \$22.32
 \$9.67	 \$6.80	 \$0.56

⏪ 1 2 3 4 5 ⏩ ALL



CODE 3[®]

Distributed by:



CONNECT WITH US



© 2018 Code 3 Inc. All rights reserved.
C3POLICE18 (818-5K)

10986 North Warson Road, St. Louis, MO 63114
(314) 426-2700 | CS-C3@code3esg.com
www.code3esg.com