


MULTI COLOR CITADEL MC WIRING DIAGRAM

FLASH PATTERN CONTROL WIRES
CONNECT WIRES TO +12VDC TO PERFORM FUNCTIONS LISTED

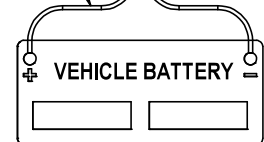
- GREEN / BLACK WIRE----- ARROWSTIK RIGHT
- WHITE / BLACK WIRE----- ARROWSTIK LEFT
- GREEN / BLACK + WHITE / BLACK-----ARROWSTIK CENTER OUT
- RED / BLACK WIRE----- ARROWSTIK FLASH
- BLUE / WHITE WIRE----- SCENE LIGHTS
- BLACK / WHITE WIRE----- DIMMING
- RED / WHITE WIRE ----- SEQUENCE SELECT
- BLACK / RED WIRE----- RATE SELECT
- BLACK WIRE----- LEVEL 1 FLASH
- ORANGE / BLACK WIRE----- LEVEL 2 FLASH

CUSTOMER SUPPLIED WIRES RUN TO Z3 SIREN OR OTHER SWITCHING SYSTEM. CONNECT WIRES TO 12 VDC TO ACTIVATE. ALSO FOR LEVELS 1 & 2 SEE PROGRESSIVE VS INDEPENDENT SWITCHING INSTRUCTIONS ON PAGE 4.

CUSTOMER SUPPLIED 22 GAUGE BUTT SPLICE TYPICAL (10X)



POWER & GROUND WIRES WILL REQUIRE CUSTOMER SUPPLIED 12 GAUGE WIRE, 12 GAUGE BUTT SPLICES, & 20 AMP FUSE



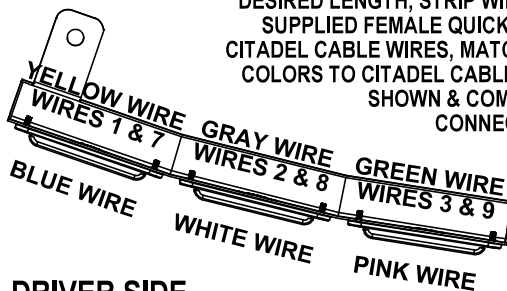
- | | | | |
|-------|---------------|---------|-----------------------|
| DS AS | BROWN / WHITE | 2 | GRAY |
| DS | GREEN / WHITE | | NO WIRE CONNECTION |
| PS | ORANGE | | NO WIRE CONNECTION |
| PS AS | LIGHT BLUE | 5 | TAN |
| PS AS | WHITE | 4 | VIOLET |
| DS AS | PINK | 3 | GREEN |
| DS AS | GREEN | 1 | YELLOW |
| DS | RED / WHITE | 8 | WHITE |
| PS | RED | 11 | RED / WHITE |
| PS AS | BLUE / WHITE | 6 | ORANGE |
| PS | PURPLE | 10 & 12 | BROWN & GREEN / WHITE |
| DS | BROWN | 7 & 9 | BLUE & PINK |

CONNECT BLACK WIRE TO (-) GROUND TERMINAL OF BATTERY

WIRES 1 THRU 6 ARE ARROWSTIK DUAL & SINGLE COLOR CITADEL ONLY! DO NOT CONNECT THESE WIRES IF YOU HAVE A SINGLE COLOR CITADEL

AFTER CUTTING CITADEL CABLE TO DESIRED LENGTH, STRIP WIRES, CRIMP SUPPLIED FEMALE QUICK SLIDES TO CITADEL CABLE WIRES, MATCH UP WIRE COLORS TO CITADEL CABLE WIRES AS SHOWN & COMPLETE THE CONNECTIONS 12X.

FORD PI SUV CITADEL SHOWN. WIRING IS THE SAME FOR THE TAHOE CITADEL. NOTE WIRE HARNESS COLORS THAT CONNECT TO INDIVIDUAL LIGHT HEADS.



CITADEL

