

AT HOME PHOTOGRAPHY TIPS

MAM Q2

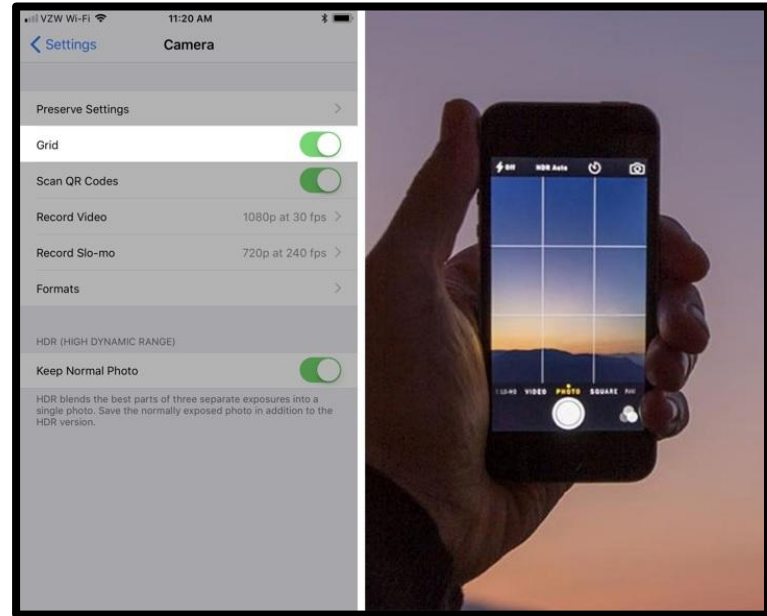


FRAMING

TURN ON THE GRID

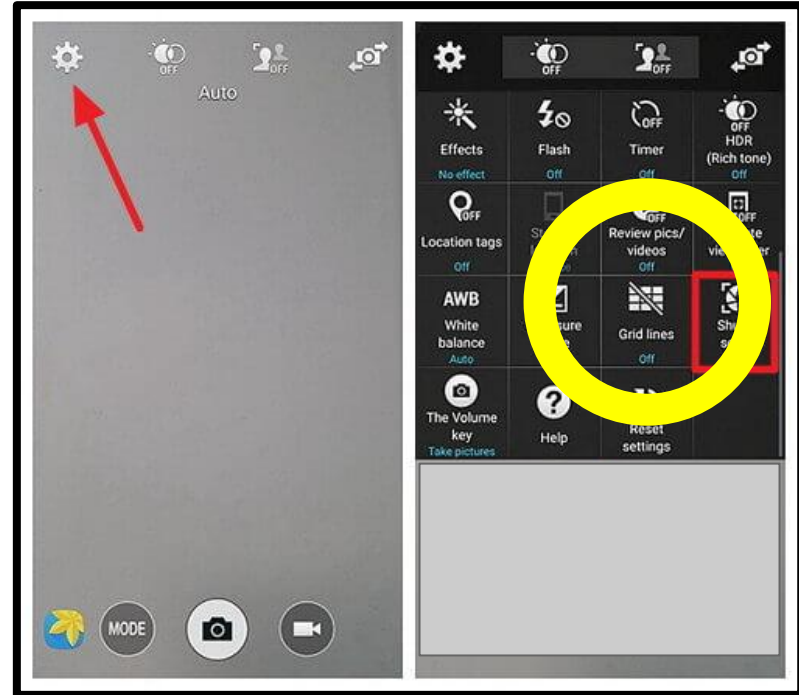
In **iOS**, visit Settings and select Camera.

- × Enable “Grid” to deploy a rule-of-thirds overlay in the Camera app.
- × That grid will help you better compose your image, and keep your shot parallel with any vertical or horizontal lines in your shot.



TURN ON THE GRID

On **Android** devices, visit Settings > Apps > Camera, and select "Grid Lines" to choose between a rule-of-thirds overlay or a square overlay for perfectly framed Instagram images






COMPOSITION

BACKGROUND/FOREGROUND

Be sure everything that is in the frame is supposed to be there





LEADING LINES

where do you want viewers to look?



RULE OF THIRDS

The rule of thirds is applied by aligning a subject with the gridlines and their intersection points, placing the horizon on the top or bottom line, or allowing linear features in the image to flow from section to section.






FOCUS

FOCUS

- ★ Tap to focus
- ★ Keep camera as still as possible to avoid blur
- ★ Avoid digital zoom



Out of Focus



Blurry



FOCUS

- ★ In iOS
Tap & slide
to override
auto
exposure





LIGHTING

LIGHTING

Most cameras on our phones work best in daylight



Window light



Camera flash

Experiment with light to create mood and atmosphere



Brace camera on a flat surface in dark conditions





EDITING TOOLS

For fine-tuning your photos

EDITING TOOLS

- × Brightness/Contrast
- × Saturation



- × Filters

