

# Sherlock Gnomes

## Math and Art, 3rd Grade Teacher Guide

---

### Objective

Students will be able to understand the relationship between mathematical properties and visual elements in a work of art.

### Introduction

**Movie Marketing:** A movie's Marketing Team performs the important role of making sure people are aware of the movie and are excited to go see it. The *Sherlock Gnomes* Marketing Team includes many departments, including Market Research, Publicity, and Digital Marketing. The focus of this lesson is the In-Theater Marketing department, which is responsible for producing and distributing advertisements that are displayed in movie theaters. Advertising at movie theaters is important because the Marketing Team wants to make sure they are reaching people who will go out and see the movie, so who better to advertise to than people who already like going to the movies?! This lesson follows the production of large-scale cardboard cutouts of the *Sherlock Gnomes* Goon character that can be displayed in movie theater lobbies across the country.

**Artists Use Math:** Artists must understand sizing and proportion to ensure that the characters they are drawing are accurate and consistent. Without this understanding, characters become stretched or distorted which can make the characters not look like themselves. Before an artist can think about color or details, they must first perform mathematical calculations to make sure that all of their characters' arms, legs, torsos, heads, and hats are the right size. This type of math is important not only for the artists working on the actual movie, but also for the artists who produce marketing materials that vary dramatically in size. Artists are responsible for creating not only movie posters that can hang on a wall, but also small website pop-ups and giant eye-catching billboards.

### Activities

**Discuss:** Play the video, "How to Draw Sherlock" from 0:00 to 0:58. Ask students to pay close attention to the animator's discussion of proportions. Ask: "what does the artist mean when he references the proportion of the hat?" Share with students that the artist is making sure that Sherlock's hat is the correct size when compared to the size of his face.

**List:** Working in groups, have students create a list of objects that are similar but their different proportions make them unique. Eg: car/limousine, shorts/pants, loaf of bread/baguette. Warn students that even though two items may have different sizes, their proportions may be the same. Eg: kitten/cat, tennis ball/basketball.

**Distribute Worksheet:** Distribute Worksheet 3-A *Worksheet may be completed as a whole-class activity or can be assigned to students using the differentiated options on the next page.*

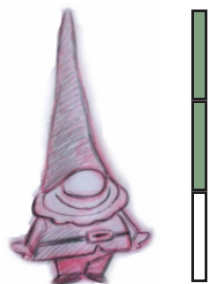
**Multiply:** Read #1 aloud. Have students determine the number that was multiplied by 4 to get the answer of 8. Help students by drawing groups of 4 Goons on the board. "How many groups give you 8 total?"

**Multiply:** Read #2 aloud. Have students determine the product of 7 and 10. Remind students that when you multiply by 10, you move the other number (7) to the tens place and put a zero in the ones place.



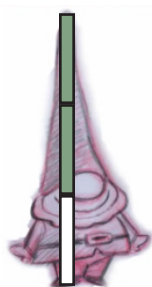
**Draw:** Share with students that establishing correct proportions before drawing will create more realistic characters. Tell the students that based on the answer to #1 on the worksheet, they should know that the hats are twice as long as the body. Have the students sketch out the Goons, paying attention to the proportion of the hat to the body.

Share the following 2 strategies for drawing with proportion:



**Ruler:** Draw a 1 inch vertical line for the body. Multiply the length of this line by 2 to get the length of the hat ( $1 \times 2 = 2$ ). Draw a 2 inch line on top of the 1 inch line. The 2 inch line is the length of the hat.

**Object:** Draw a short vertical line for the body. Measure the line using an object like your finger or a book. Use this measurement twice to draw a vertical line that is two times as long as the line for the body. This longer line is the length of the hat.



**Draw:** Have the students repeat this process but change the length of the body line each time. They should end up with a variety of Goons that are different sizes but all share the same proportions.

**Draw:** Play the video, "How to Draw a Goon" and ask students to follow along as the artists draws each of the features. Make sure the students use the proportions they set up to create hats and bodies that are appropriately sized. If you wish, pause the video to figure out the proportions of the face to the torso or the torso to the legs.

**Goal Set:** Ask students to assess their work (both math and art) and set a goal for future learning. Prompt and scaffold as appropriate, but provide the space for students to set their *own* goals.

#### Duration

1 hour

#### Standards

**Common Core State Standards, Mathematics**

3.OA.A.4

3.NBT.A.3

**National Core Arts Standards**

VA:Cr:2.2.3a

#### Differentiation

For advanced students, distribute Worksheet 3-B. This worksheet features more complex numbers and less prompting.

#### Vocabulary

**Tier 2**

Measure

**Tier 3**

Proportion

# Sherlock Gnomes

Name \_\_\_\_\_

## Math and Art, Worksheet 3-A

To advertise for the premiere of *Sherlock Gnomes*, Paramount will be sending large cardboard Goons to movie theaters across the country. The Goons will be sent in 2 pieces: the hat and the body.

1. To make the Goons look like they do in the movie, the cardboard company learned that size of the body could be multiplied by a number to get the size of the hat.

The cardboard company made a 8-foot hat and a 4-foot body. What number did they multiply by?

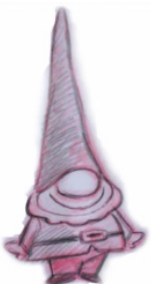
$$4 \times \underline{\hspace{2cm}} = 8$$

2. The cardboard company could fit 10 Goon hats in a box. They sent 7 boxes of hats to California. How many cardboard Goon hats are in California?

$$10 \times 7 = \underline{\hspace{2cm}}$$

3. Draw the Goon below. Use what you learned from #1 to make the hat larger than the body.

Challenge: Draw multiple Goons in different sizes.



# Sherlock Gnomes

Name \_\_\_\_\_

## Math and Art, Worksheet 3-B

To advertise for the premiere of *Sherlock Gnomes*, Paramount will be sending large cardboard Goons to movie theaters across the country. The Goons will be sent in 2 pieces: the hat and the body.

1. To make the Goons look like they do in the movie, the cardboard company learned that size of the body could be multiplied by a number to get the size of the hat.

The cardboard company made an 11-foot hat and a 5.5-foot body. What number did they multiply by?

$$4 \times \underline{\hspace{2cm}} = 8$$

2. The cardboard company could fit 100 Goon hats in a box. They sent 7 boxes of hats to California. How many cardboard Goon hats are in California?

$$100 \times 7 = \underline{\hspace{2cm}}$$

3. Draw the Goon below. Use what you learned from #1 to make the hat larger than the body.

Challenge: Draw multiple Goons in different sizes.

