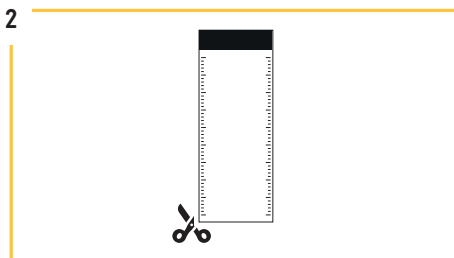


## BREITLING BRACELET SIZING TOOL

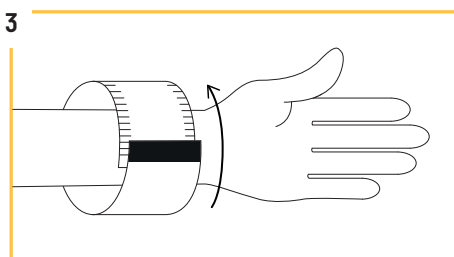
PLEASE MAKE SURE TO PRINT AT 100%

**1**

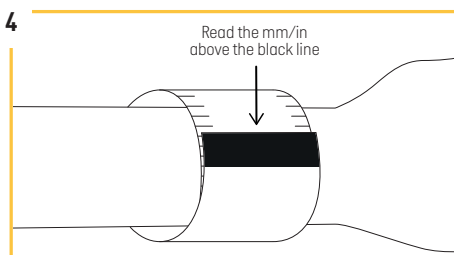
Place credit card here  
to confirm tool was printed  
with the correct proportions.



- Cut out the ruler.




- Open your hand and turn your palm facing up.
- Place the ruler at your wrist bone or 1 cm or 1/2 inch above.
- Make sure there is enough room left around wrist to allow for a flat index finger to fit through.




- Measure the relevant size at the upper edge of the black part.

For accurate sizing please do not include the size of the watch head.

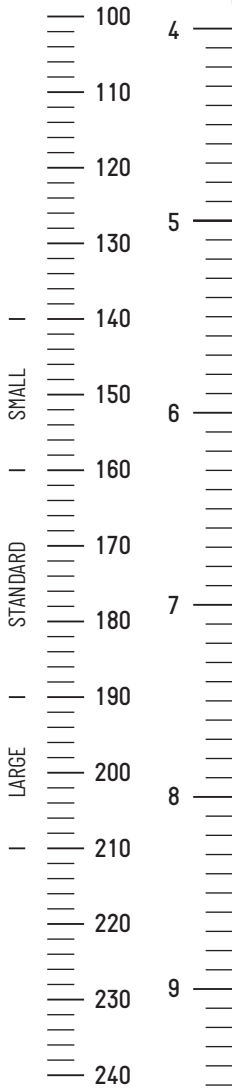


MEASURE YOUR WRIST HERE



**BREITLING**

SMALL  
STANDARD  
LARGE



100  
110  
120  
130  
140  
150  
160  
170  
180  
190  
200  
210  
220  
230  
240

4  
5  
6  
7  
8  
9

mm
in

