

Building X Operations Manager



Gain Multi-Site Visibility | Optimize Operations Proactively | Cut Time & Costs

80%

of total lifecycle cost of a building
occurs in the operation phase¹

Up to

30% increase

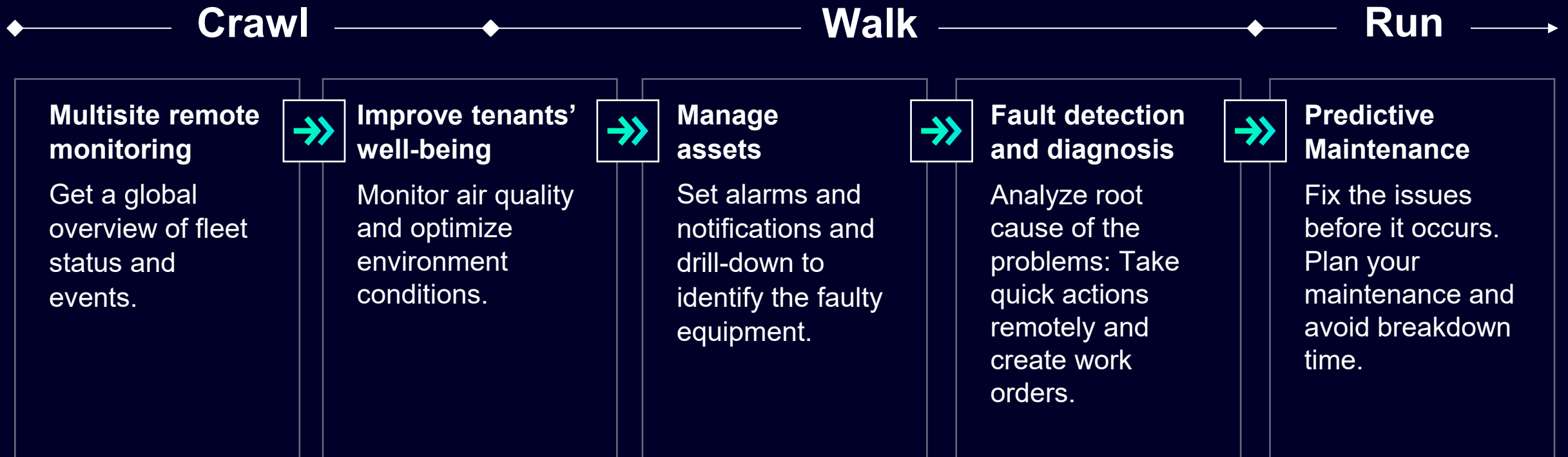
in Operational Costs²

¹ Building Radar, 2021 | ² Energy efficiency: buildings and industry. (n.d.). Energy.gov. <https://www.energy.gov>



Improve your customer satisfaction ...

... with fast problem solving





Mobile Energy Operations Centre

Prevent heating system failure and downtime

- Connection of a total of 20 sites to Building X Operations Manager using PXC4 to provide remote access to on-site mobile heating stations
- Implementation of Building X Operations API to directly deliver operational information to servicing partners for proactive and lower-risk adjustments
- Continuous service delivery to tenants by better anticipating changes and providing rapid responses to reduce downtime

Delivering value with Building X

20

Sites

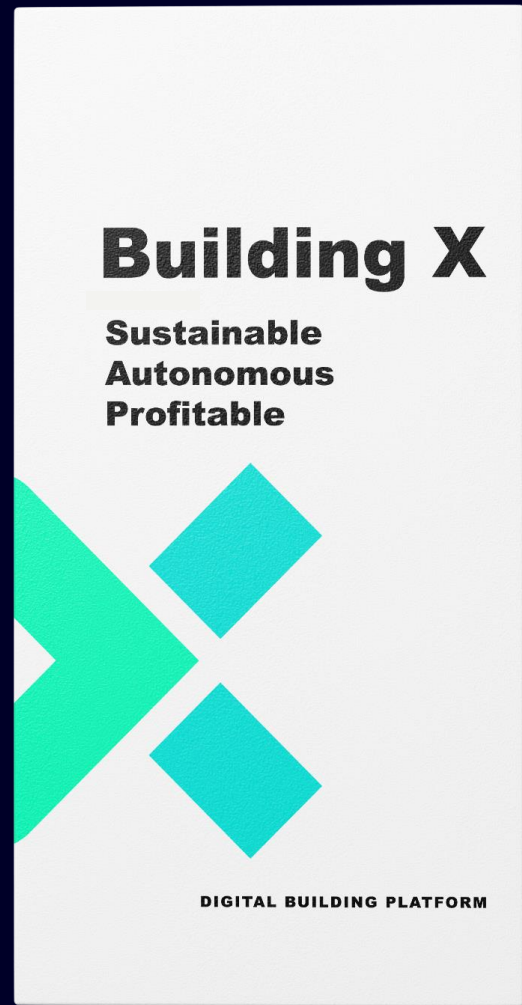
30+

Active Mobile Stations

Operations Manager & API

Building X Portfolio

Introducing
Building X,
the operational core
of your buildings.



Building X

A digital platform that digitalizes, manages, and optimizes building operations



Applications

Digital Services

Building X Platform

Data Aggregation | Advanced Analytics | Edge Device Management | Open APIs

Digital Infrastructure

Edge HW & SW | Cloud-2-Cloud | NexGen Controllers | 3rd-Party Connectivity

Cybersecurity

Ecosystem

Energy & Sustainability

Portfolio Energy Benchmarking	Cost & Consumption Tracking	Utility Budgeting & Forecasts
Anomaly & Budget Overrun Alerts	Carbon Footprint Accounting	HVAC Setpoint Optimization

+ More Use Cases

Operations & Maintenance

Multi-Site Operations Monitoring	Alarm & Event Triage	Fault Detection & Diagnostics
Work Order Creation	Remote Command & Control	Trend & History Analytics

+ More Use Cases

Physical Security

Unified Access Control	Identity Lifecycle Mgmt.	Real-Time Security Monitoring
Visitor Pre-Registration	Audit Trails & Compliance	Alarm & Event Correlation

+ More Use Cases

Fire Safety

Remote Alarm Monitoring	Centralized Alarm Dashboard	Compliance & Audit Reporting
Maintenance Planning & Logs	Test & Inspection Evidence	Mobile Field Notifications

+ More Use Cases

Space & Workplace Management

Unified Room & Desk Booking	Service & Amenity Requests	Floorplan Wayfinding
Occupancy Analytics	Space-Trait Insights	Feedback & Service Tickets

+ More Use Cases

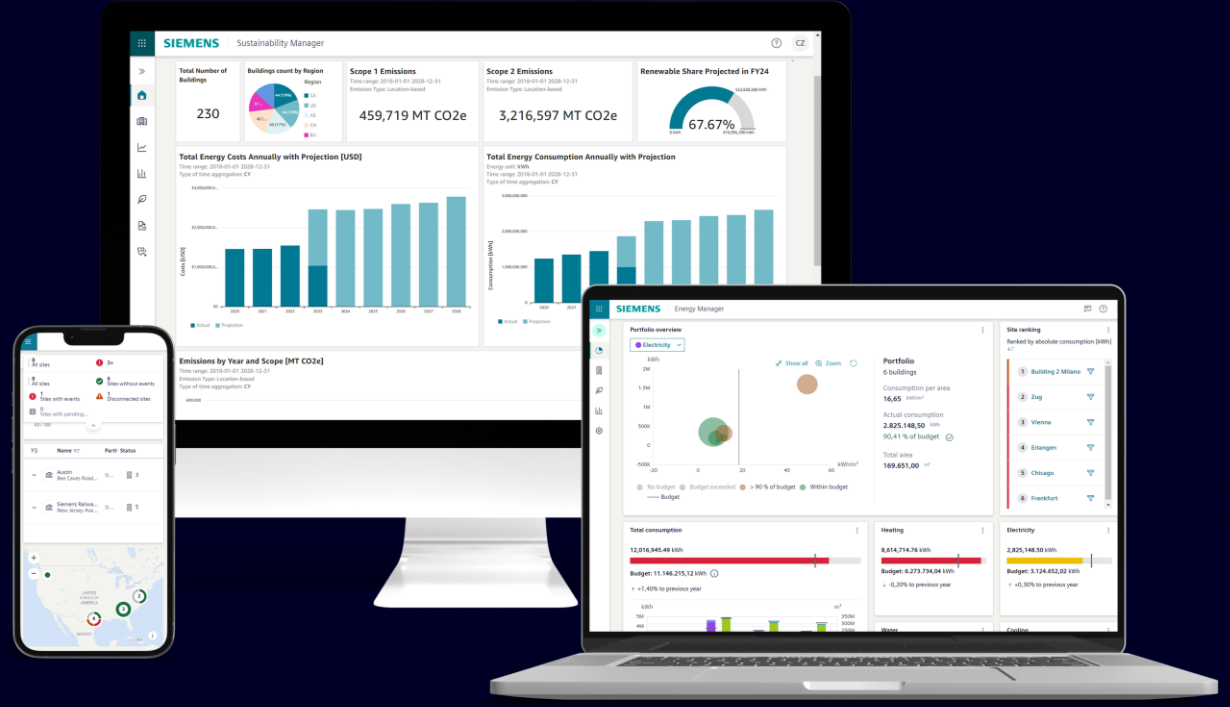
Corporate Portfolio Management*

Cross-Domain KPI Rollups	Site-to-Site Benchmarking and Analysis	Granular Hierarchy Portfolio Views
Enterprise Integrations	Audit-Ready Reporting Workflows	Footprint Rationalization

+ More Use Cases

+ Ecosystem-powered Use Cases

Building X Manage the operations of your buildings from one platform.



*Roadmap Item

Building X – A digital platform that digitalizes, manages, and optimizes building operations



Use Cases

Energy & Sustainability	Operations & Maintenance	Security & Safety	Space & Workplace Management	Corporate Portfolio Management*
Decarb. planning	Digital Engineering	Building Security	Space Mgmt.	Portfolio Single Pane of Glass
Compliance Reporting	Operations Monitoring	Visitor Experience	Live Occupancy Insights	Portfolio Benchmark
AI Energy Optim.	Fault Detection & Diagnosis	Building Access	Live IAQ Insights	Data Quality & Auditing
Energy, Water, etc. Monitoring	Work order Mgmt.	Fire System Monitoring	Workplace Utilization Analytics	Workflow Automation & Reporting
Utility Mgmt. & Insights	Cost-effective maintenance	Fire System Testing	Digital Workplace Admin.	Cross Discipline Visibility
		Fire System Maint. Scheduling	Desk & Room Booking	

Digital Services

Automation & Mechanical	Energy Advisory & Diagnostic	Energy Optimization	Fire
Asset Performance Optimization*	Smart Building Assessment	Cooling Efficiency*	Data Driven Performance Review & Recommendations
Asset Power Monitoring	Energy Performance Advisor	Airflow Improvement*	
Critical Storage	UBM Service	Load Optimization*	Security
Critical Space Monitoring	Energy System Twin		False Alarm Detection & Reporting
Lab Manager Analytics	Sustainability Advisory*		Access Right Review

Building X Platform

Applications

Energy & Sustainability	Operations & Maintenance	Security & Safety	Space Mgmt.	Portfolio Mgmt.	Open APIs	Ecosystem
Sustainability Manager	Operations Manager	Security Manager	Occupancy	Portfolio Manager*		
Energy Manager	Lifecycle Twin	Visitor Manager	Environmental & Air Quality			
Comfort AI	Data Visualizer	Fire Apps				
	360 Viewer					

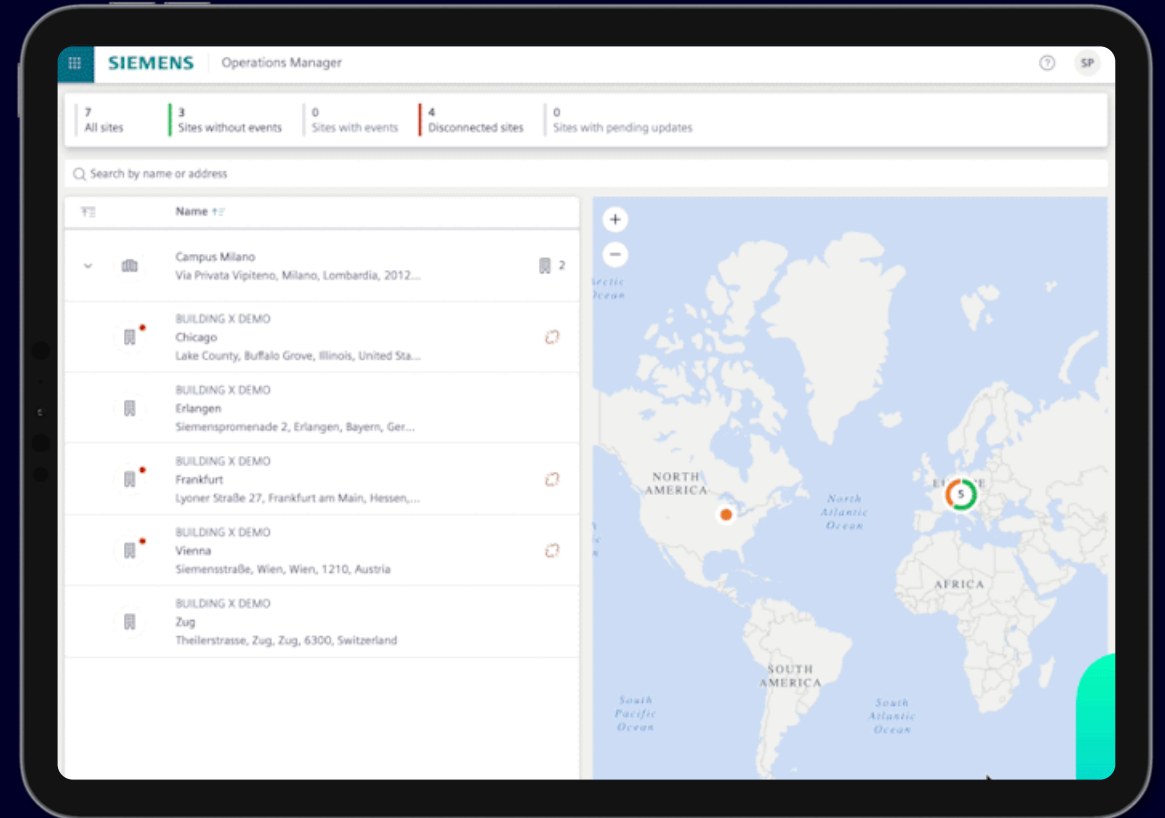
Connectivity

Data Onboarding	Service Extensions	AI & Rule Analytics	Building Twin	Device & Edge Management	Account Management
Building Structure Data		Partner/3rd IoT Solutions		Siemens Native IoT & SW Integrations e.g., Desigo PXC, Connect Box, Desigo CC, Siveillance, Desigo Optic	

Cybersecurity



Building X Operations Manager Demonstration





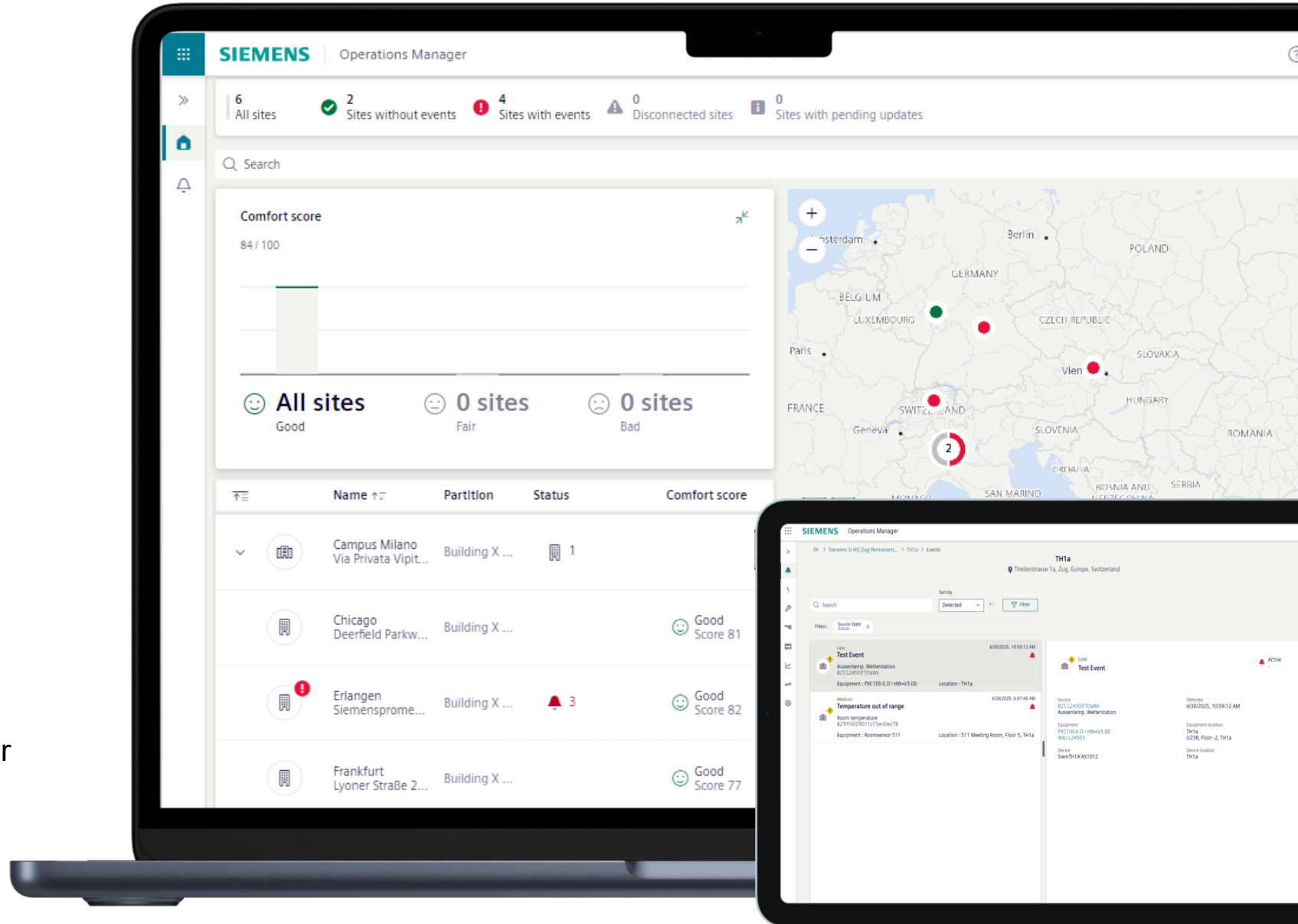
Gain complete visibility across your building portfolio

Multi-site summary: Get a single, consolidated overview of the status of all connected sites.

Real-time monitoring: Drill down to equipment level and track live performance data instantly.

Event management: Detect alarms quickly and analyze root causes down to the data point.

Remote connectivity: Securely access your on-premise BMS directly - no VPN required.





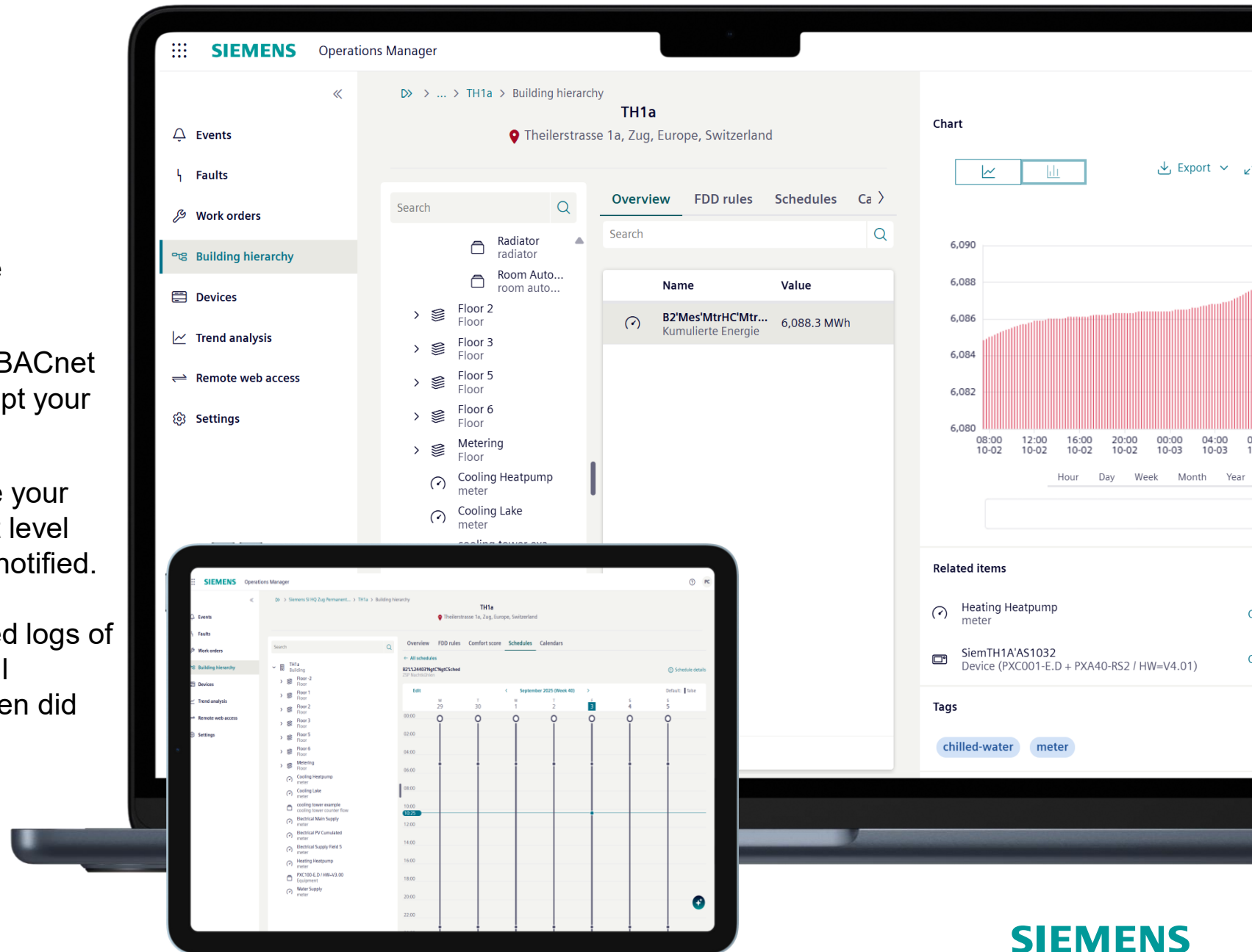
Control & optimize buildings remotely - save time, cut costs

Remote commanding: Adjust and optimize equipment instantly without being on-site.

Smart Scheduling: Visualize and manage BACnet schedules. Add calendar exemptions to adapt your building to its real use.

Cloud events and notifications: Configure your building alarms from the cloud on data point level and determine who and when needs to get notified.

Audit log: Ensure transparency with detailed logs of all changes and actions and keep track of all changes done on you building (who and when did what).





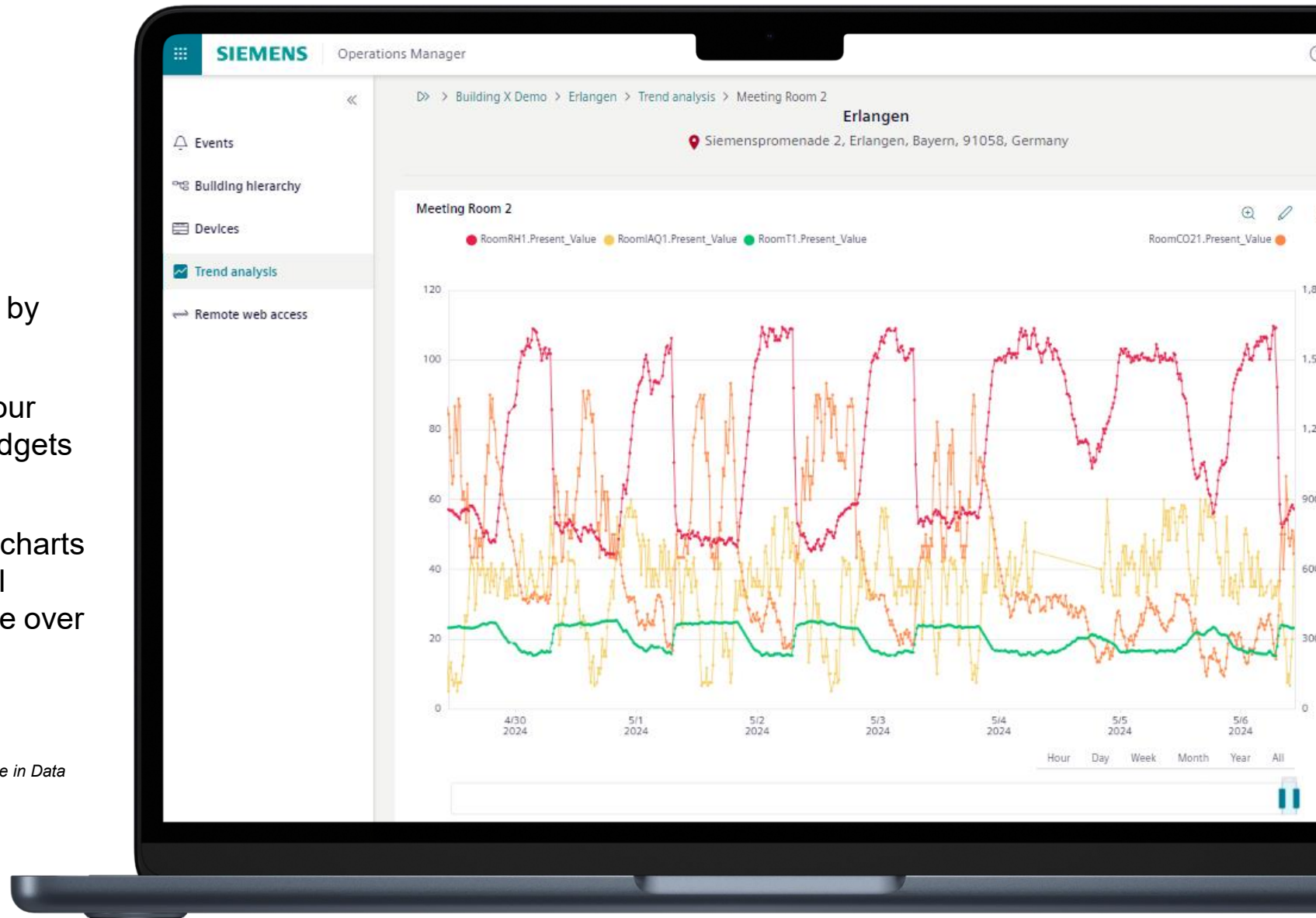
Uncover trends and derive actionable insights with data analysis

Historic data: Access all past data reported by your equipment with absolute granularity.

Custom portfolio dashboards*: Analyze your most relevant data by combining different widgets and information from all your portfolio.

Trend chart analysis: Generates and save charts overlaying historical information from several assets, so you can analyze their performance over time.

** Requires Data Visualizer Subscription. Creation and edition of dashboards is done in Data Visualizer*





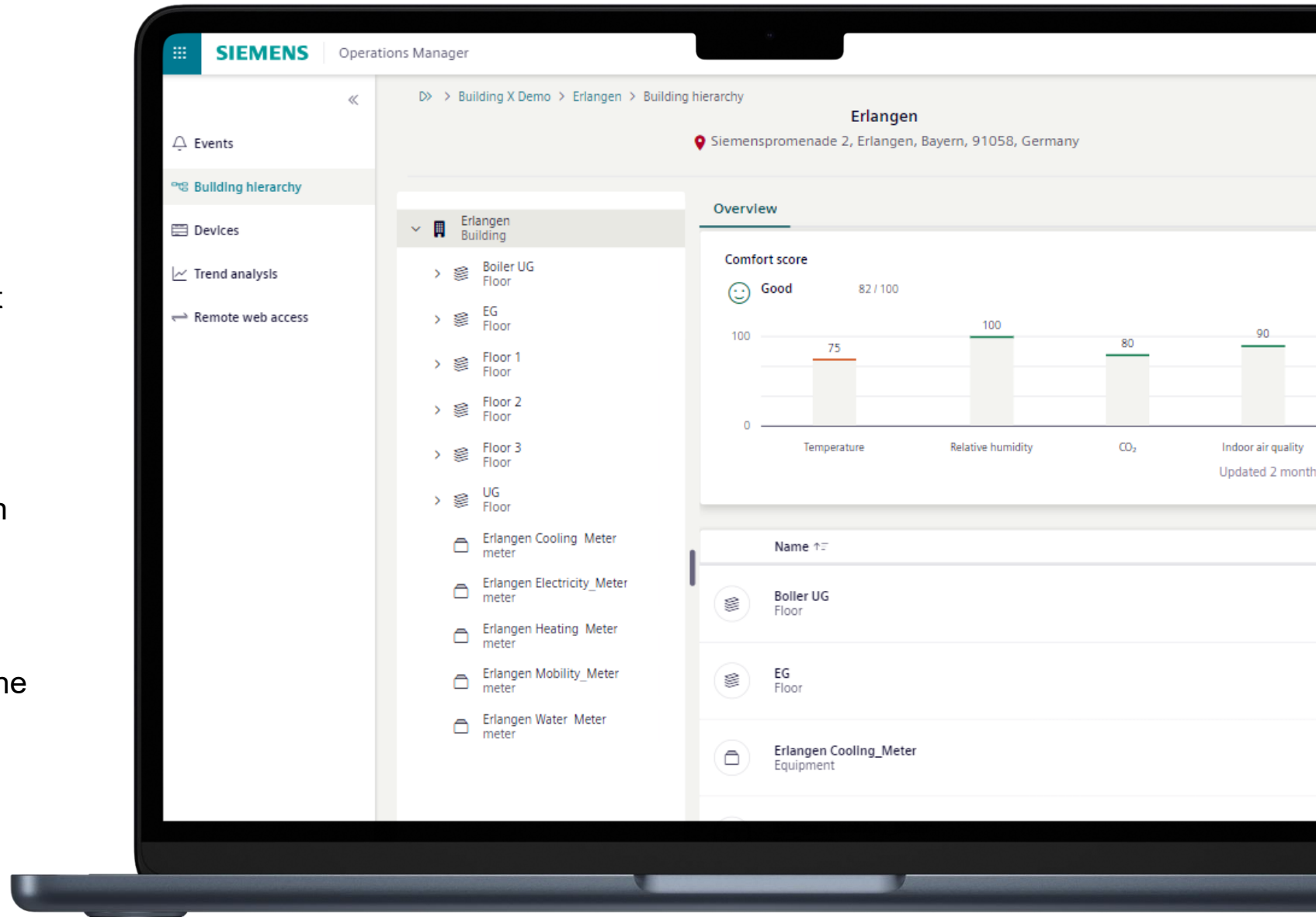
Ensure well-being of people in the building

Configure your comfort standards: Select the relevant data for each building of your portfolio.

Track four different parameters:

Temperature, humidity, air quality, and CO2 level. Get a rating for each of them based on your configuration, and a combined Comfort Score for your building.

Detect deviations: From your comfort standards and easily identify the source of the problem thanks to color-code indicators.





Unlock efficiency and savings with advanced Fault Detection & Diagnostics (FDD)

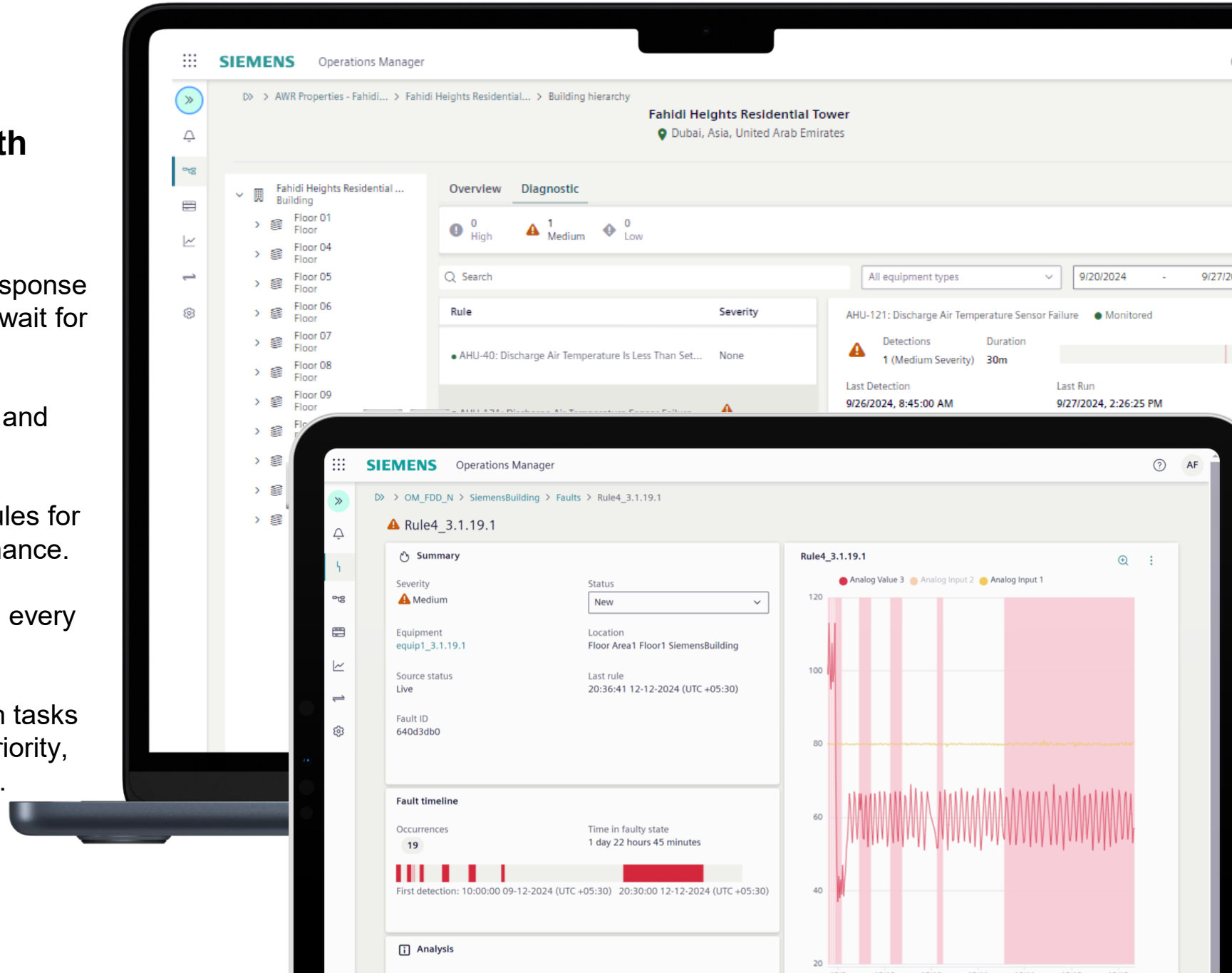
Swift Error Resolution: Cut HVAC issue response times with real-time diagnostics, no need to wait for scheduled checks.

24/7 Monitoring: Continuously track assets and catch faults early before they escalate.

Deep Diagnostics: Leverage robust FDD rules for clear, actionable insights into HVAC performance.

Shared findings: Track all changes and log every action and relevant finding.

Work Orders: Instantly generate and assign tasks with key details equipment, location, fault, priority, and resolution target plus email notifications.



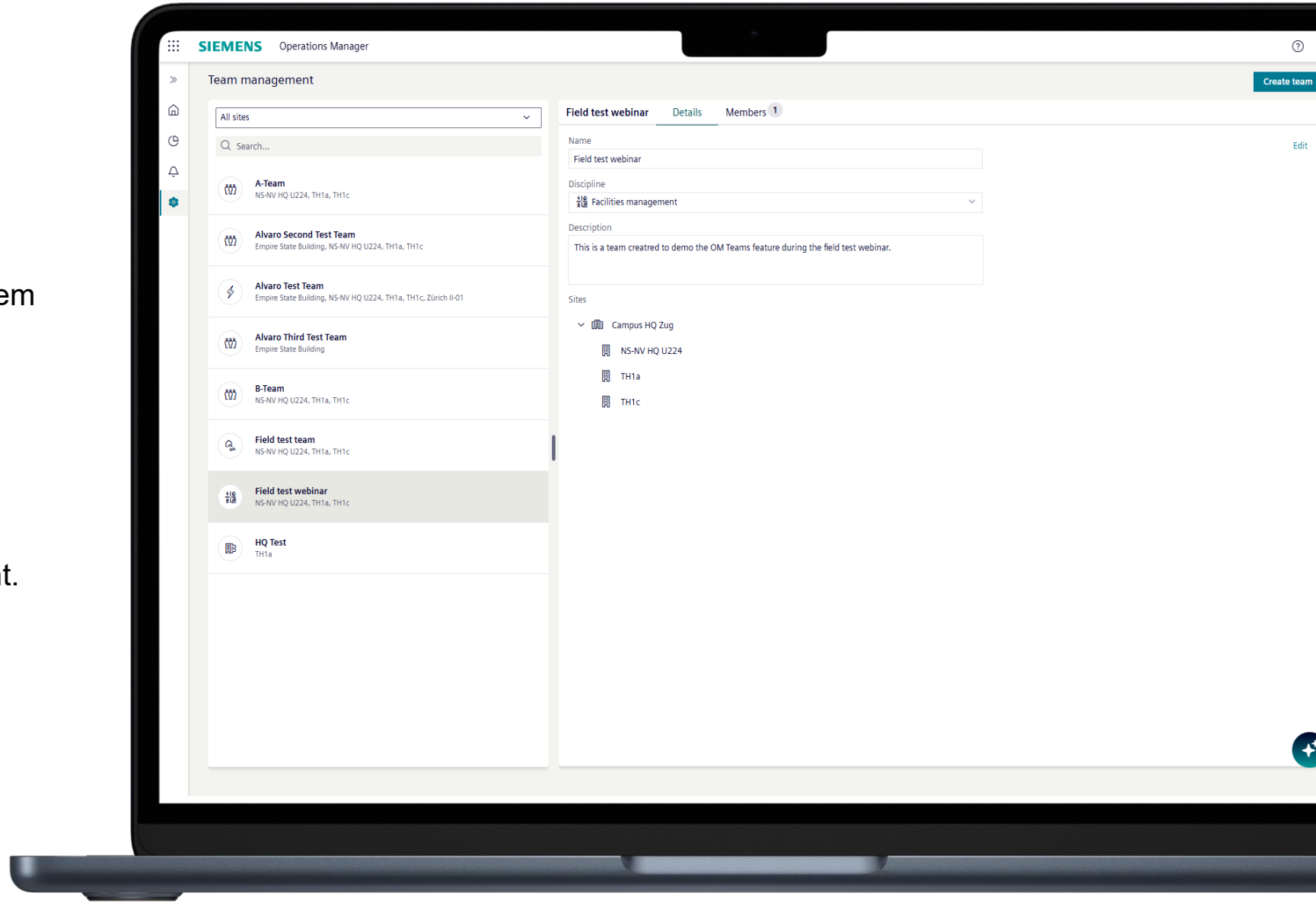


Organize teams by roles and expertise

Group your users into teams: Identify them with specific areas of expertise.

Associate these teams to your different locations in your portfolio.

Use these teams later in Operations Manager for various applications such as group notification or work order assignment.





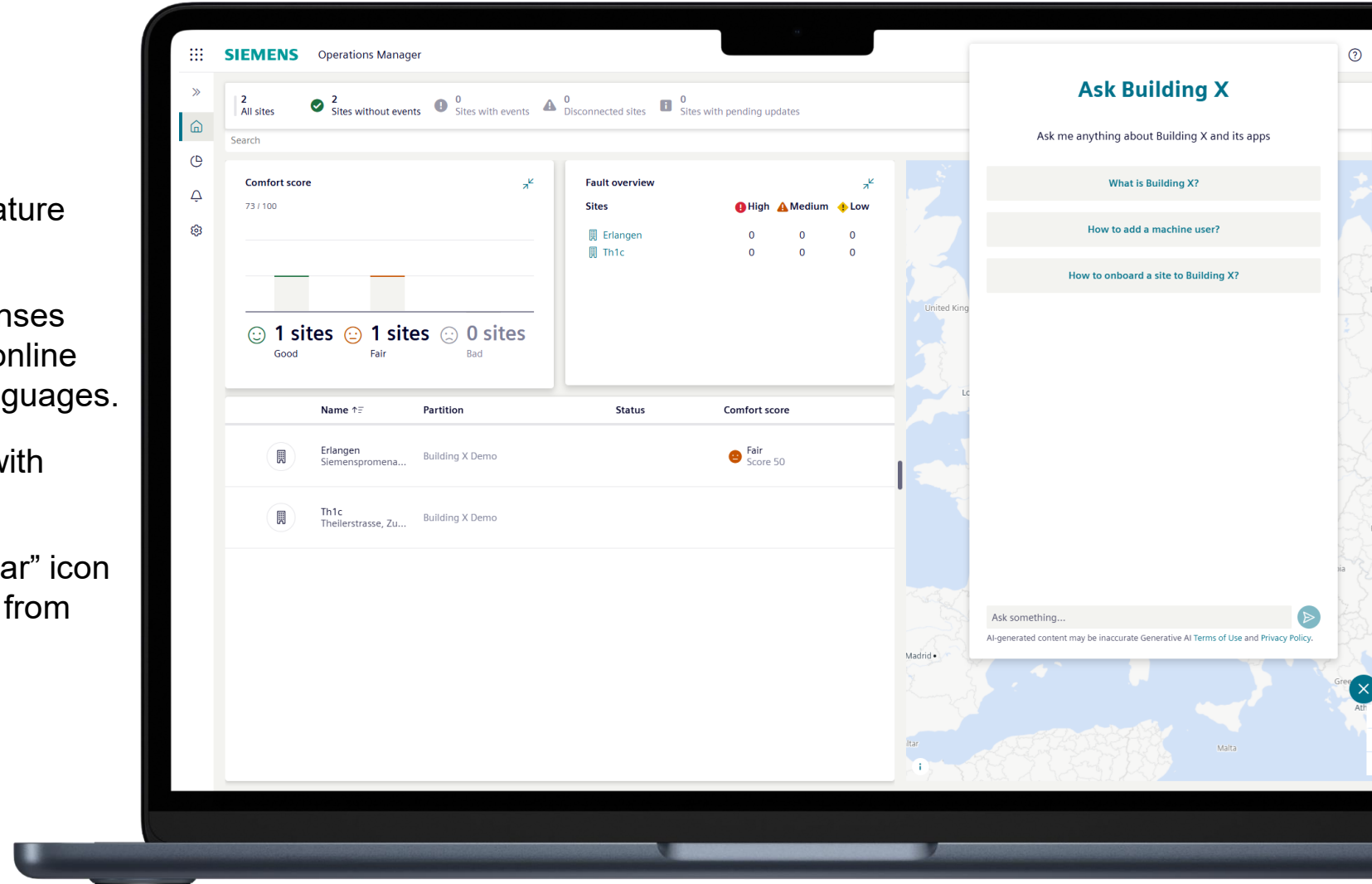
Ask Building X Available with Operations Manager

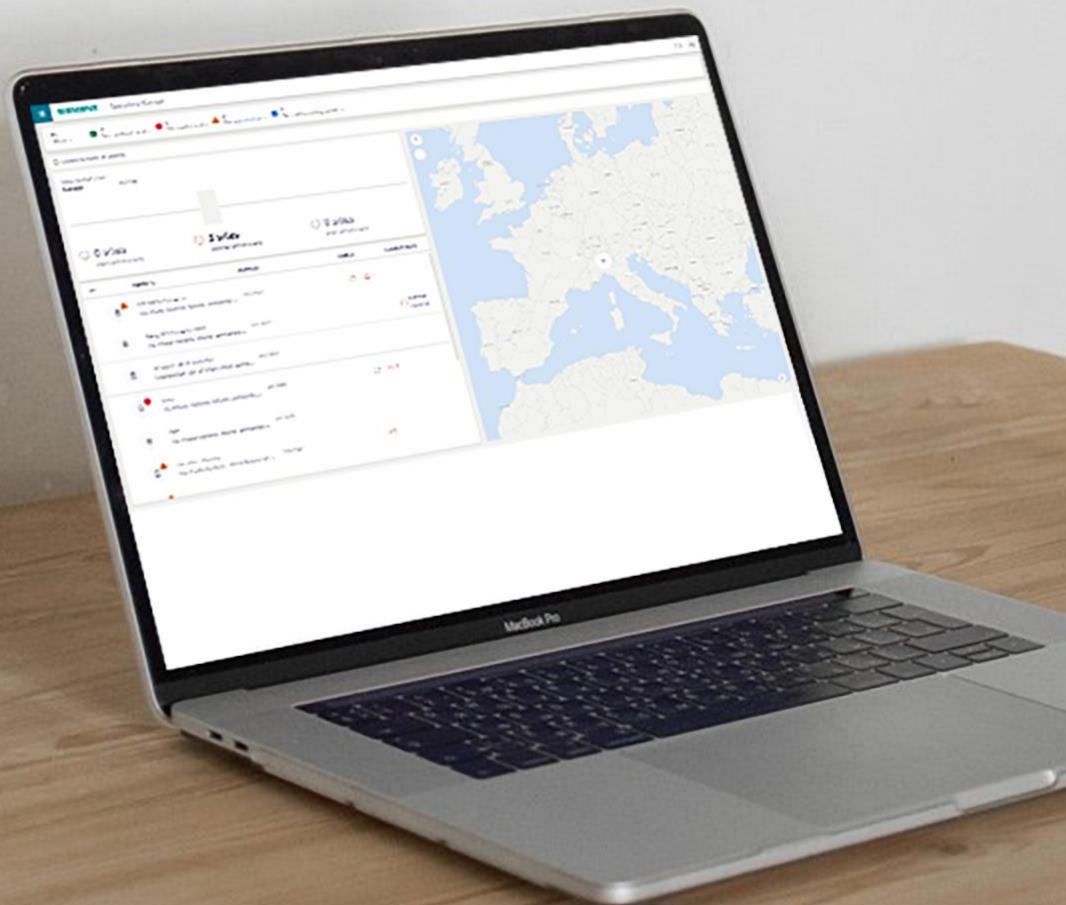
Experience the power of new Generative AI feature integrated into Operations Manager

- Instant Answers: Get quick, accurate responses using Building X documentation, including online help guides and data sheets, in multiple languages.
- When relevant, It can visualize responses with images for a clearer understanding.
- Seamless Integration: The customizable “star” icon lets you access Generative AI conveniently from anywhere on your interface.

Pioneering Innovation:

- Fully certified through the Siemens GenAI Risk Management Process.





Multi-site visibility

Gain a consolidated overview of all sites with connectivity and aggregated event status, while also managing events and alarms across the portfolio for faster resolution.

Real-time monitoring & controlling

Monitor all connected sites and equipment in real time, with the ability to centrally schedule operations to maximize efficiency and comfort.

Comfort KPI monitoring

Track comfort values and key performance metrics with clear, intuitive dashboards.

Trends & data analysis

Automatically log, store, and analyze values and events across all data points.

Fault Detection & Diagnostics (FDD)

Detect faults early and receive actionable insights to boost system reliability.

Work order creation

Automatically generate work orders from alarms triggered by equipment.

Remote web access

Securely access building automation and management systems remotely for deeper analysis and control.

... value across industries and countries



Siemens Real Estate

Sweden
Real Estate Management

- 40% less food waste
- 20% savings in cleaning cost



SYK

Finland
University Facilities

- Reduce operational cost
- Increase energy efficiency
- Future proof buildings for 11,000+ students



Clouline Solutions

USA
System Integrator

- Tailored customer apps
- Cost and time effective solution delivery



Prodea Investments

Greece
R.E. Investment Company

- Create transparency on energy consumption
- Meet sustainability goals & better tenant service



Mobile Energietechnik

Germany
Service Provider

- Continuous service delivery thanks to efficient operations
- Prolonged asset value

Siemens Mission is to support your digital and sustainable transformation

Invested in your sustainability goals

€4 bn

Energy savings for customers

25+ yrs.

Offering energy and performance services

Infrastructure digitalization pioneers

3.2 m

Devices connected to Building X

150+

Digital applications and offerings



2024 SmartScore Accredited Solution

300

Global Locations

10 k+

Specialist Service Technicians

Contact

Published by Siemens Smart Infrastructure

Siemens Switzerland Ltd
Smart Infrastructure
Global Headquarters
Theilerstrasse 1a
6300 Zug
Switzerland
contact@siemens.com

For more information:

[siemens.com/smart-infrastructure](https://www.siemens.com/smart-infrastructure)