

Building X

360° Viewer

Navigate a virtual 3D space | Optimize space utilization | Faster on-site service





Is your Digital Twin keeping up with your building?

Increased risk of errors and rework

Outdated building models can lead to mistakes in service and communication errors.

Ineffective service planning

Lack of access to live critical information can lead to equipment failures and downtime.

Compromised safety & compliance

Blind spots in the current building status can lead to potential oversights in regulations.

€12 k

Annual inspections travel cost

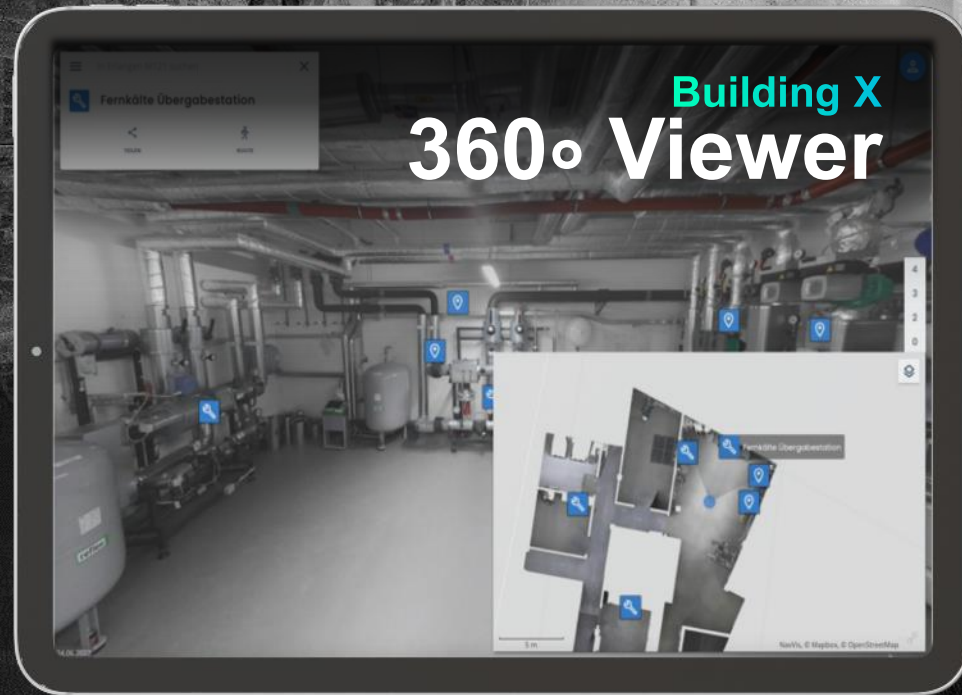
€20 k

Av. Non-Conformance Costs

Assumptions:
Time – 60 analysis projects per year, 50% with 360 camera, 2 rides per site visit each 4 hours, 8 hours/project at €105.
Nonconformance Cost – Example: uninstall and reinstall a cooling machines, avoid NCC of about €20,000.
Travel Costs – €200 per ride and 2 rides per project.

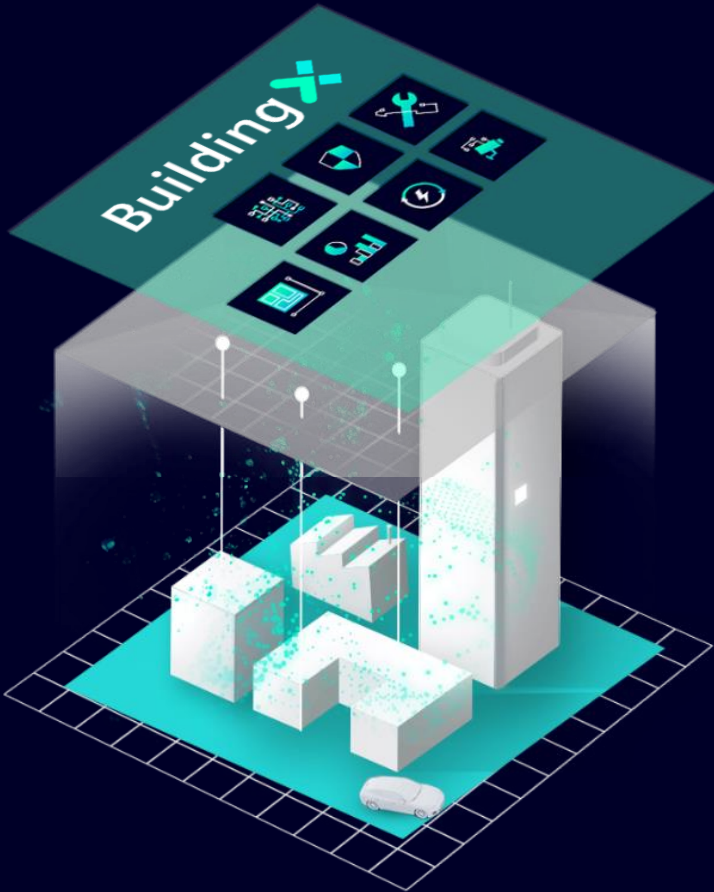
Your Building's high-fidelity Digital Twin

A digital model of the building and its surroundings created through a laser scan that includes panoramic photos.



Surfacing Critical Building Data

Building X 360° Viewer



Live updates

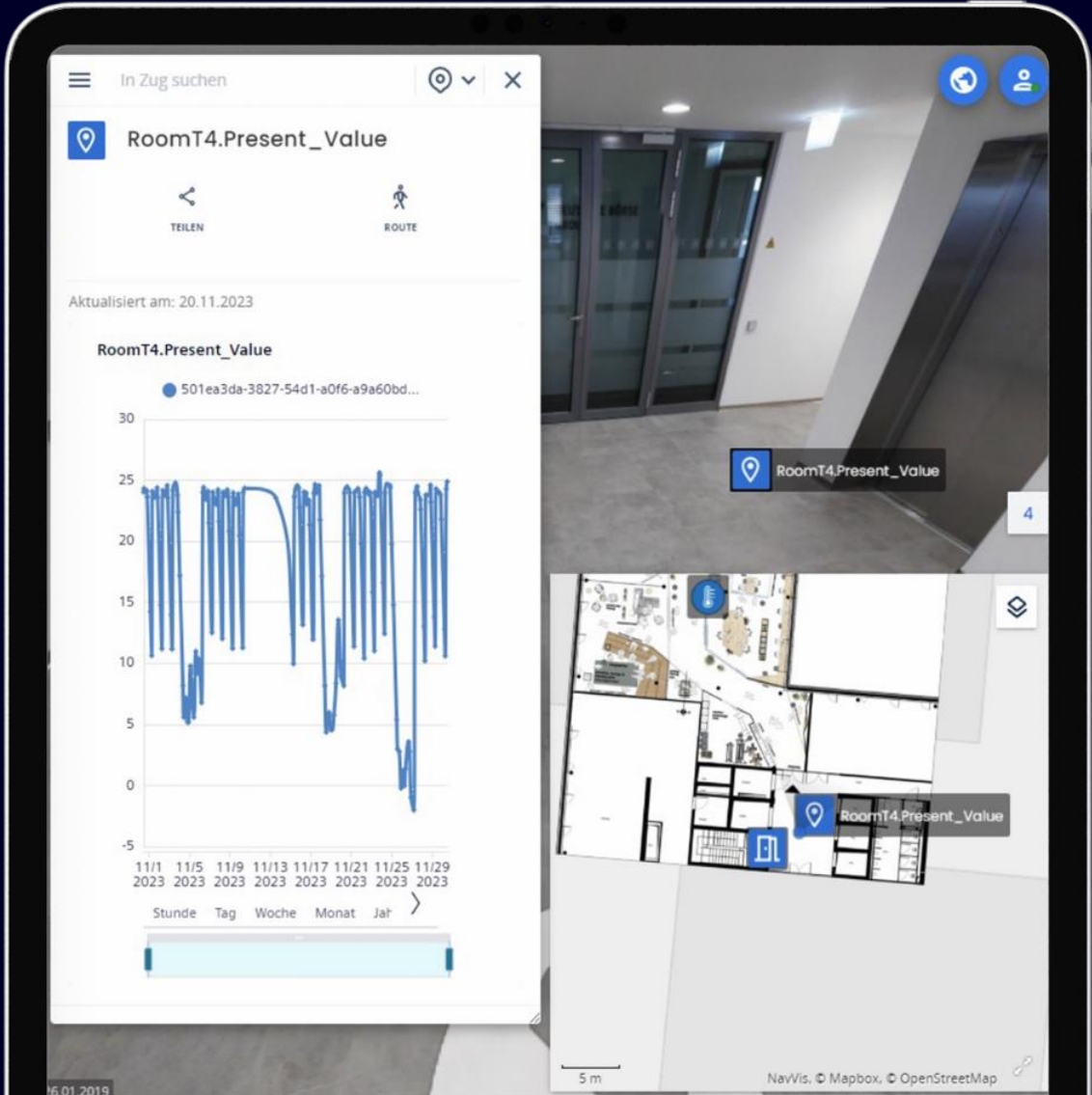
Ops data

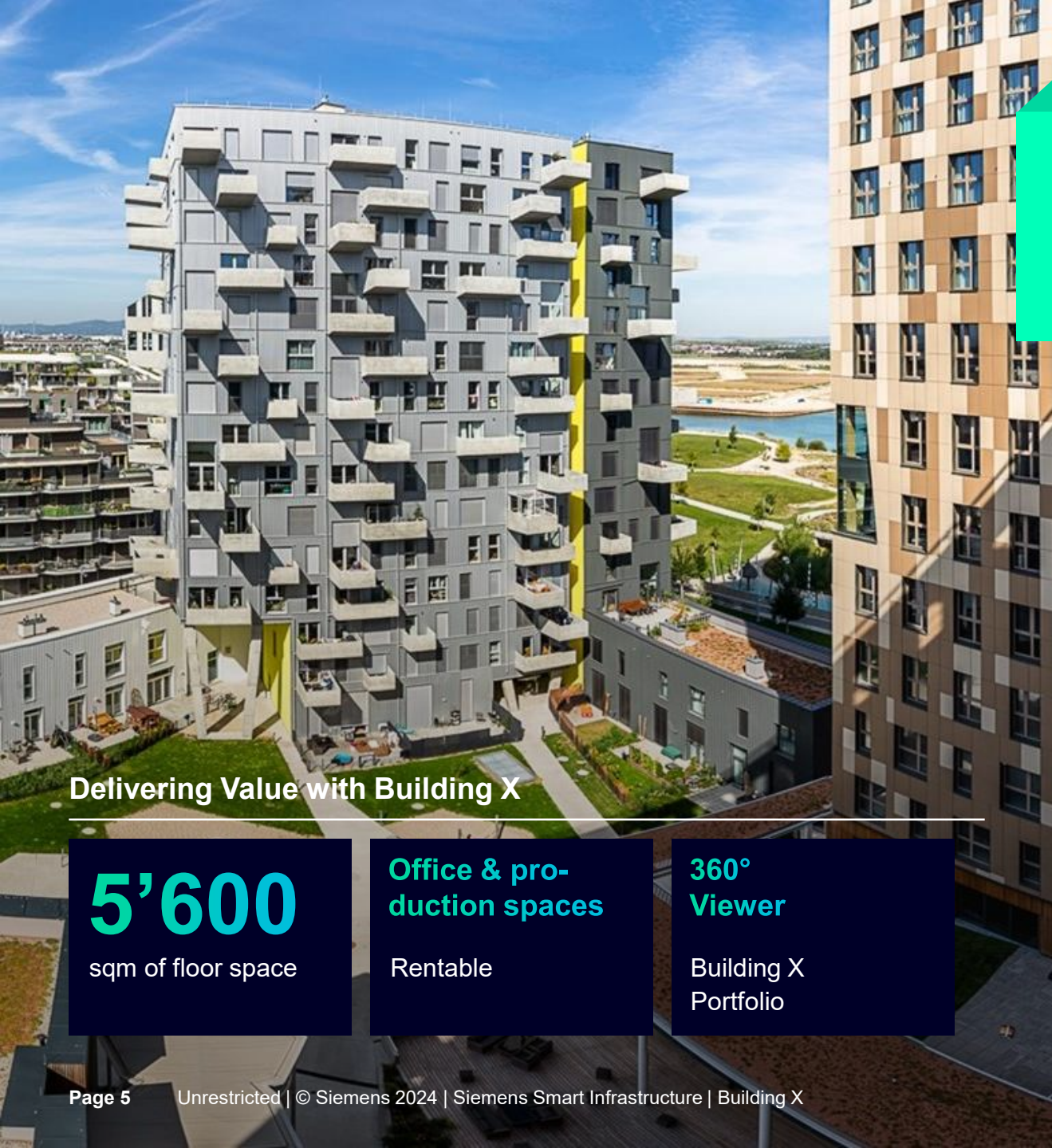
Energy data

BMS/BAM

Controllers

Actuators & sensors





Urban Development Project in Austria

Remote operations and maintenance of rental spaces

- More efficient building repairs briefing with the 360° Viewer
- Easy location of assets together with partners without even stepping a foot through building doors
- Fast localization for building assets, simplified briefing of servicing staff
- New tenant contracts signed during lockdowns thanks to remote visits

Delivering Value with Building X

5'600

sqm of floor space

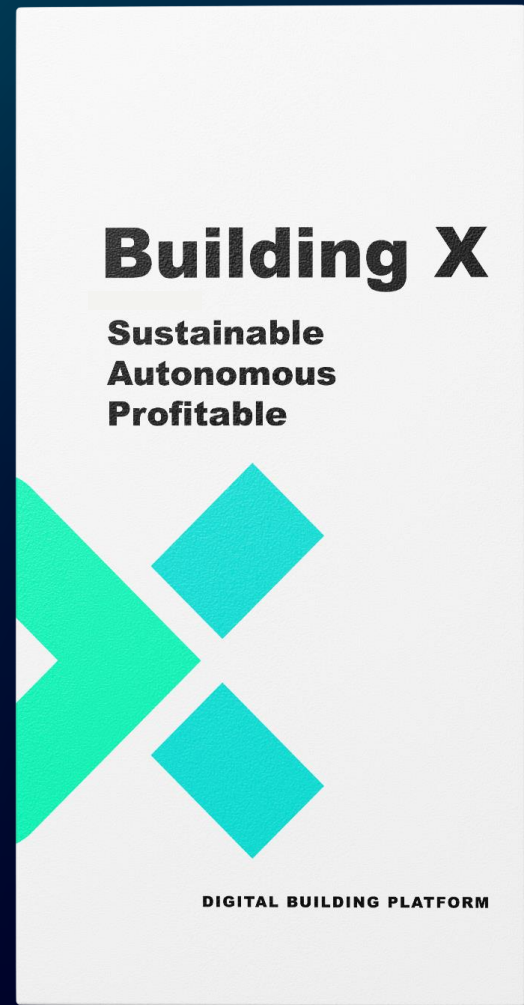
Office & production spaces

Rentable

360° Viewer

Building X Portfolio

Introducing
Building X,
the operational core
of your buildings.



Building X

A digital platform that digitalizes, manages, and optimizes building operations



Applications

Digital Services

Building X Platform

Data Aggregation | Advanced Analytics | Edge Device Management | Open APIs

Digital Infrastructure

Edge HW & SW | Cloud-2-Cloud | NexGen Controllers | 3rd-Party Connectivity

Cybersecurity

Ecosystem



Building X

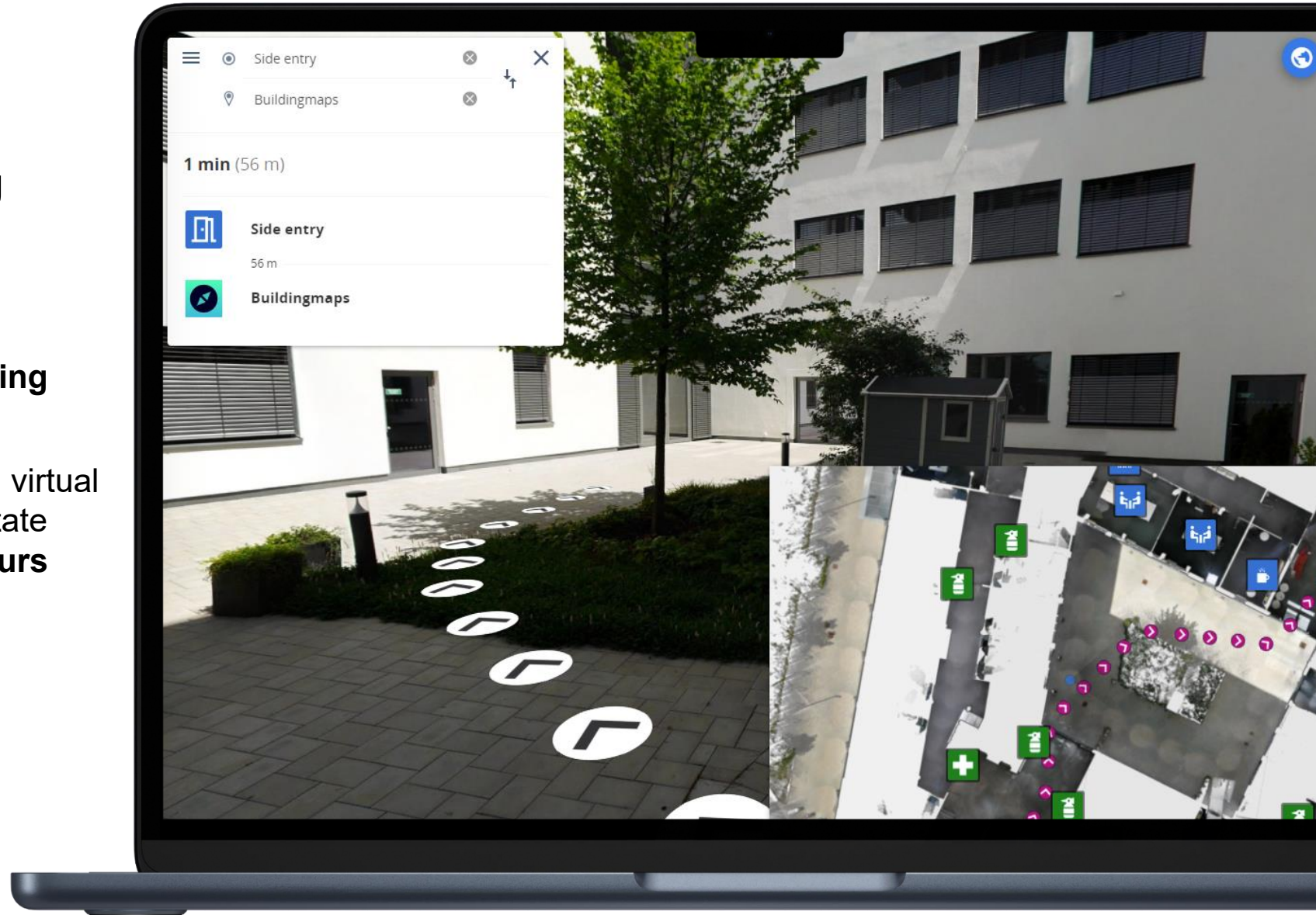
360° Viewer Demonstration



Attract new tenants by walking through your space virtually

Experience the convenience of **showcasing your space** to clients anytime, anywhere

Increase buyer confidence by providing virtual representations of your facilities' actual state through immersive, **photorealistic 3D tours** and **2D floor plans**





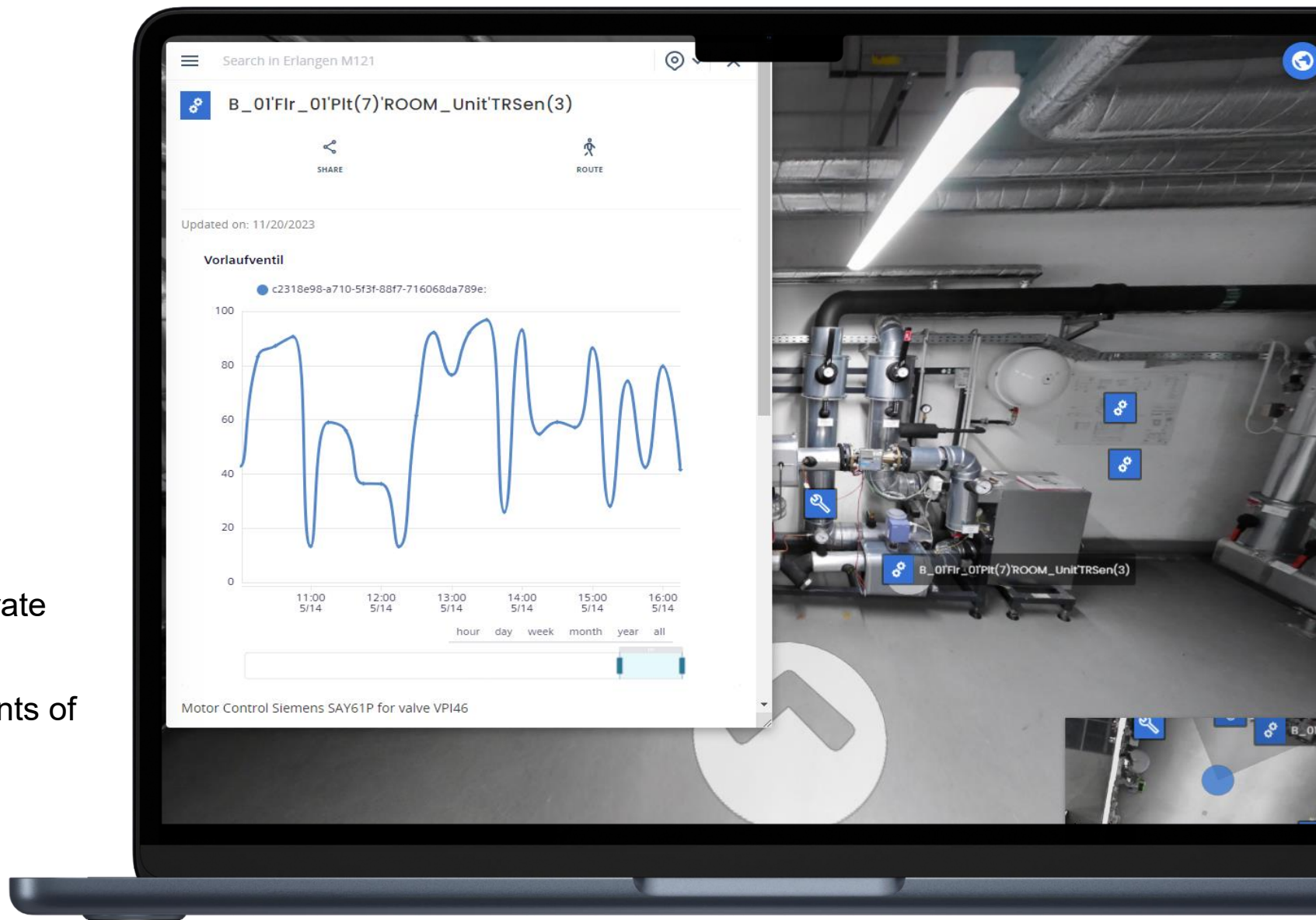
Reduce maintenance and travel costs thanks to virtual inspection

Conduct a virtual inspection of the **building before you go**

Highlight specific points of interest to understand the issues

Add, search for and route to **geo-tagged info**, taking a highly accurate virtual measurement

Highlight areas for action, annotate points of interest with photos and comments



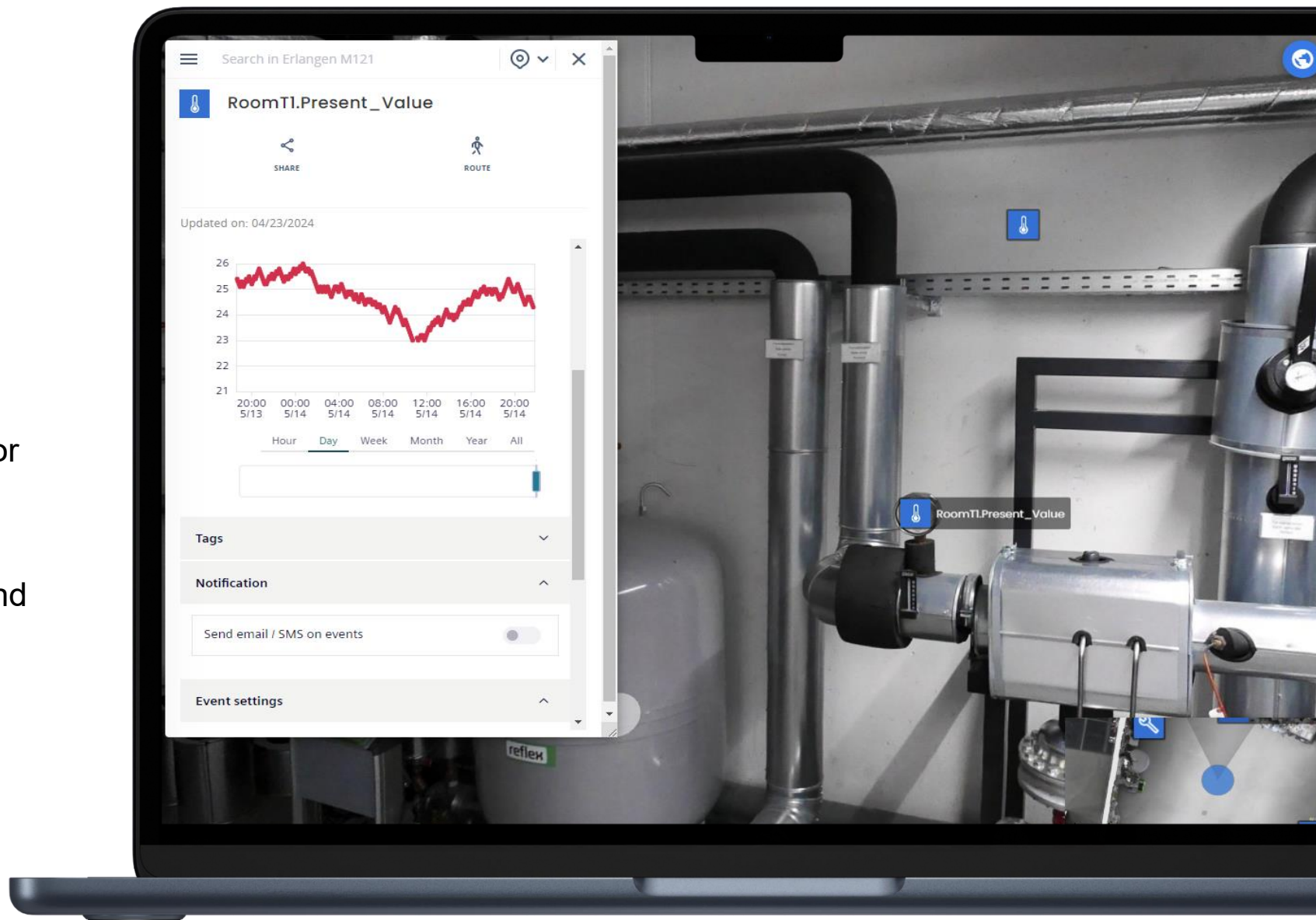



Quick problem solving thanks to integrated real time data

Access real time data seamlessly, and take command of your building's operations effortlessly

Set alarms and manage notifications for effective incident management

Integrate data from sensors, and equipment for quick issue identification and resolution





Rapidly capture As-Is Conditions

Keep virtual records of current building status easily with dynamic 3D scanning

Save Time & Travel Expenses

Perform virtual building inspections & annotate interest points with geo-tagged info

Improve Field Work Speed

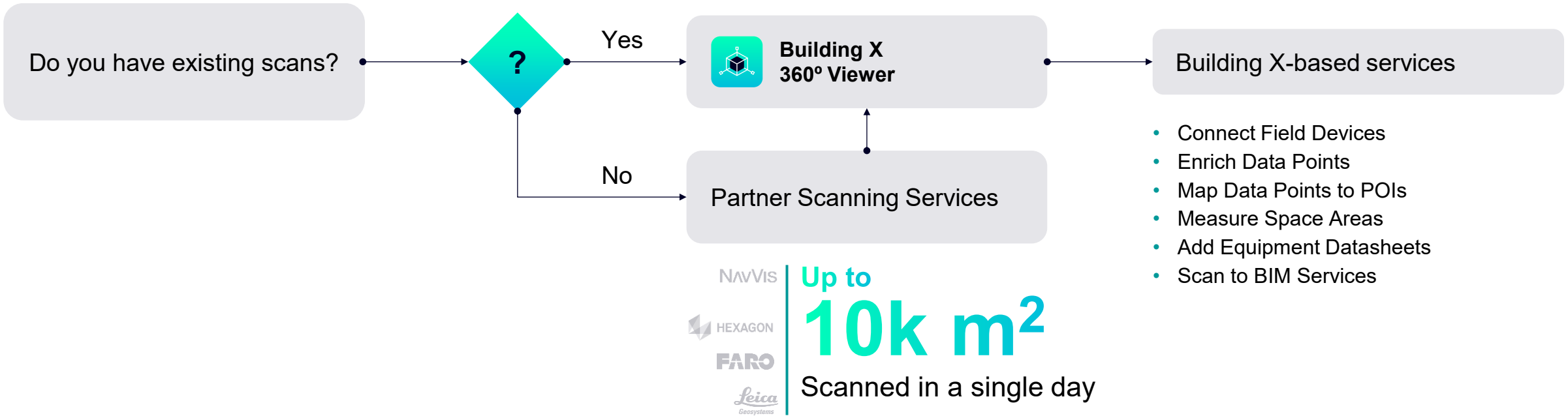
Avoid delays in service by visualizing building context and equipment installation early on

Integrate your Building's Data

Access data from sensors and equipment to expedite root cause analysis and resolution



Bring your scans to the cloud



NAVVIS | Up to
 HEXAGON | **10k m²**
 FARO | Scanned in a single day
 Leica Geosystems

Savings up to €57 k/year | **€25 k** Time savings per year + **€20 k** Nonconformance costs per year + **€12 k** Travel costs per year

Assumptions:
 Time Savings – 60 analysis projects per year, 50% with 360 camera, 2 rides per site visit each 4 hours, 8 hours/project at €105.
 Nonconformance Cost – Example: uninstall and reinstall a cooling machines, avoid NCC of about €20,000.
 Travel Costs – €200 per ride and 2 rides per project.

... value across industries and countries



Siemens Real Estate

Sweden
Real Estate Management

- 40% less food waste
- 20% savings in cleaning cost



SYK

Finland
University Facilities

- Reduce operational cost
- Increase energy efficiency
- Future proof buildings for 11,000+ students



Cloudline Solutions

USA
System Integrator

- Tailored customer apps
- Cost and time effective solution delivery



Prodea Investments

Greece
R.E. Investment Company

- Create transparency on energy consumption
- Meet sustainability goals & better tenant service



Mobile Energietechnik

Germany
Service Provider

- Continuous service delivery thanks to efficient operations
- Prolonged asset value

Siemens Mission is to support your digital and sustainable transformation

Invested in your sustainability goals

€4 bn

Energy savings for customers

25+ yrs.

Offering energy and performance services

Infrastructure digitalization pioneers

3.2 m

Devices connected to Building X

150+

Digital applications and offerings



2024 SmartScore Accredited Solution

300

Global Locations

10k+

Specialist Service Technicians

Contact

Published by Siemens Smart Infrastructure

Siemens Switzerland Ltd
Smart Infrastructure
Global Headquarters
Theilerstrasse 1a
6300 Zug
Switzerland
contact@siemens.com

For more information:

[siemens.com/smart-infrastructure](https://www.siemens.com/smart-infrastructure)