SCM STAR Access Secured Login

Supplier Portal

Restricted | © Siemens 2023 | SCM FE DDM | 2023-12

SIEMENS

SMDM / Supplier Entitlement
Content

1. Introduction Page 2

2. How to select the authentication method? Page 4

3. How to change the login data / authentication method? Page 19

4. Further communication material Page 28

SIEMENS

Supplier Entitlement
Reasoning, scope and major approach

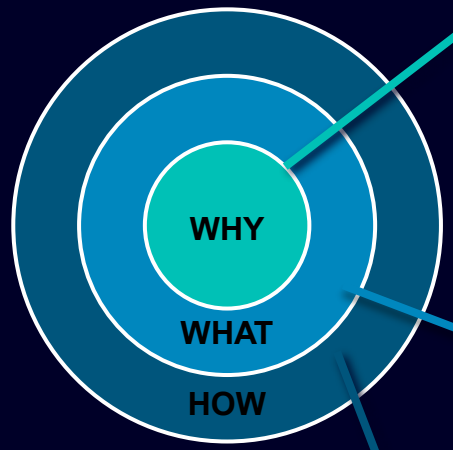

Information Security requirements to protect against cyber security attacks from external users bring up necessity of secured login mechanism.

Supplier Entitlement is an access system for supplier users to get access to Siemens applications via a unique 2-factor authentication:

- Factor 1: Entitlement email address + password
- Factor 2: An additional factor provided to the respective user

Based on selected second authentication method, supplier users receive

- Option 1: a push notification on the mobile phone (Guardian app)
- Option 2: a One-Time Password (OTP) via text message (SMS) on the mobile phone
- Option 3: a code generated via authenticator app after scanning the QR code

Upon successful confirmation, application access is granted.

SIEMENS

SMDM / Supplier Entitlement
Content

1. Introduction Page 2

2. How to select the authentication method? Page 4

3. How to change the login data / authentication method? Page 19

4. Further communication material Page 28

SIEMENS

Initial Multi-Factor-Authentication Activation

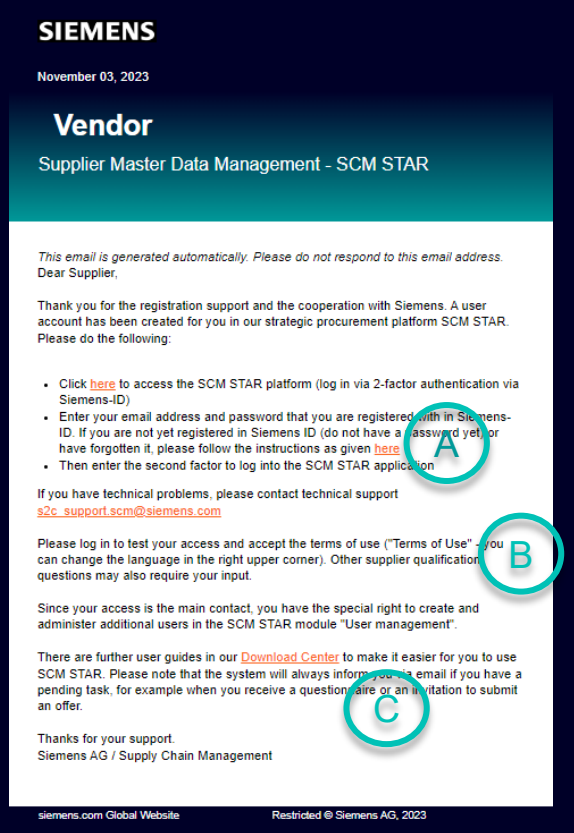

SIEMENS

November 03, 2023

Vendor

Supplier Master Data Management - SCM STAR

This email is generated automatically. Please do not respond to this email address.
Dear Supplier,

Thank you for the registration support and the cooperation with Siemens. A user account has been created for you in our strategic procurement platform SCM STAR. Please do the following:

- Click here to access the SCM STAR platform (log in via 2-factor authentication via Siemens-ID)
- Enter your email address and password that you are registered with in Siemens-ID. If you are not yet registered in Siemens ID (do not have a password yet) or have forgotten it, please follow the instructions as given here
- Then enter the second factor to log into the SCM STAR application

If you have technical problems, please contact technical support
s2c_support.scm@siemens.com

Please log in to test your access and accept the terms of use ("Terms of Use" – you can change the language in the right upper corner). Other supplier qualification questions may also require your input.

Since your access is the main contact, you have the special right to create and administer additional users in the SCM STAR module "User management".

There are further user guides in our Download Center to make it easier for you to use SCM STAR. Please note that the system will always inform you via email if you have a pending task, for example when you receive a questionnaire or an invitation to submit an offer.

Thanks for your support.
Siemens AG / Supply Chain Management

siemens.com Global Website Restricted © Siemens AG, 2023

A

B

C

A

Please click here to initiate your activities.

B

Are you logging in for the first time?
Learn how to log in in just a few steps by watching this video or reading this user guide. You must have created a secured single sign-on account to complete this application. This is a one-time process to create a secured user connection in the Siemens Authentication Service. If you do not already have an active user account, you will be redirected to the Siemens authentication pages. After you have activated your user account, you will be redirected to the supplier master data application.

C

Questions?

- Email: s2c_support.scm@siemens.com
- Internet page for suppliers (includes user guides in the Download Center): http://www.siemens.com/supplierportal

You will receive a notification email from star.scm@siemens.com with an activation link – please click the link (A) to be forwarded to the Multi-Factor-Authentication activation process. As a supporting material you can use a Video guidance or User Guide (B). In case of questions, please use the email address to contact the Support Team. Related documents can be reviewed in the Download Center (C).

SIEMENS

Initial Multi-Factor-Authentication Activation

SIEMENS

November 03, 2023

Vendor

Supplier Master Data Management - SCM STAR

This email is generated automatically. Please do not respond to this email address.
Dear Supplier,

Thank you for the registration support and the cooperation with Siemens. A user account has been created for you in our strategic procurement platform SCM STAR. Please do the following:

- Click here to access the SCM STAR platform (log in via 2-factor authentication via Siemens-ID)
- Enter your email address and password that you are registered with in Siemens-ID. If you are not yet registered in Siemens ID (do not have a password yet) or have forgotten it, please follow the instructions as given here
- Then enter the second factor to log into the SCM STAR application

At least 12 characters in length
Contain at least 3 of the following 4 types of characters:
Lower case letters (a-z)
Upper case letters (A-Z)
Numbers (i.e. 0-9)
Special characters (e.g. !@#$%^&*)
No more than 2 identical characters in a row (e.g., "aaa" not allowed)

Enter a new password for
training1612de@yahoo.com

your new password

confirm your new password

Reset Password

After using the link to initiate your activities you will be forwarded to the Siemens ID Login Service website. First, set up a strong password according to the password guidelines. Once you enter your password hit “Reset Password”.

SIEMENS

Initial Multi-Factor-Authentication Activation

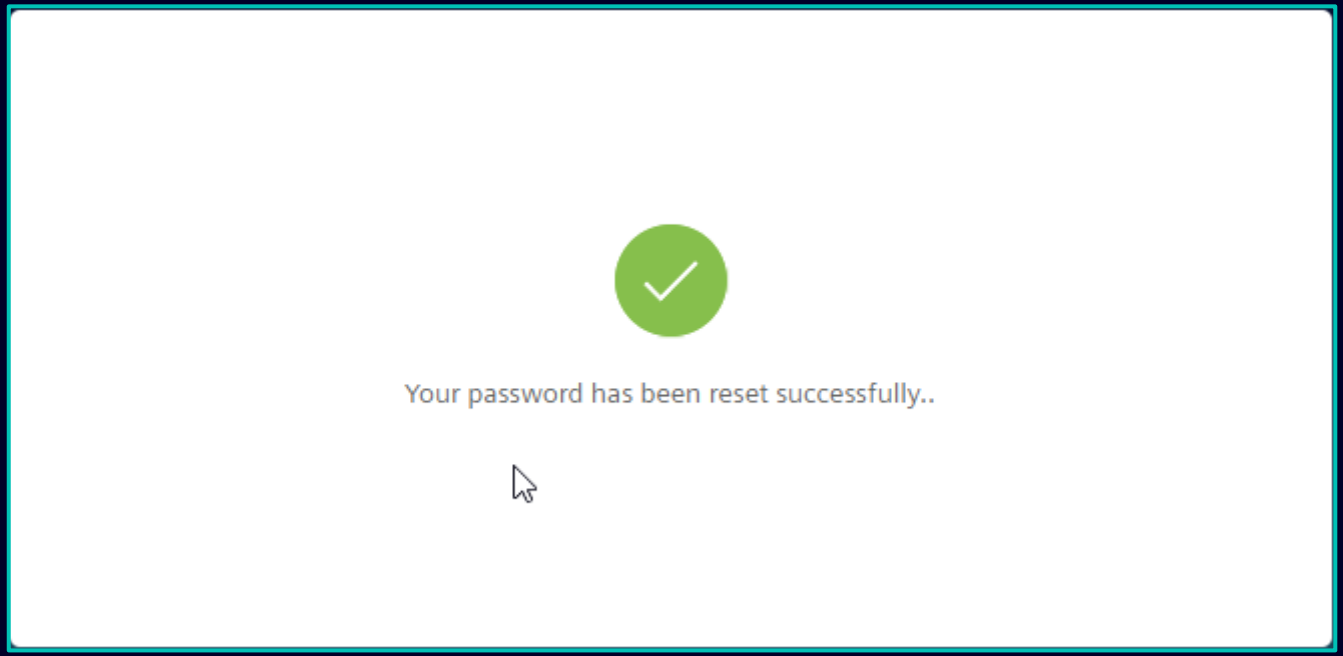

After resetting your password a confirmation message will be shown and you will be redirected to login using your newly set password.

SIEMENS

Initial Multi-Factor-Authentication Activation

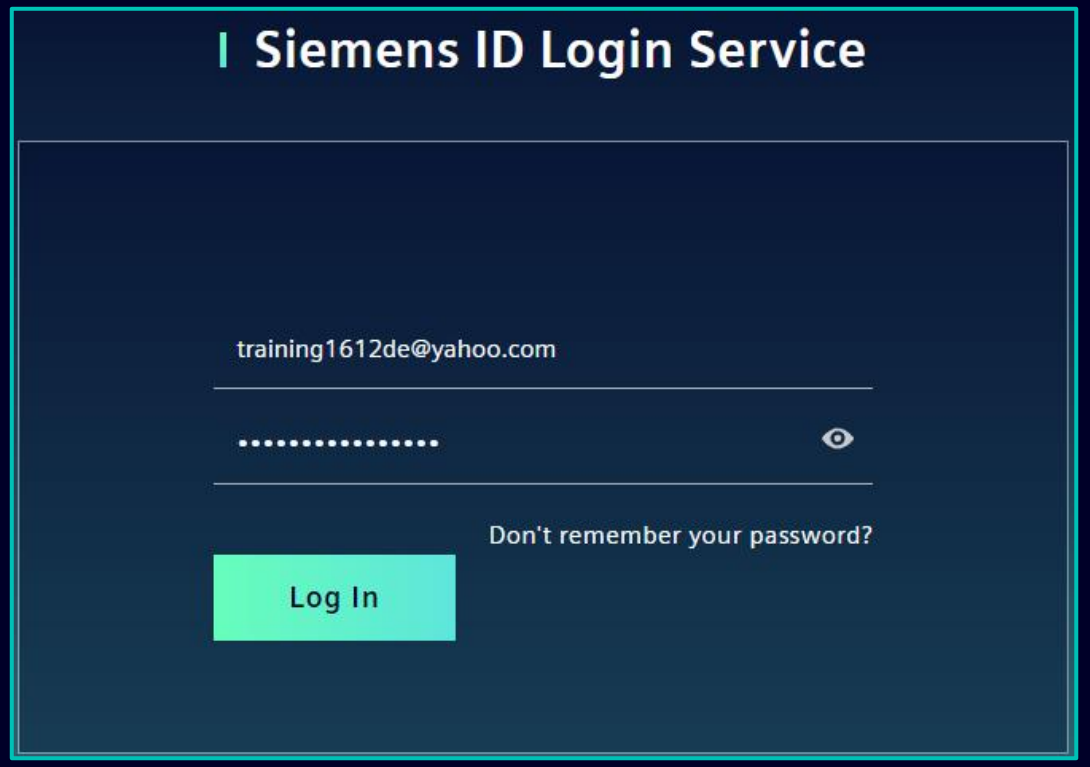

To access the supplier master data application, enter your email address, the newly created password and hit the Log In button. In case you have forgotten your new password please click “Don‘t remember your password?” and continue here.

SIEMENS

Initial Multi-Factor-Authentication Activation – Second Authentication Method

Choose your preferred second authentication method

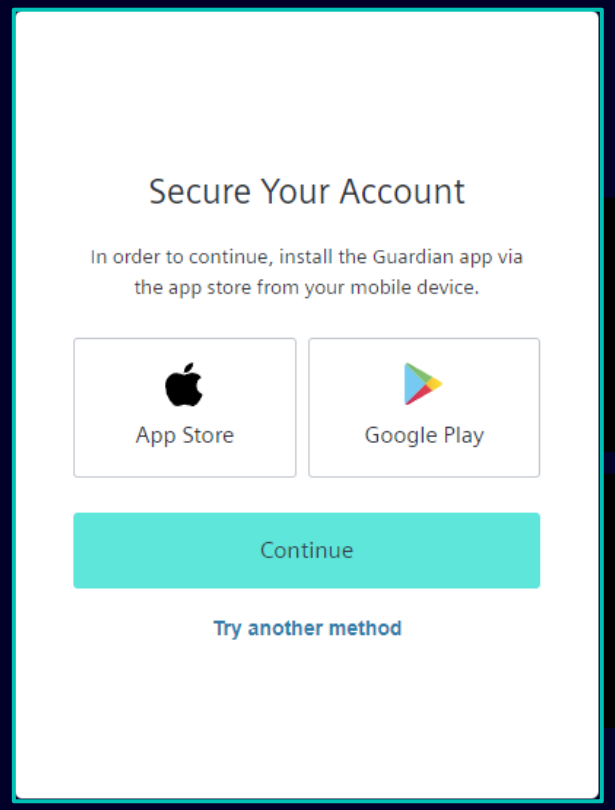

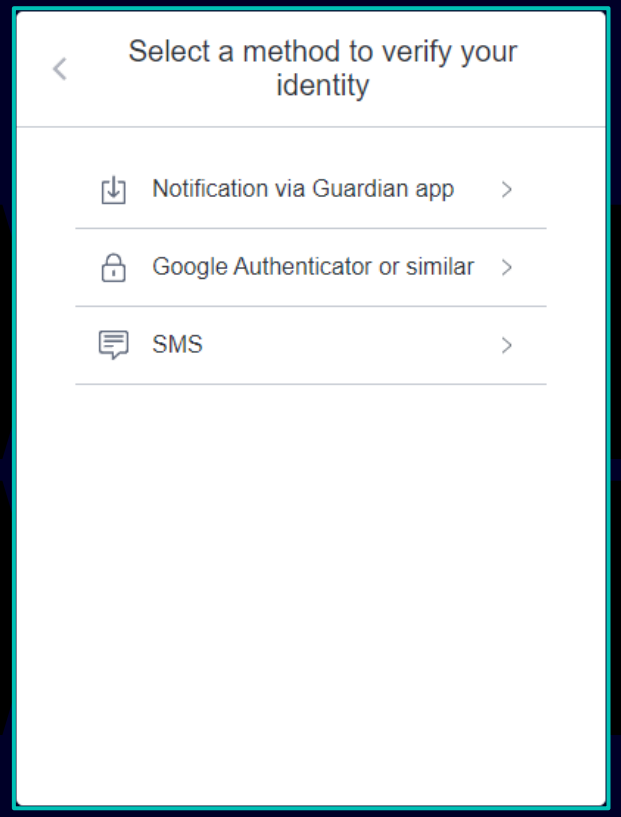

Jump to:

Guardian app for Android and Apple iOS

Google Authenticator or similar app

Mobile phone number authentication

After setting your password you will be redirected to select the second authentication method. You can choose between Guardian app, Google Authenticator or similar app and mobile phone number authentication. Please choose your preferred second authentication method and continue using the following links for Guardian app for Android and Apple iOS, Google Authenticator or similar app, mobile phone number authentication.

SIEMENS

Initial Multi-Factor-Authentication Activation – Second Authentication Method

Guardian app for Android and Apple iOS

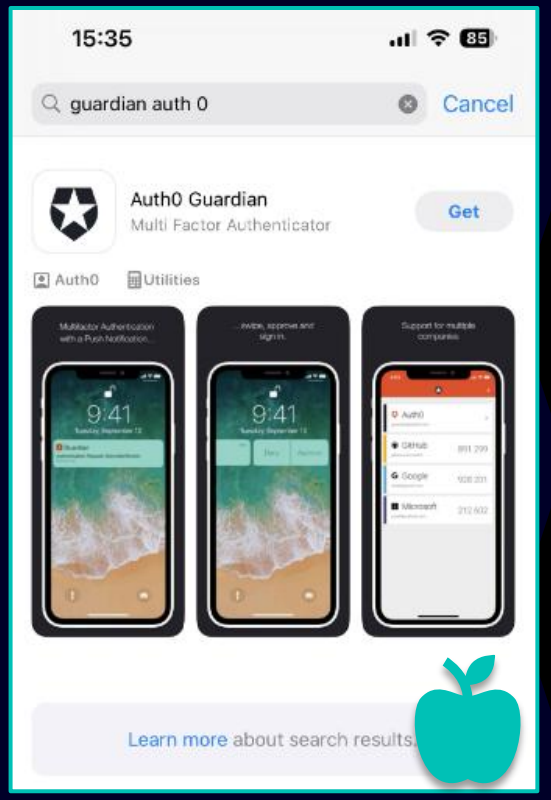

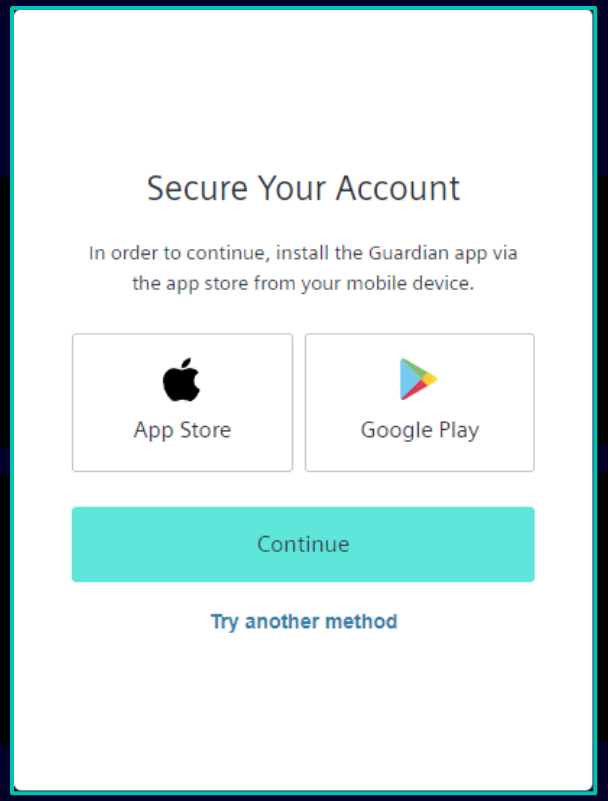



Guardian app should be selected in case you would like to use your Android or Apple iOS device for the second authentication method. To download the app you can use the direct link to access the relevant app store (click the App Store or Google Play icon). Search for the “Auth0 Guardian” on your mobile phone/tablet and after successfully installing the app continue to the next step.

SIEMENS

Initial Multi-Factor-Authentication Activation – Second Authentication Method

Guardian app for Android and Apple iOS

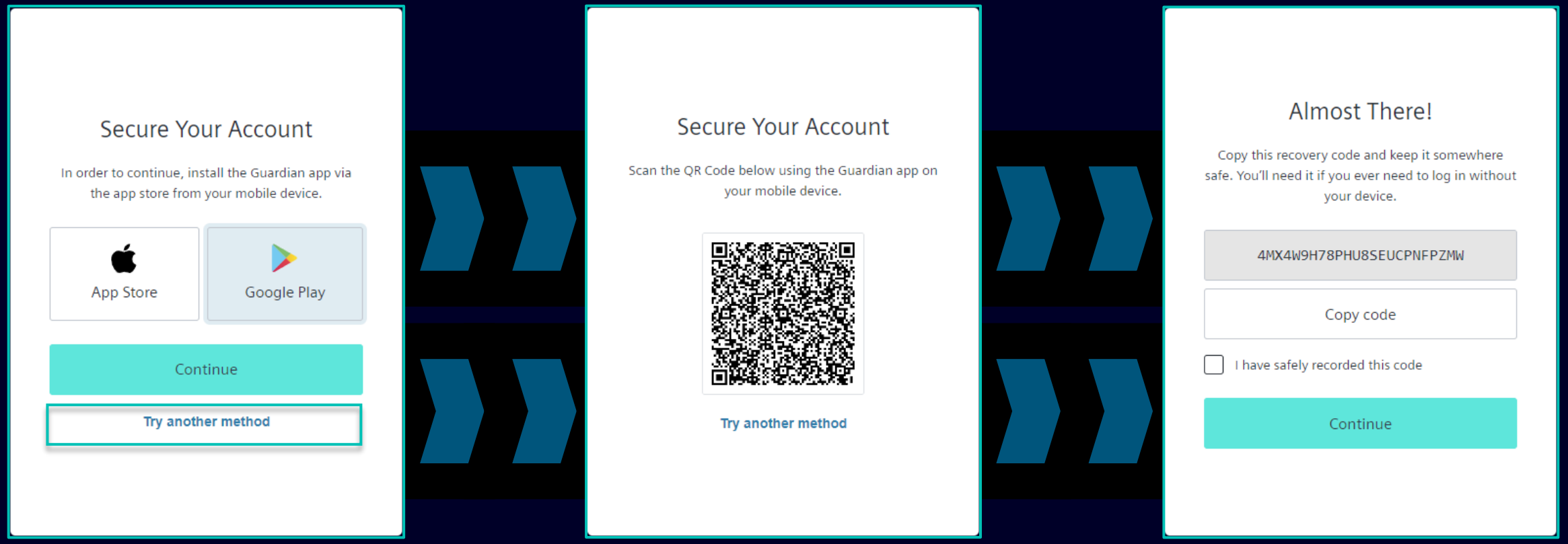

Once the Guardian app is successfully installed on your Andorid or Apple iOS device click “Continue”. A unique QR code will be generated. Open the Guardian app on your mobile phone/tablet and scan the QR code. Once the QR code is scanned you will be asked to either confirm or create a safe phrase in the Guardian app. In Siemens ID Login Service you will be asked to store the recovery code.

SIEMENS

Initial Multi-Factor-Authentication Activation – Second Authentication Method

Guardian app for Android and Apple iOS

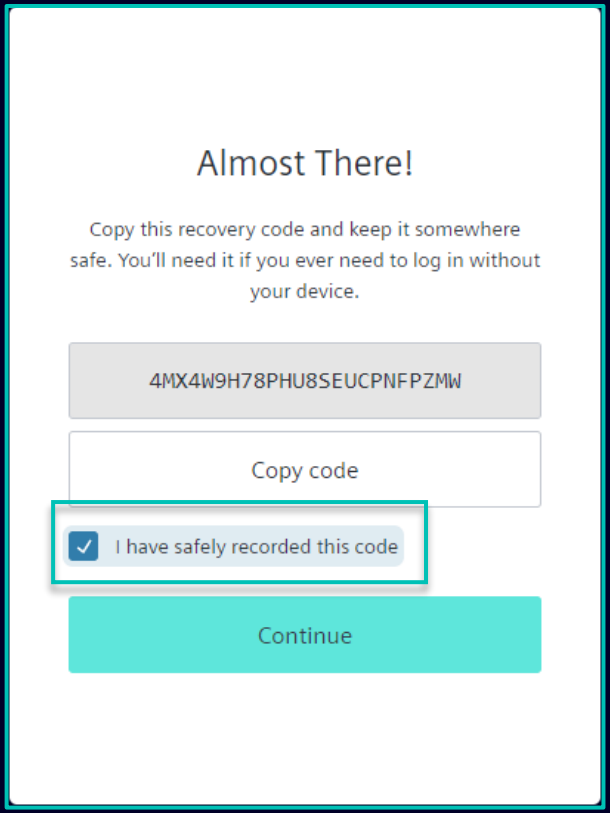

After you have saved the recovery code please confirm the action and click "Continue". Once done you will be redirected to the GMDM Pega system. For any future logins after entering your email address and your password (as in here) the Guardian app will be automatically set as a default second authentication method.

SIEMENS

Initial Multi-Factor-Authentication Activation – Second Authentication Method

Mobile phone number authentication

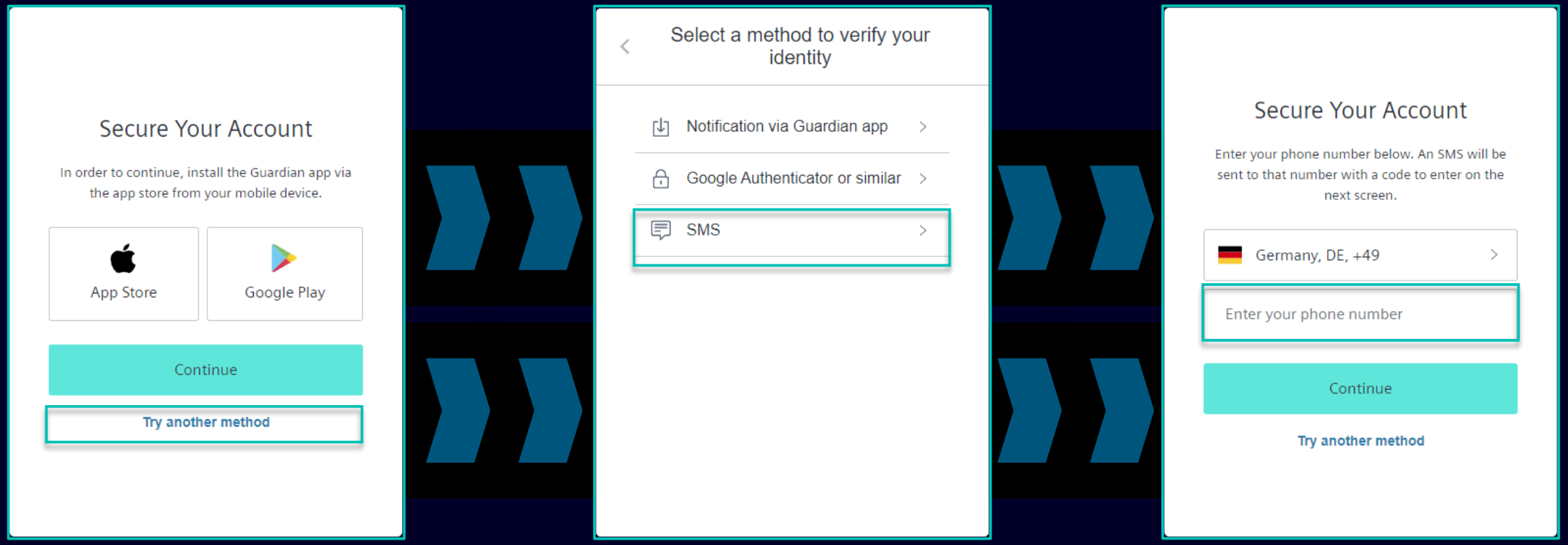

For **mobile phone number authentication** (SMS code) please select “Try another method” and select “SMS”. Choose your country code pre-fix, enter your phone number and click “Continue”.

SIEMENS

Initial Multi-Factor-Authentication Activation – Second Authentication Method

Mobile phone number authentication

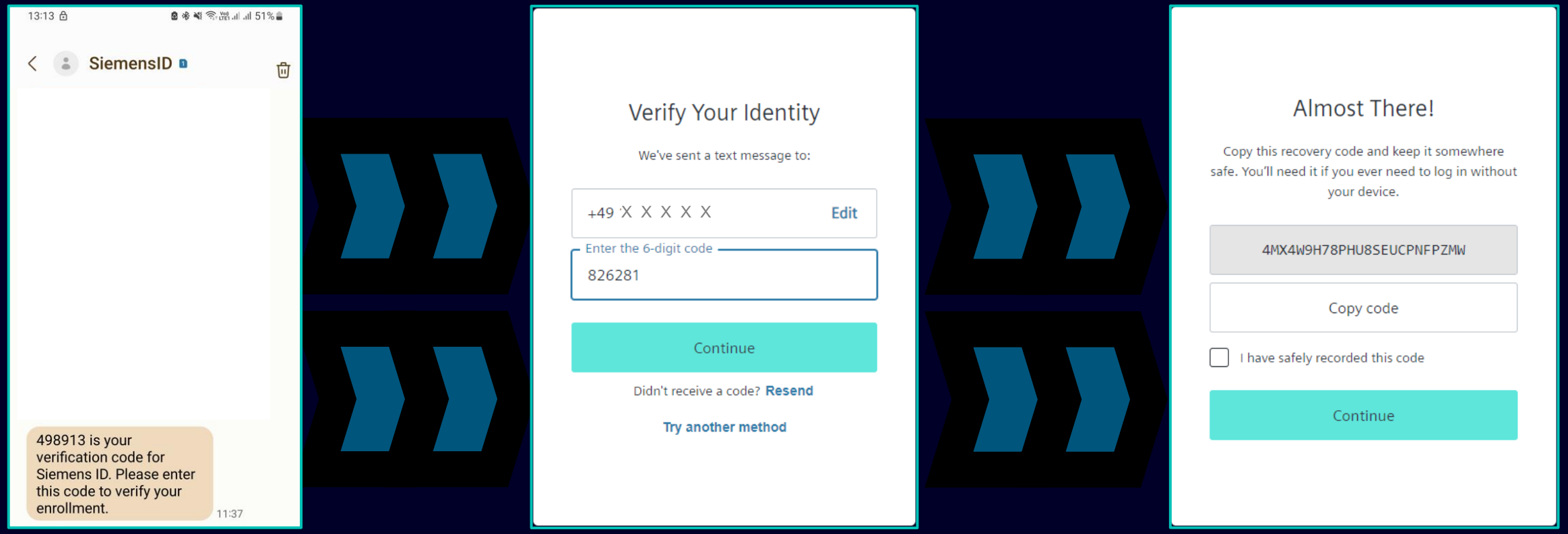

After providing your mobile phone number you will receive SMS with a 6-digit code. Enter the received code and click “Continue”. In case you have not received the code, please click “Resend”. After successfully validating the 6-digit code you will be asked to save the recovery code.

SIEMENS

Initial Multi-Factor-Authentication Activation – Second Authentication Method

Mobile phone number authentication

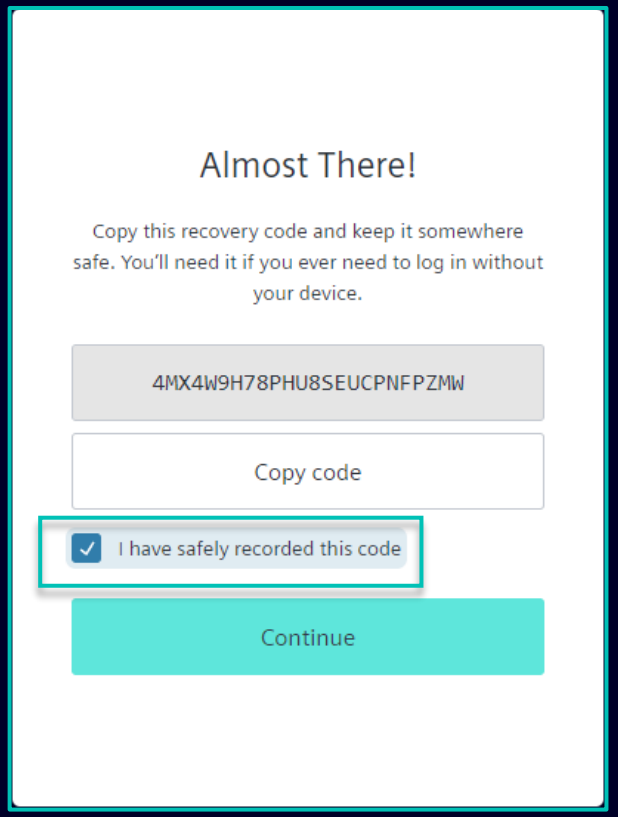

After you have saved the recovery code please confirm the action and click "Continue". Once done you will be redirected to the GMDM Pega system. For any future logins after entering your email address and your password (as in here) the SMS authentication will be automatically set as a default second authentication method.

SIEMENS

Initial Multi-Factor-Authentication Activation – Second Authentication Method

Google Authenticator or similar

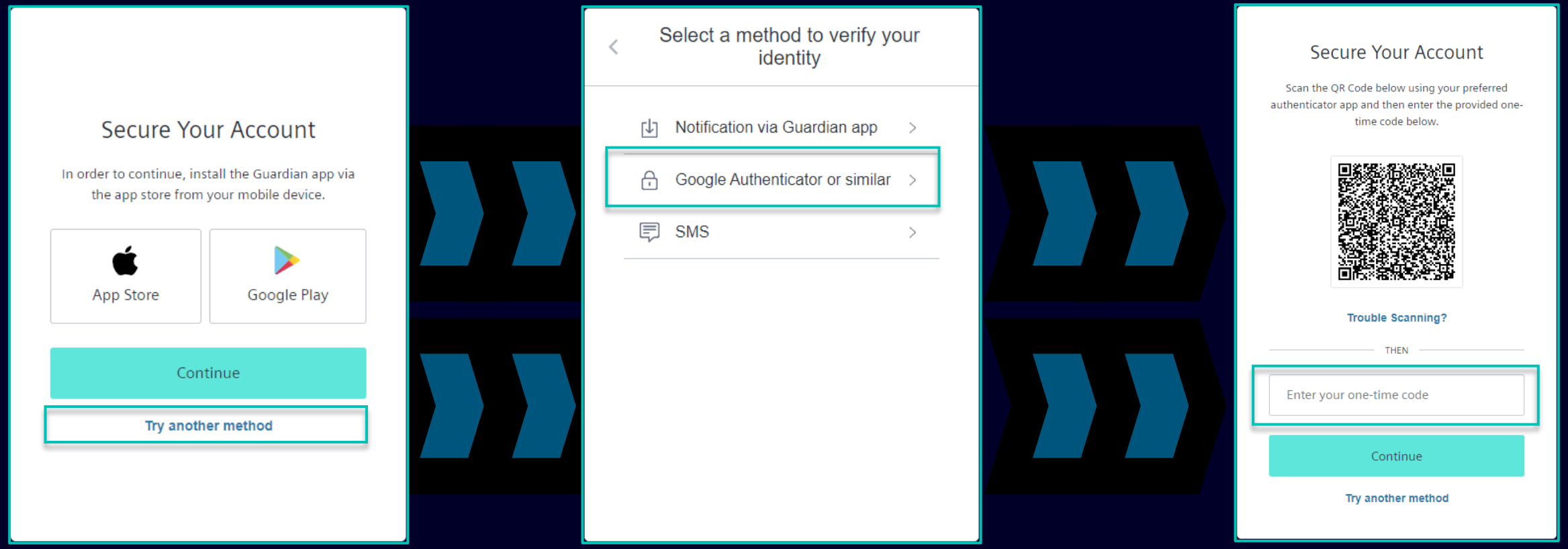

Google Authenticator or similar can be used if the user already has the Google Authenticator or similar authentication app installed on their device. After selecting this option, scan the QR code to obtain the one-time code. Enter the code and click “Continue” to complete the login process.

SIEMENS

Initial Multi-Factor-Authentication Activation – Second Authentication Method

SCM STAR view – first time login

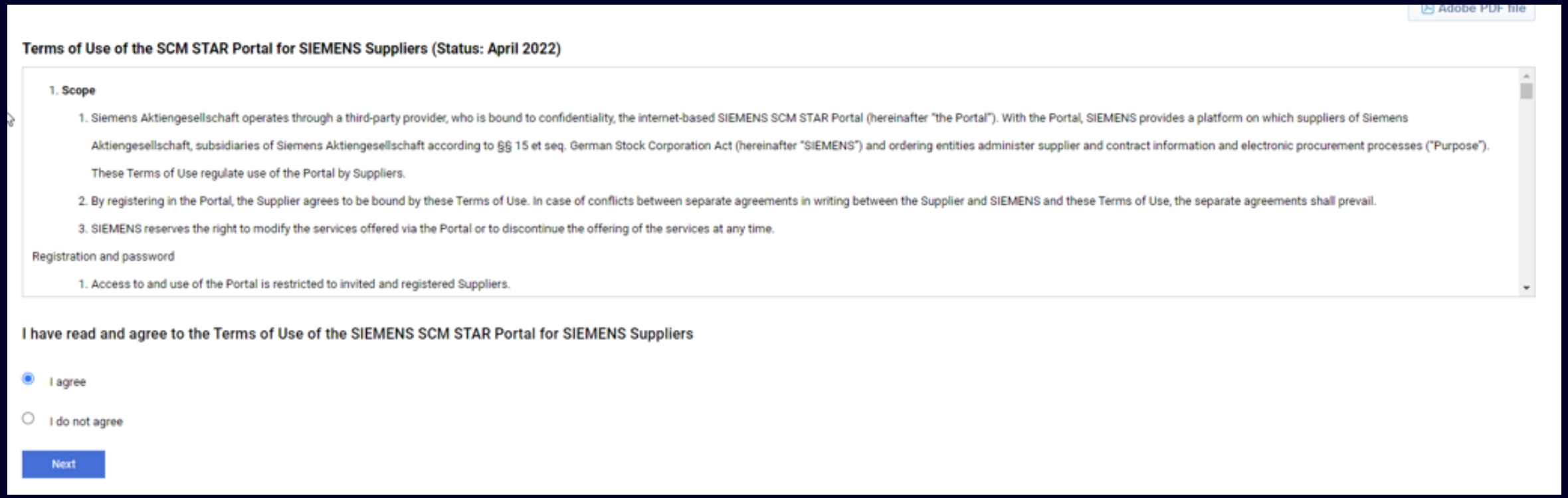

Adobe PDF file

Terms of Use of the SCM STAR Portal for SIEMENS Suppliers (Status: April 2022)

1. **Scope**
   1. Siemens Aktiengesellschaft operates through a third-party provider, who is bound to confidentiality, the internet-based SIEMENS SCM STAR Portal (hereinafter "the Portal"). With the Portal, SIEMENS provides a platform on which suppliers of Siemens Aktiengesellschaft, subsidiaries of Siemens Aktiengesellschaft according to §§ 15 et seq. German Stock Corporation Act (hereinafter "SIEMENS") and ordering entities administer supplier and contract information and electronic procurement processes ("Purpose"). These Terms of Use regulate use of the Portal by Suppliers.
   2. By registering in the Portal, the Supplier agrees to be bound by these Terms of Use. In case of conflicts between separate agreements in writing between the Supplier and SIEMENS and these Terms of Use, the separate agreements shall prevail.
   3. SIEMENS reserves the right to modify the services offered via the Portal or to discontinue the offering of the services at any time.

Registration and password

1. Access to and use of the Portal is restricted to invited and registered Suppliers.

I have read and agree to the Terms of Use of the SIEMENS SCM STAR Portal for SIEMENS Suppliers

I agree

I do not agree

Next

If you login for the first time to SCM STAR you need to accept the Terms of Use.

The Full Version of Terms of Use is available in the download center in the Supplier portal.

SIEMENS

Initial Multi-Factor-Authentication Activation – Second Authentication Method

SCM STAR view – E-Mail address used in Multiple Accounts

Your SSO ID is associated to more than one Username. The Usernames are listed below. Select which user you want to use

USERNAME LIST

	ORGANISATION	NAME	EMAIL	REGULAR LOGIN - EXPIRING SOON: USERNAME	CITY	COUNTRY	ACCOUNT ID	IFA NUMBER	
1	Testing_Account_MFA_December	Vostradovská Lenka	mfa-testing-14@seznam.cz	mdv-102811_siemenspreprod_scm	Praha 20	CZECH REPUBLIC	376258	1991377358	
2	testovacka	Vostradov Lenulina	mfa-testing-14@seznam.cz	mdv-102812_siemenspreprod_scm	1234567	DEUTSCHLAND	368761	0112406560	

When the Supplier E-Mail Address is connected with multiple accounts in SCM STAR, after you login with MFA you will get the overview of all accounts and can decide which account you want to access.

SIEMENS

SMDM / Supplier Entitlement
Content

1. Introduction Page 2

2. How to select the authentication method? Page 4

3. How to change the login data / authentication method? Page 19

4. Further communication material Page 28

SIEMENS

Initial Multi-Factor-Authentication Activation – Forgotten Password

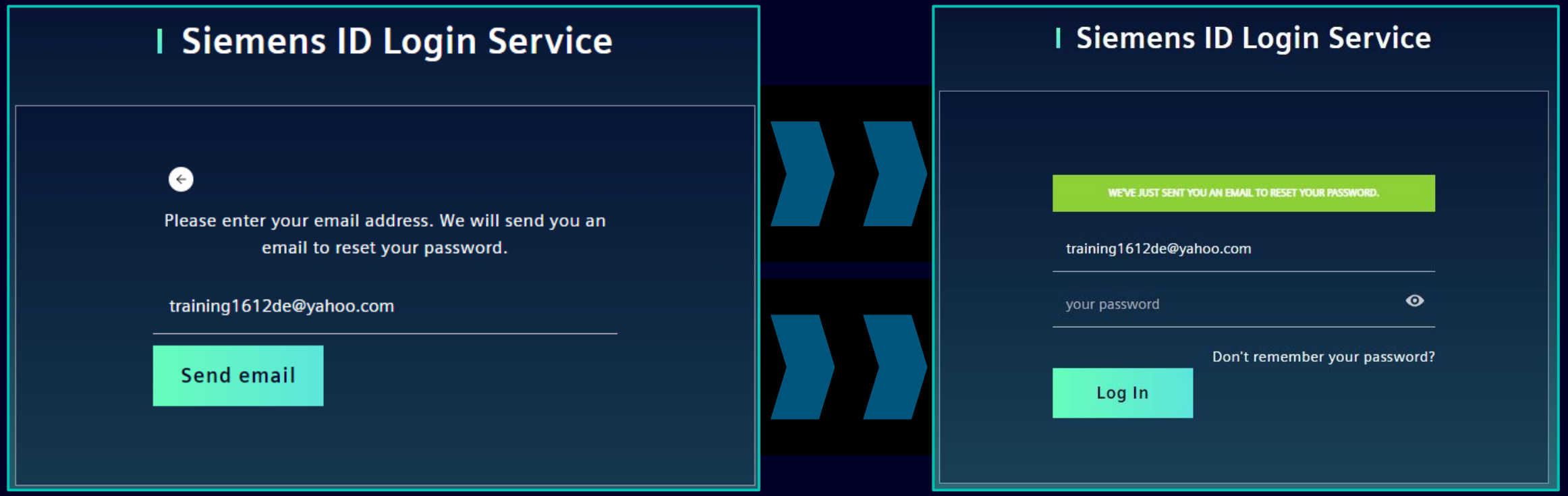

Enter your email address (the same address to which you received the notification email from scm.star@siemens.com) and click “Send email”. You will receive an email to reset your password.

SIEMENS

Initial Multi-Factor-Authentication Activation – Forgotten Password

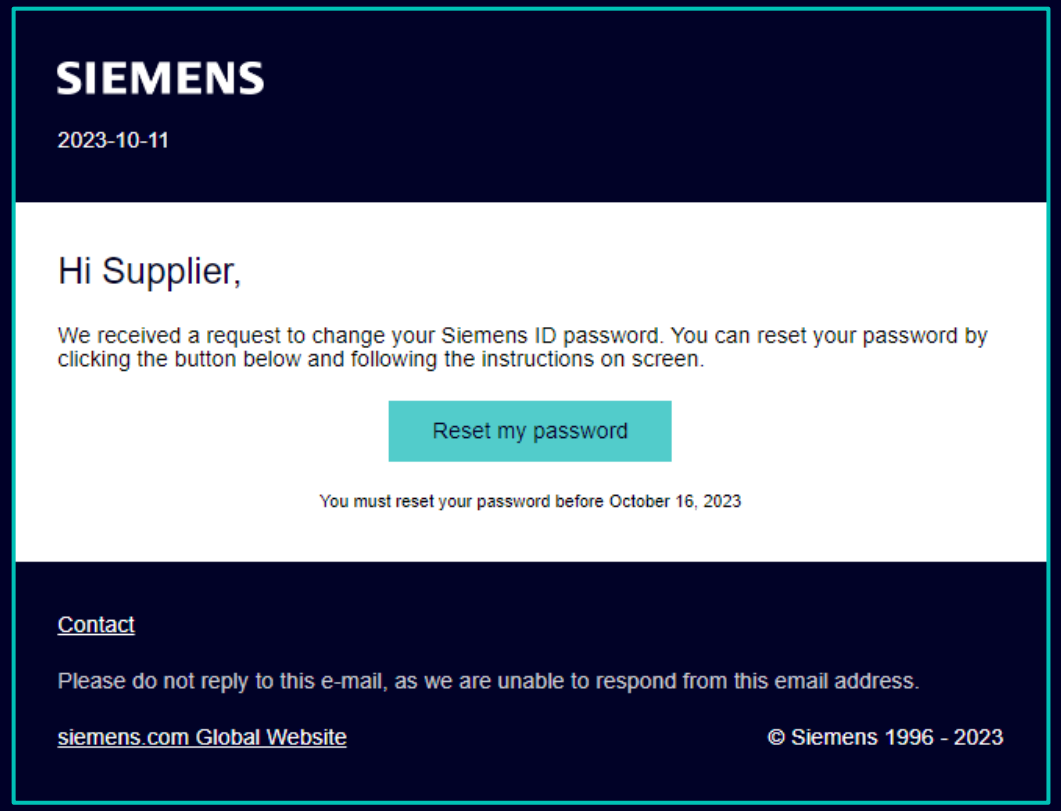

SIEMENS

2023-10-11

Hi Supplier,

We received a request to change your Siemens ID password. You can reset your password by clicking the button below and following the instructions on screen.

Reset my password

You must reset your password before October 16, 2023

Contact

Please do not reply to this e-mail, as we are unable to respond from this email address.

siemens.com Global Website

© Siemens 1996 - 2023

Open the email and click “Reset my password”. You will be redirected to the initial Siemens ID Login Service page, where you can reset your newly set password. Then continue here.

SIEMENS

How to Change the Login Data / Authentication Method

Login to Siemens ID Self Service

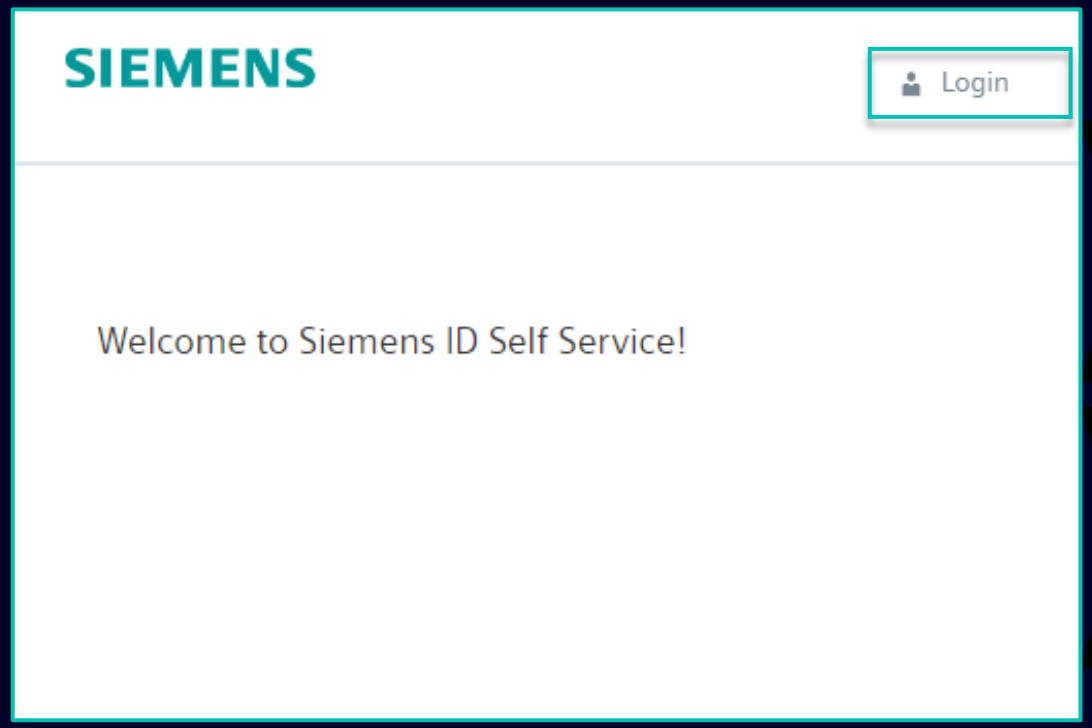

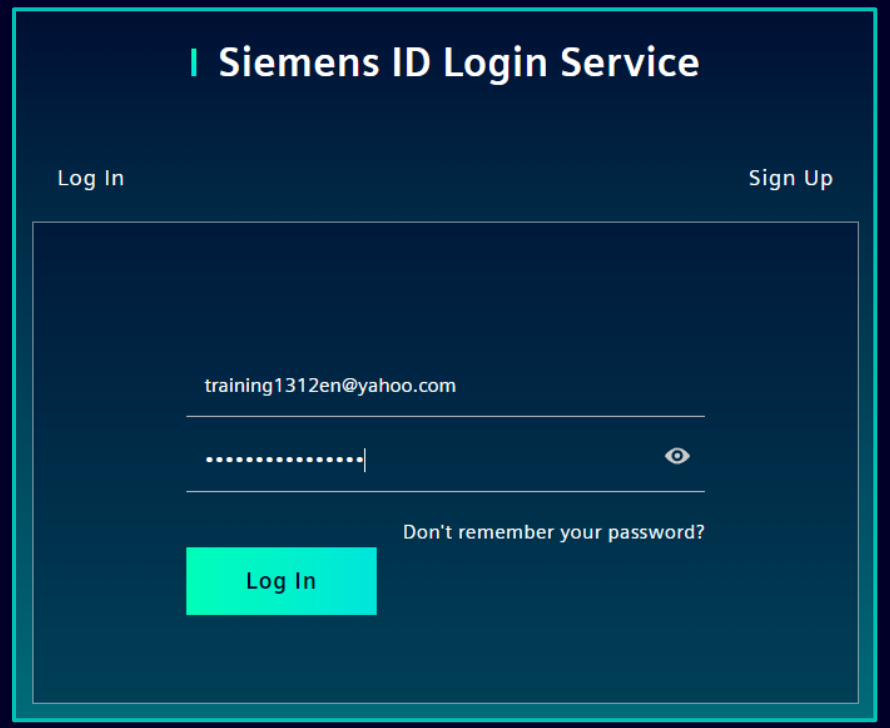

Please go to https://sp.login.siemens.com/ and click “Login“; on the next page enter your email and password and click “Log In”.

SIEMENS

How to Change the Login Data / Authentication Method

Change of the Account information

Change Name

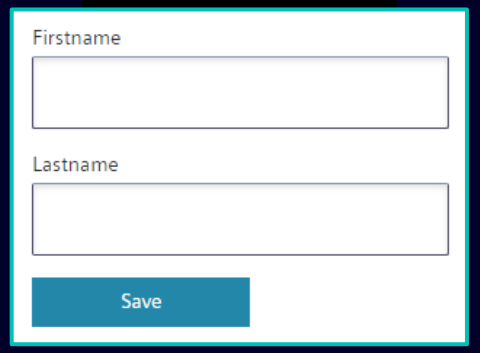

Changing your Firstname and Lastname will not affect the Authentication logic.

Change Email

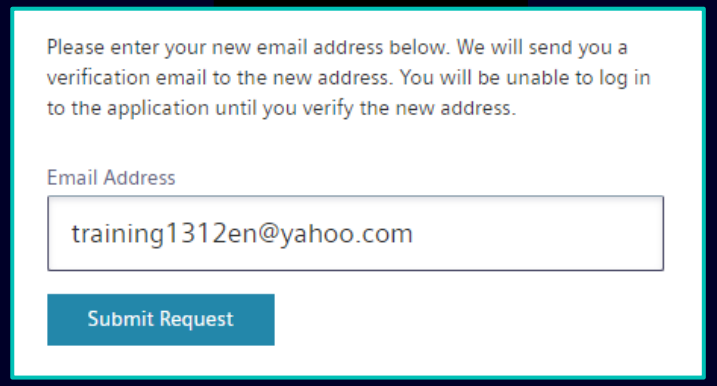

Changing your email will disable the Application access until the new email address is confirmed. Afterwards, the new email address can be used for the existing authentication method.

Change Password

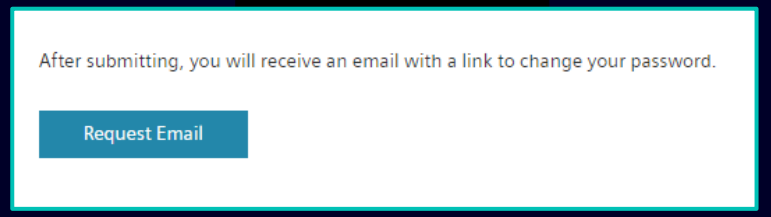

Resetting your password will not affect the second authentication method. After resetting the password the current second authentication setup will be pre-set.

After providing the second authentication method you will be redirected to the above-mentioned profile settings.

SIEMENS

How to Change the Login Data / Authentication Method

Multi-Factor-Authentication method change

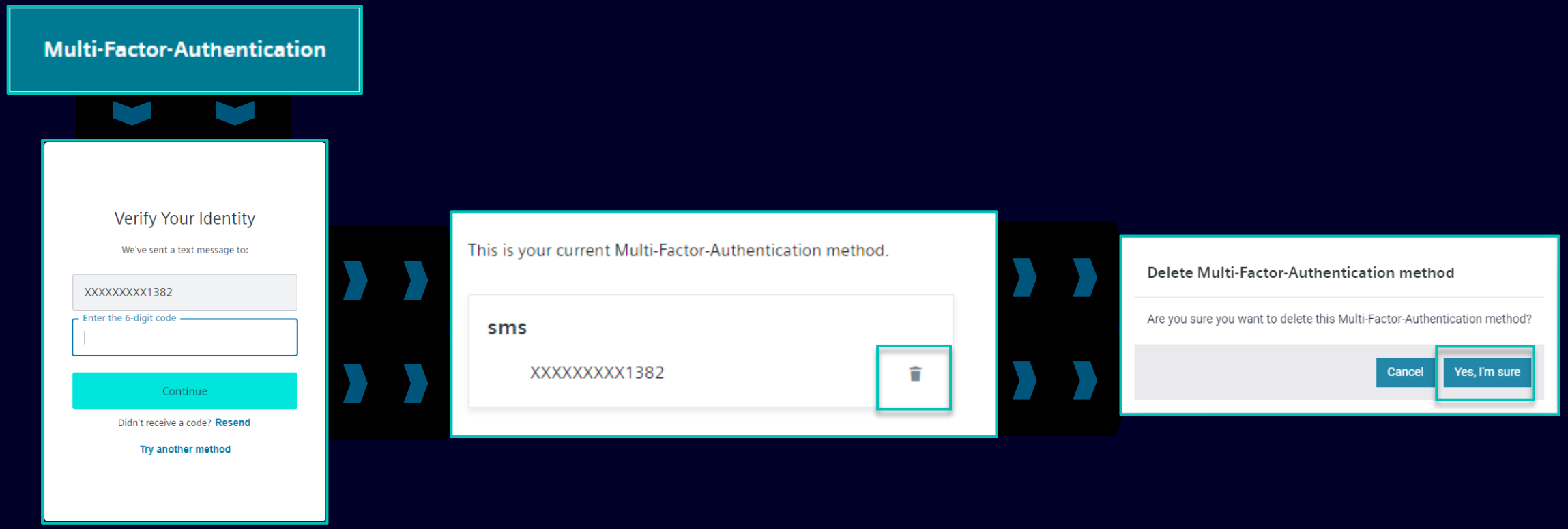

To change your Multi-Factor-Authentication method click “Multi-Factor-Authentication” – you will be asked to provide the currently set authentication method. After the login select the delete icon and confirm the action. In case you are trying to change the second authentication method due to the reason that the second authentication method is not available to you (e.g. lost phone, lost access to Guardian app or other second authentication apps) click here for further steps.

SIEMENS

How to Change the Login Data / Authentication Method

Multi-Factor-Authentication method change

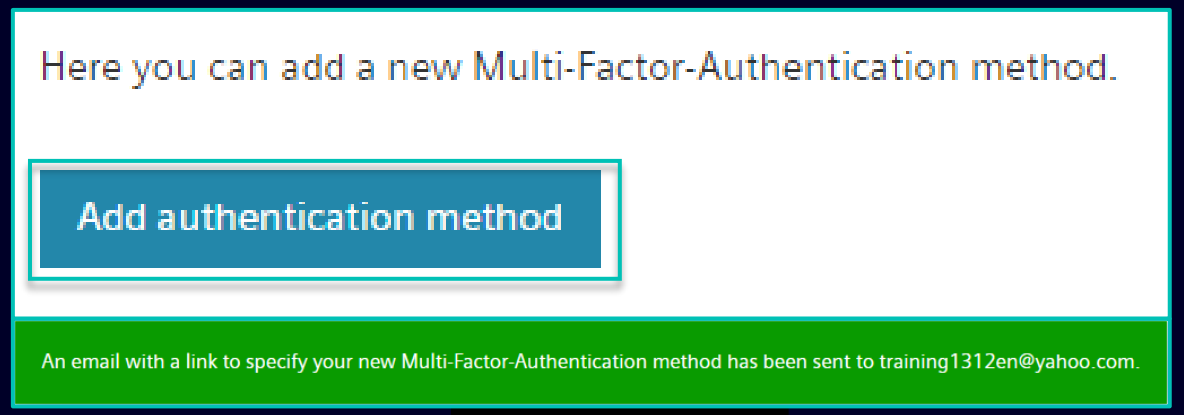

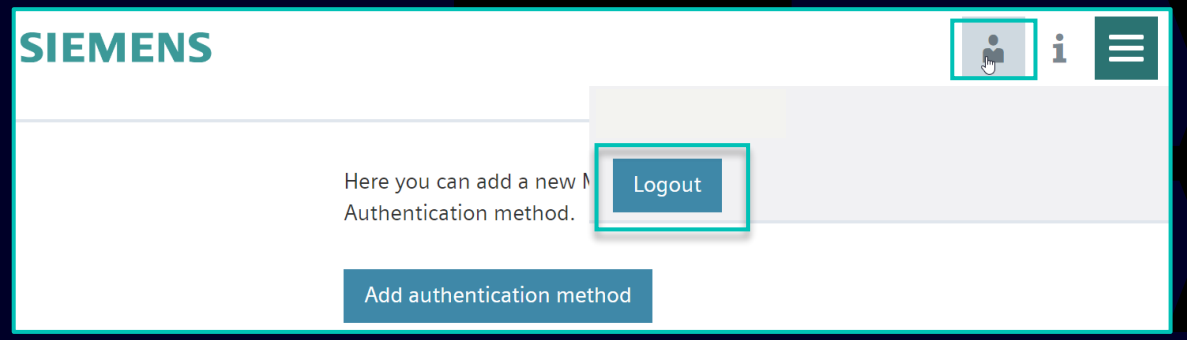

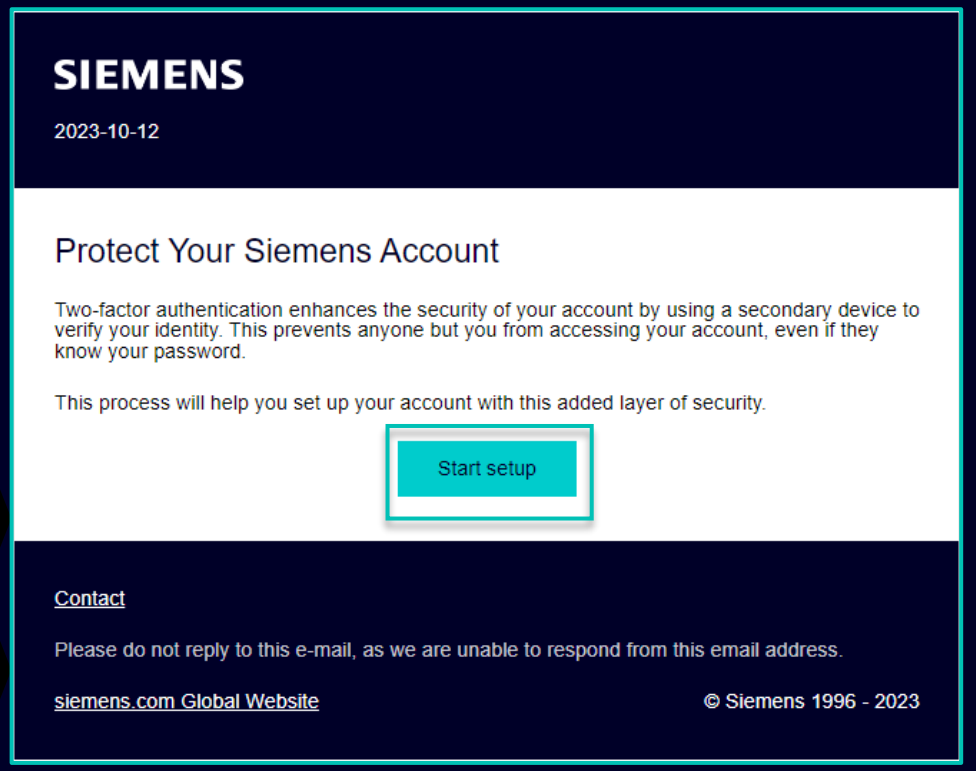

After deleting the current authentication method you need to set a new Multi-Factor-Authentication method. Click “Add authentication method” to receive an email with further instructions. **It is important to Log out from your account before you proceed with setting up a new second authentication method.** Once done, open the notification you received to your mailbox and click “Start setup” and continue as described here.

SIEMENS

How to Change the Login Data / Authentication Method

Login via recovery code

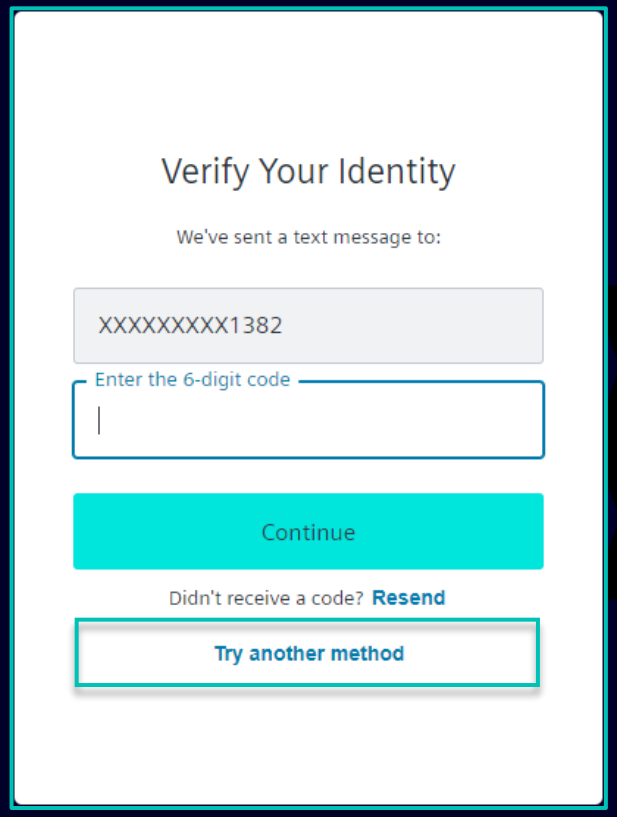

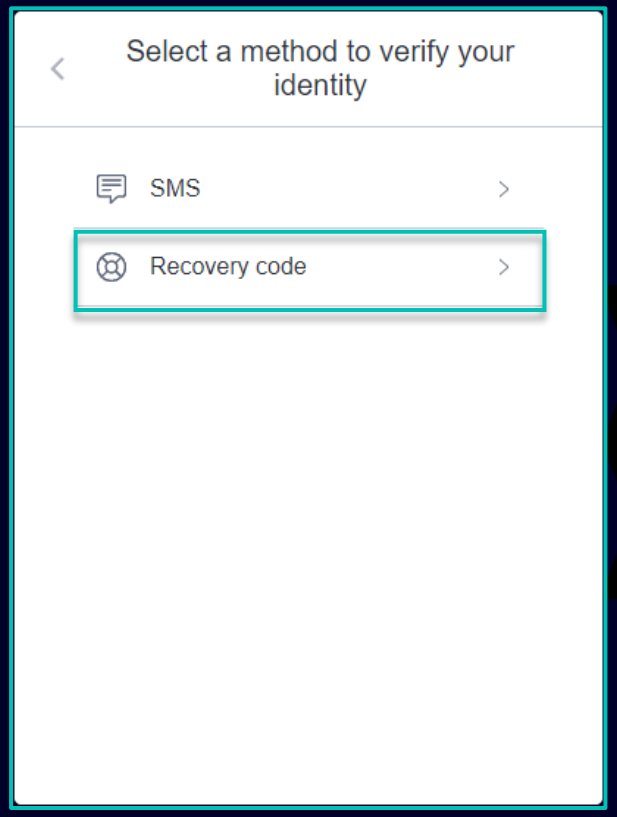

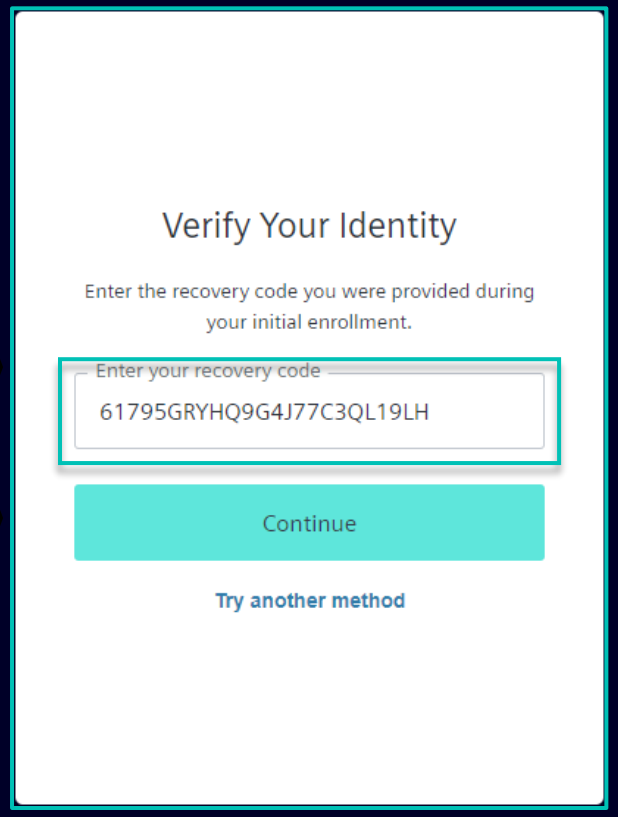

If you need to change the second authentication method or you are not able to provide the second authentication at the moment you can log in using the recovery code you have been provided with upon your first login. In this case when asked for the second authentication select “Try another method” and select the “Recovery code” option. Enter your recovery code and click “Continue”.

SIEMENS

How to Change the Login Data / Authentication Method

Login via recovery code

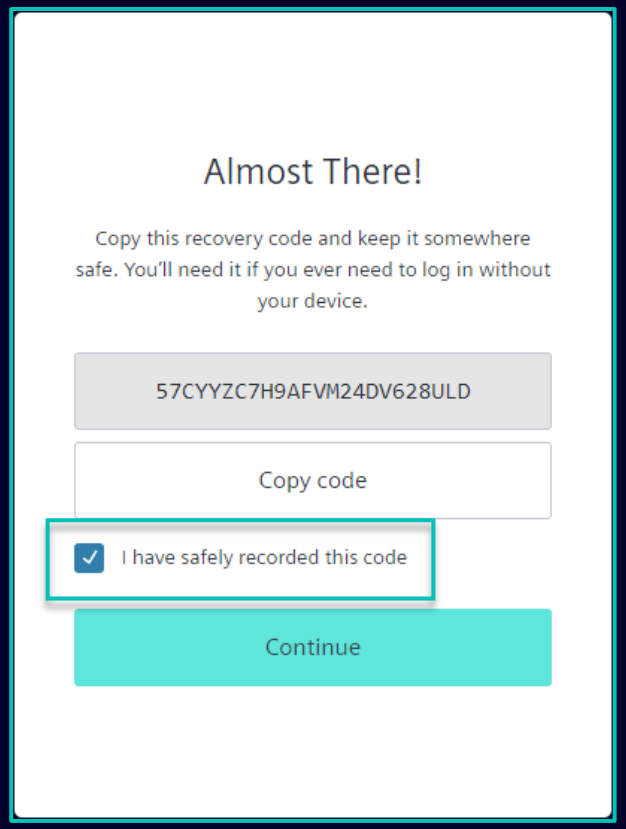

You will be provided with a new recovery code. Please make sure you copy the new recovery code and keep it somewhere safe. The old recovery code can be dismissed as it is disabled as soon as you are provided with a new one. After saving your new recovery code click “Continue”.

SIEMENS

SMDM / Supplier Entitlement
Content

1. Introduction Page 2

2. How to select the authentication method? Page 4

3. How to change the login data / authentication method? Page 19

4. Further communication material Page 28

SIEMENS

Further Communication Material and Wrap-up
Multimedia touch points

1 Supplier Portal

- General information on SCM STAR
- News and information to keep you up to date
- Access to training material (Download Center)

2 First level support

User Help Desk

The User Help Desk is available from Monday to Friday, 07.00 a.m. – 08.00 p.m. CET. Supported Languages: English and German.

GBS Portal: Open a ticket here

Call-back service for suppliers: **+49 (89) 780 52 7450**

- User Help Desk / Hotline
- Raise a ticket via email – click here

SIEMENS

Thank You

Restricted | © Siemens 2023 | SCM FE DDM | 2023-12

SIEMENS