




u: auditieve herkenning


DOEL ik kan de u horen.

ik hoor de u.




1 doe!

- luister naar het woord.
- zeg het woord na.
- hak dan het woord in stukjes.
- duid kop - buik - staart aan.
- hoor je u? ja of nee?






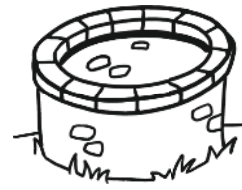
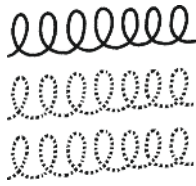
boos	rug	ver	muur	bus	hut
been	tuin	dun	mug	vaak	weg

- ## 2
- benoem de prenten.
 - hoor je u? kleur dan de prent.



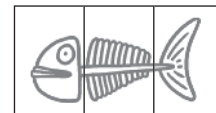
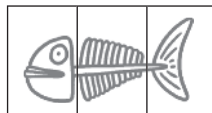
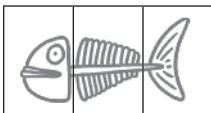
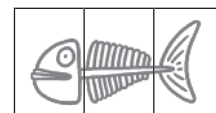
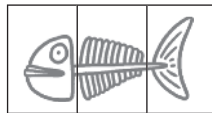
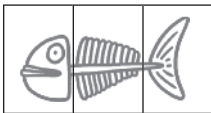


3

- benoem de prenten.
- hak het woord in stukjes.
- waar hoor je u?
- zet een kruisje in het juiste vakje.



4

- benoem de prenten.
- hak het woord in stukjes.
- hoor je u? zet dan een kruisje in het juiste vakje.



hoe is het gegaan?



u: visuele herkenning

DOEL ik kan de u herkennen.

u van mug



m	u	g
---	---	---

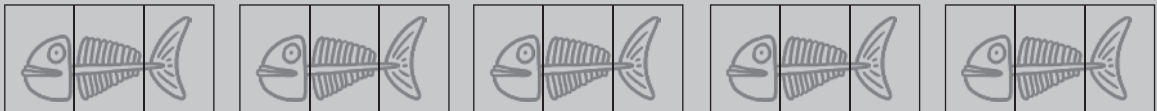


1 doe!




- kijk naar de woorden.
- zie je u in het woord?
- zet je vinger op de juiste plaats in de vis.

p	u	t	l	e	s	k	aa	l	z	u	s	j	u	f
---	---	---	---	---	---	---	----	---	---	---	---	---	---	---



2 • zoek de monsters met u.

• kleur ze.

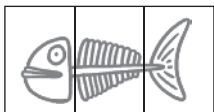


3 • kijk naar de woorden.

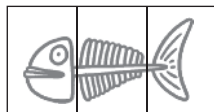
• waar zie je u?

• zet een kruisje in het juiste vakje.

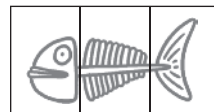
zus



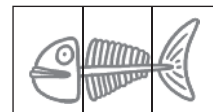
mug



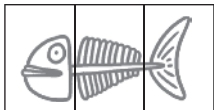
put



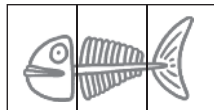
bus



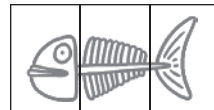
kus



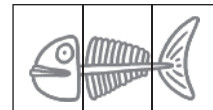
buk



gul



puk



4 • kijk naar de woorden.

• in welke woorden zie je u?

• omkring ze.

baas

zus

bus

rook

dol

put

juf

dus

beek

kat

hoe is het gegaan?




u: visuele herkenning

DOEL ik kan de u herkennen.

u van mug



m	u	g
---	---	---



1 doe!



- kijk naar de woorden.
- zie je u in het woord?
- zet je vinger op de juiste plaats in de vis.

n	oo	t	z	u	s	j	u	f	h	e	k	l	u	s
---	----	---	---	---	---	---	---	---	---	---	---	---	---	---



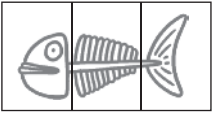
- ## 2
- zoek de vakjes met u.
 - kleur ze.

n	h	n	n	h	v
h	u	v	n	u	h
n	u	n	h	u	v
h	u	h	n	u	h
n	u	v	n	u	v
h	n	u	u	h	n
n	v	h	h	n	v


3

- kijk naar de woorden.
- waar zie je u?
- zet een kruisje in het juiste vakje.


nut




put



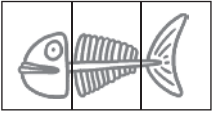
dun



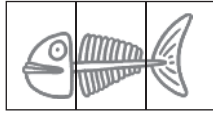
vul




hun




hut



kun



hup



4

- alleen de bussen met een u-woord mogen rijden.
- zoek de bussen met een u-woord.
- trek een lijn.

lus



hak



juf



man



rum



hoe is het gegaan?






u: leesblad MKM-woorden en korte zinnen

DOEL ik kan woorden met u lezen.

u van mug



m	u	g
---	---	---



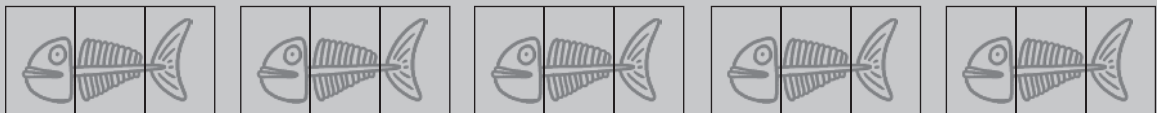
• leeskaart

1 doe!




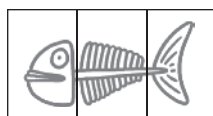
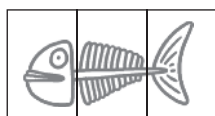
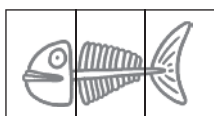
- hak het woord eerst in stukjes.
- begin bij het kopje.
- lees het woord dan helemaal.

m	u	s	j	u	f	l	u	s	d	u	n	r	u	g
---	---	---	---	---	---	---	---	---	---	---	---	---	---	---



2 • lees de woorden.

• welk woord hoort bij welke prent? verbind.



j u f

b u s

k u s

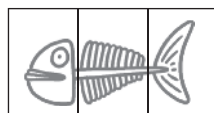
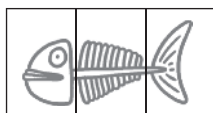
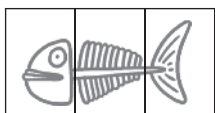
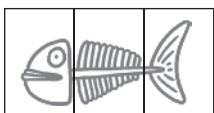
p u t



3 • kijk naar de woorden.

• kleur wat steeds terugkomt: kop – buik – staart.

• lees de woorden.



rug
ruk
rum
rus

zus
mus
dus
kus

nut
put
hut
dut

mus
hut
dun
juf

4 • lees de zinnen.

• volg met je leeskaart.

juf zit op de bus.

ik geef zus een kus.

ik maak een lus.

de mus zit in de hut.

de rus doet een dut in de hut.

de zus van juf heet lut.

hoe is het gegaan?

