

Hair and nail disorders by the numbers

Hair and nail disorders are among 24 skin diseases or disease categories examined in the Burden of Skin Disease report commissioned by the American Academy of Dermatology. The report examined prevalence, economic burdens, and mortality for skin disease in the U.S. using 2013 health care claims data drawn from insurance enrollment and claims databases and found that:

- **84.5 million Americans — one in four** — saw a physician for skin disease; 50% of them are over 65 and have an average of 2.2 skin conditions.
- Skin disease **cost the U.S. healthcare system \$75 billion** in medical, preventative, and prescription and non-prescription drug costs.
- **One in three Americans with skin disease were seen by a dermatologist**, who collaborate with other physicians throughout the health care system in caring for these patients.

In 2013, nearly 8 million Americans sought medical treatment for hair and nail disorders, a group of conditions that includes alopecia, telogen effluvium, hirsutism, and hair and nail anomalies. These conditions:

- Primarily affected adults, especially **seniors over age 65**.
- Resulted in **\$986 million in medical costs**.
- Led to **lost productivity costs of \$385 million**, similar to nonmelanoma skin cancer or acne.

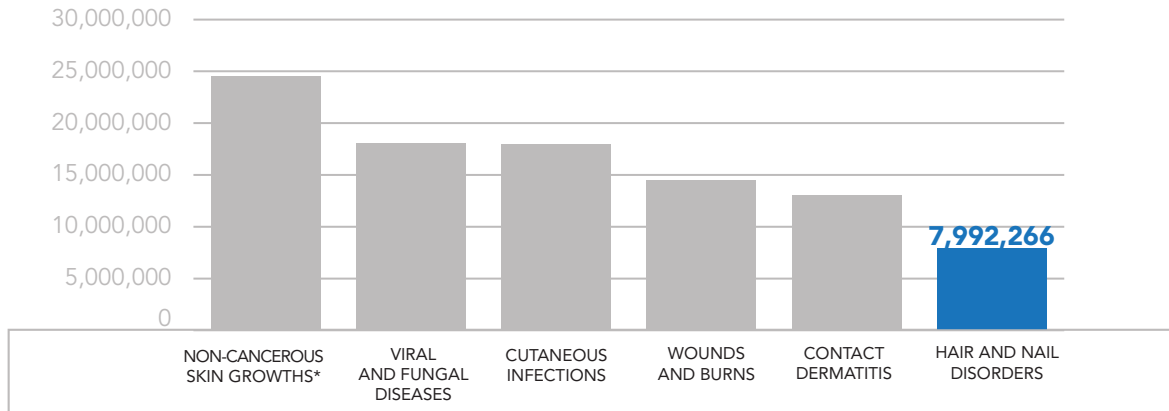
The charts that follow provide topline data on how hair and nail disorders contribute to the overall burden of skin disease.

The full report includes data on prescription and non-prescription drug costs, and how age and insurance status and provider relate to the burden associated with hair and nail disorders and skin disease broadly. To purchase the report visit www.aad.org/BSD.

Prevalance

NUMBER OF CARED-FOR INDIVIDUALS

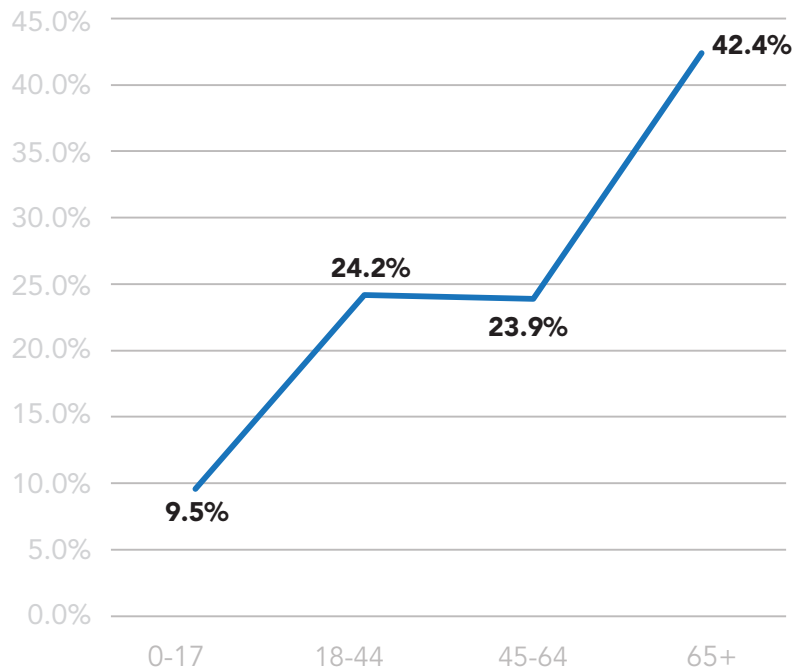
● HAIR AND NAIL DISORDERS ● OTHER SKIN DISEASES



*This category is clinically broad in nature and includes, among other diseases: benign neoplasms, melanocytic nevi (unspecified), pilar cysts, pilonidal cysts (with or without abscess), scars and fibrosis, etc.

HAIR AND NAIL DISORDER PATIENTS BY AGE*

● HAIR AND NAIL DISORDERS ● OTHER SKIN DISEASES

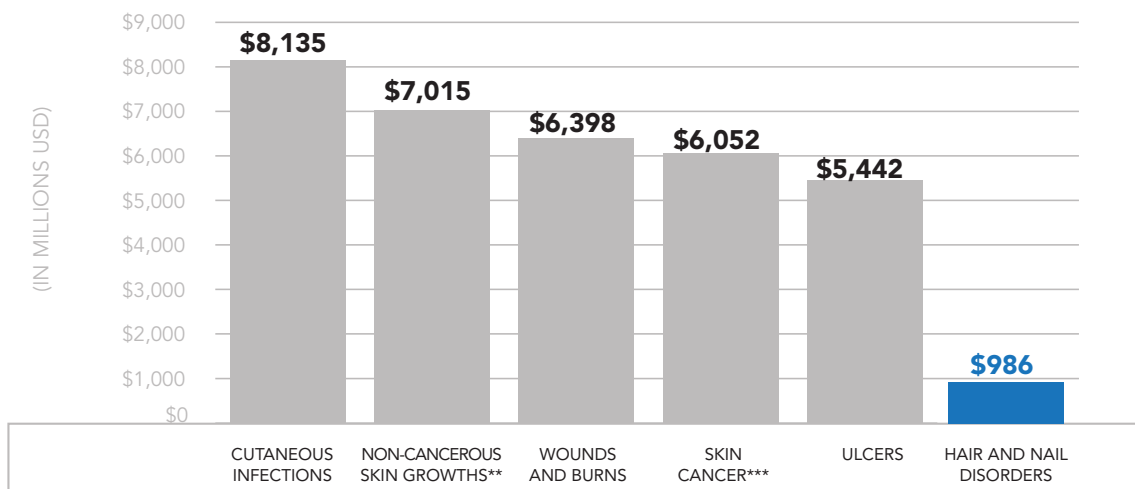


*Percentage of hair and nail disorder patients seen by a physician by age group.

Cost

TOTAL MEDICAL COST*

● HAIR AND NAIL DISORDERS ● OTHER SKIN DISEASES



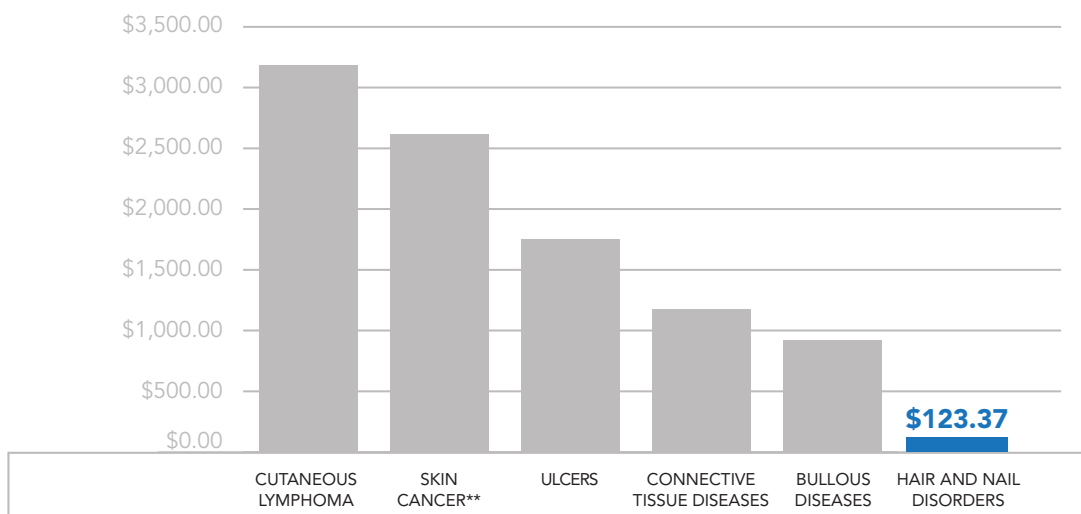
*In millions of dollars compared to most costly skin diseases.

**This category is clinically broad in nature and includes, among other diseases: benign neoplasms, melanocytic nevi (unspecified), pilar cysts, pilonidal cysts (with or without abscess), scars and fibrosis, etc.

*** Represents combined data for melanoma and nonmelanoma skin cancer.

COST OF SKIN DISEASE PER AFFECTED PERSON*

● HAIR AND NAIL DISORDERS ● OTHER SKIN DISEASES



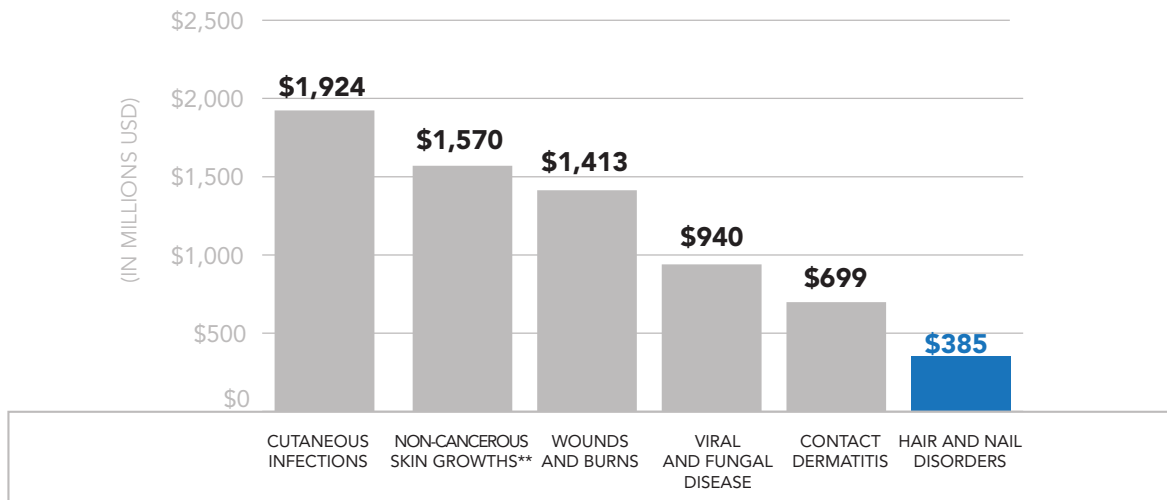
*Compared with most costly skin diseases.

** Represents combined data for melanoma and nonmelanoma skin cancer.

Life Impact

LOST PRODUCTIVITY (OPPORTUNITY COST)*

● HAIR AND NAIL DISORDERS ● OTHER SKIN DISEASES



*Time lost by patients and/or caregivers multiplied by average wages in 2013 (\$192/day); In millions of dollars compared with skin diseases leading to the most loss of productivity.

**This category is clinically broad in nature and includes, among other diseases: benign neoplasms, melanocytic nevi (unspecified), pilar cysts, pilonidal cysts (with or without abscess), scars and fibrosis, etc.



Copyright © 2017 by American Academy of Dermatology. All rights reserved.

This information is intended for personal/noncommercial use and may not be reproduced in any form by any means (electronic, mechanical, or other) or held in any information storage and retrieval systems without written permission from the publisher.

Commercial use or distribution

For information on obtaining copies of this publication or to license the content for distribution, please visit www.aad.org/BSD for details and to complete an application.