

# Cutaneous lymphoma by the numbers

---

Cutaneous lymphoma is among 24 skin diseases or disease categories examined in the Burden of Skin Disease report commissioned by the American Academy of Dermatology. The report examined prevalence, economic burdens, and mortality for skin disease in the U.S. using 2013 health care claims data drawn from insurance enrollment and claims databases and found that:

- **84.5 million Americans — one in four** — saw a physician for skin disease; 50% of them are over 65 and have an average of 2.2 skin conditions.
- Skin disease **cost the U.S. healthcare system \$75 billion** in medical, preventative, and prescription and non-prescription drug costs.
- **One in three Americans with skin disease were seen by a dermatologist**, who collaborate with other physicians throughout the health care system in caring for these patients.

While only 56,243 Americans sought medical care for cutaneous lymphoma in 2013, per person, it was the costliest skin disease analyzed for the report with:

- An **average cost per patient treated of \$3,182**.
- A **total medical cost of \$180 million**.
- A higher prevalence in adults and seniors; **almost 50% of all treated individuals were 65 or older**.

The charts that follow provide topline data on how cutaneous lymphoma contributes to the overall burden of skin disease.

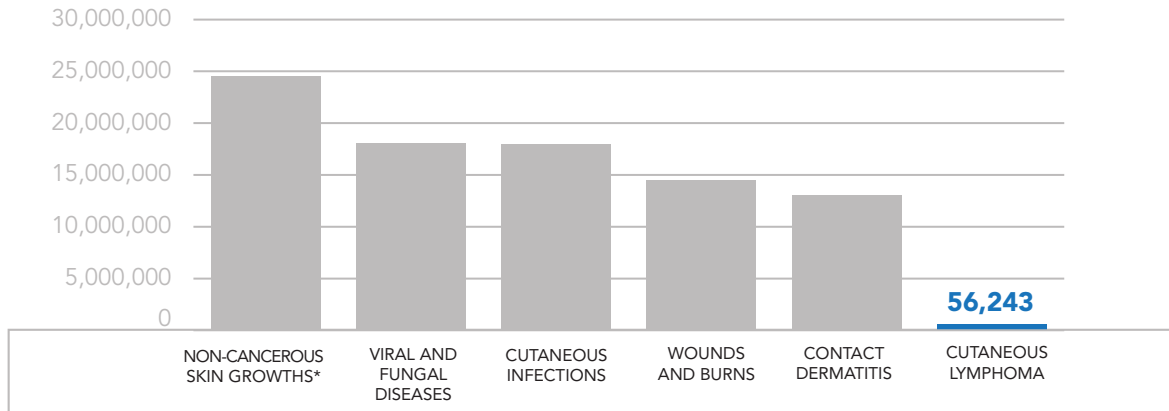
The full report includes data on prescription and non-prescription drug costs, and how age and insurance status and provider relate to the burden associated with cutaneous lymphoma and skin disease broadly. To purchase the report visit [www.aad.org/bsd](http://www.aad.org/bsd).

# Prevalance

## NUMBER OF CARED-FOR INDIVIDUALS

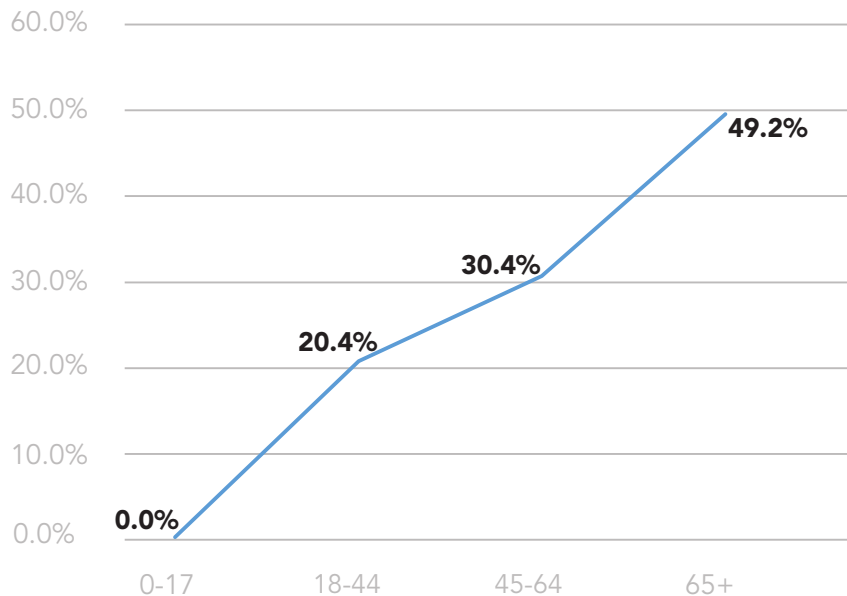
● CUTANEOUS LYMPHOMA

● OTHER SKIN DISEASES



\*This category is clinically broad in nature and includes, among other diseases: benign neoplasms, melanocytic nevi (unspecified), pilar cysts, pilonidal cysts (with or without abscess), scars and fibrosis, etc.

## CUTANEOUS LYMPHOMA PATIENTS BY AGE\*

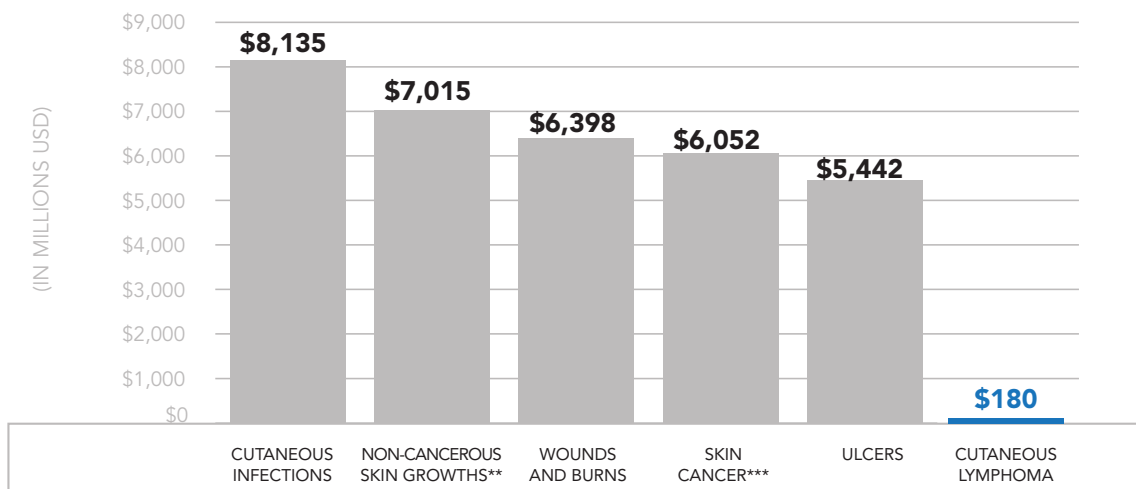


\*Percentage of cutaneous lymphoma patients seen by a physician by age group.

# Cost

## TOTAL MEDICAL COST\*

● CUTANEOUS LYMPHOMA      ● OTHER SKIN DISEASES



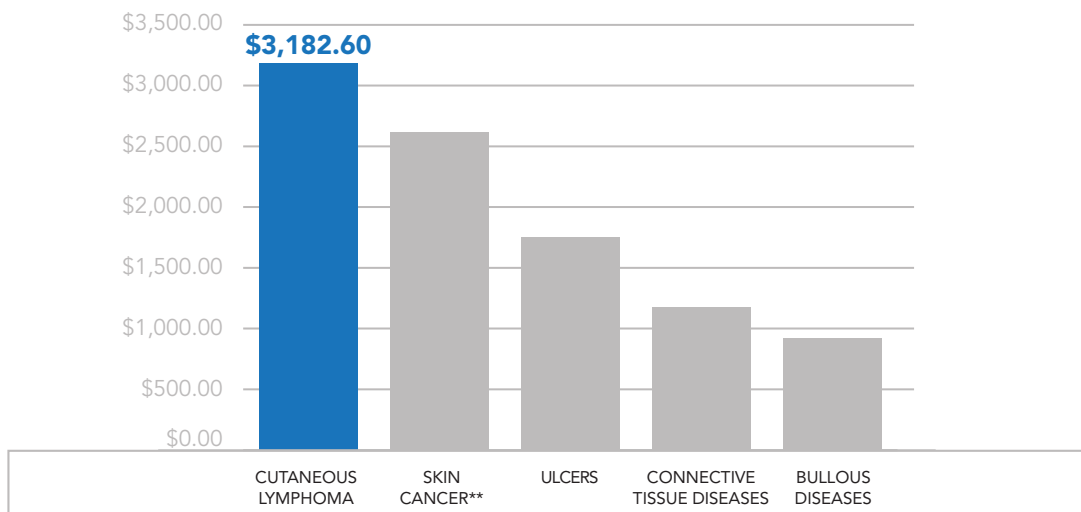
\*In millions of dollars compared to most costly skin diseases.

\*\*This category is clinically broad in nature and includes, among other diseases: benign neoplasms, melanocytic nevi (unspecified), pilar cysts, pilonidal cysts (with or without abscess), scars and fibrosis, etc.

\*\*\*Represents combined data for melanoma and nonmelanoma skin cancer.

## COST OF SKIN DISEASE PER AFFECTED PERSON\*

● CUTANEOUS LYMPHOMA      ● OTHER SKIN DISEASES



\*Compared with most costly skin diseases.

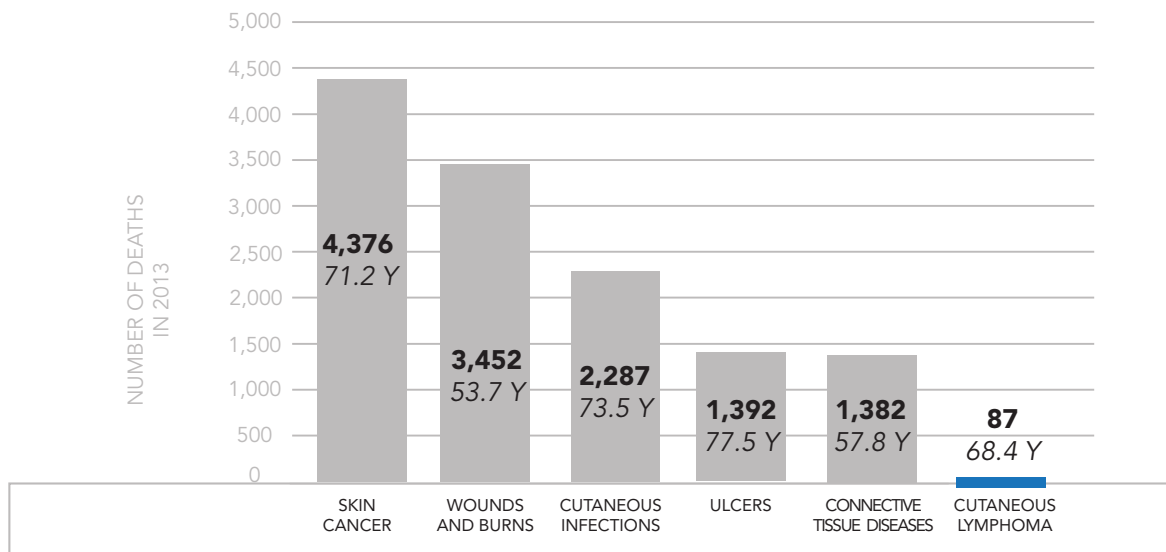
\*\*Represents combined data for melanoma and nonmelanoma skin cancer.

# Life Impact

## MORTALITY\*

● CUTANEOUS LYMPHOMA

● OTHER SKIN DISEASES



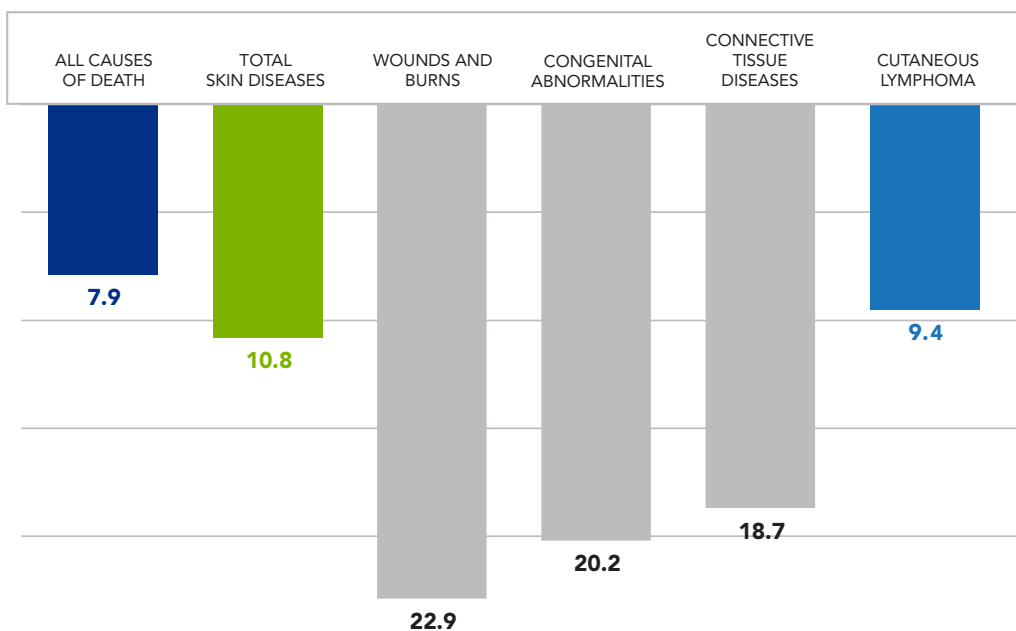
\*Provides the total number of deaths and average age of death from cutaneous lymphoma compared with other skin disease with highest mortality.

## YEARS OF POTENTIAL LIFE LOST\*

● CUTANEOUS LYMPHOMA

● TOTAL SKIN DISEASES

● ALL CAUSES OF DEATH

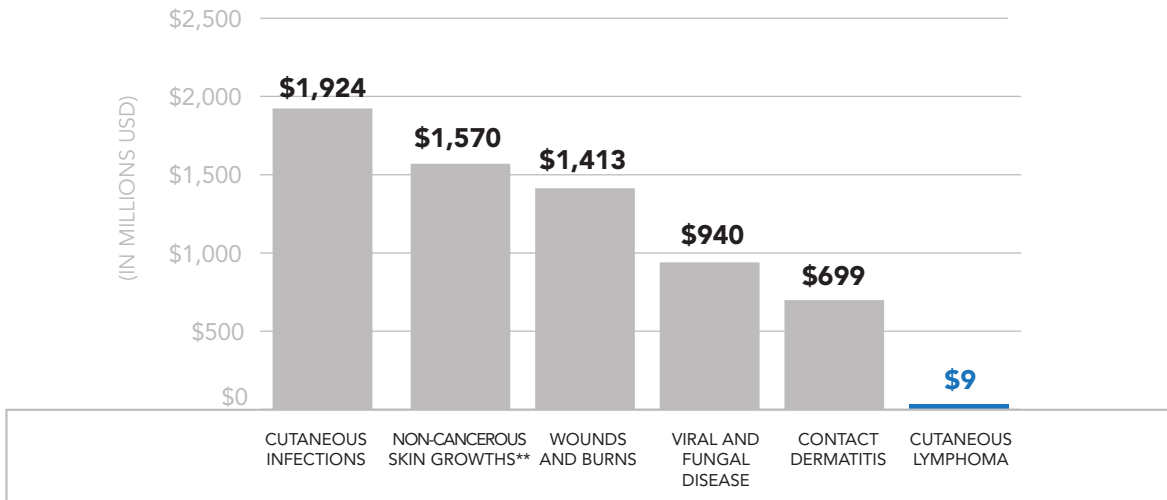


\*Estimate/projected number of life years lost due to cutaneous lymphoma as compared to top skin disease leading to early death; projected based on prototypical lifespan of 75 years.

# Life Impact

## LOST PRODUCTIVITY (OPPORTUNITY COST)\*

● CUTANEOUS LYMPHOMA    ● OTHER SKIN DISEASES



\*Time lost by patients and/or caregivers multiplied by average wages in 2013 (\$192/day); In millions of dollars compared with skin diseases leading to the most loss of productivity.

\*\*This category is clinically broad in nature and includes, among other diseases: benign neoplasms, melanocytic nevi (unspecified), pilar cysts, pilonidal cysts (with or without abscess), scars and fibrosis, etc.



---

**Copyright © 2017 by American Academy of Dermatology. All rights reserved.**

This information is intended for personal/noncommercial use and may not be reproduced in any form by any means (electronic, mechanical, or other) or held in any information storage and retrieval systems without written permission from the publisher.

**Commercial use or distribution**

For information on obtaining copies of this publication or to license the content for distribution, please visit [www.aad.org/BSD](http://www.aad.org/BSD) for details and to complete an application.