

Skin cancer by the numbers

Melanoma and nonmelanoma (basal and squamous cell carcinoma) skin cancers are among 24 skin diseases or disease categories examined in the *Burden of Skin Disease* report commissioned by the American Academy of Dermatology. The report examined prevalence, economic burdens, and mortality for skin disease in the U.S. using 2013 health care claims data drawn from insurance enrollment and claims databases and found that:

- **84.5 million Americans — one in four** — saw a physician for skin disease; 50% of them are over 65 and have an average of 2.2 skin conditions.
- Skin disease **cost the U.S. health care system \$75 billion** in medical, preventative, and prescription and non-prescription drug costs.
- **One in three Americans with skin disease were seen by a dermatologist**, who collaborate with other physicians throughout the health care system in caring for these patients.

Skin cancers are among the costliest skin diseases and represent the leading cause of mortality from skin disease in the US. In 2013:

- **4,737,019** people, 1.51 percent of the U.S. population, received care for **skin cancer**, although the total prevalence for the disease is likely higher since many patients may not have sought treatment due to individual preference or lack of access to medical care.
 - **3,663,141** cases of **nonmelanoma skin cancer** were diagnosed.
 - **1,073,875** patients received a **melanoma** diagnosis.
 - **13,770** patients died from **skin cancer**.

The charts that follow provide topline data on how melanoma and nonmelanoma skin cancers contribute to the overall burden of skin disease.

The full report includes data on prescription and non-prescription drug costs, and how age and insurance status and provider relate to the burden associated with skin cancer and skin disease broadly. To purchase the report visit www.aad.org/BSD.

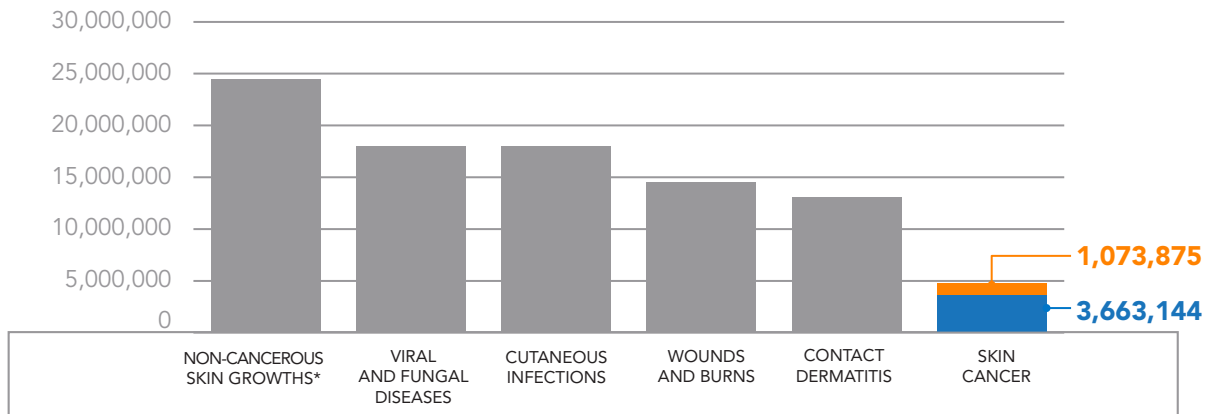
Prevalence

NUMBER OF CARED-FOR INDIVIDUALS

● NONMELANOMA SKIN CANCER

● MELANOMA

● OTHER SKIN DISEASES

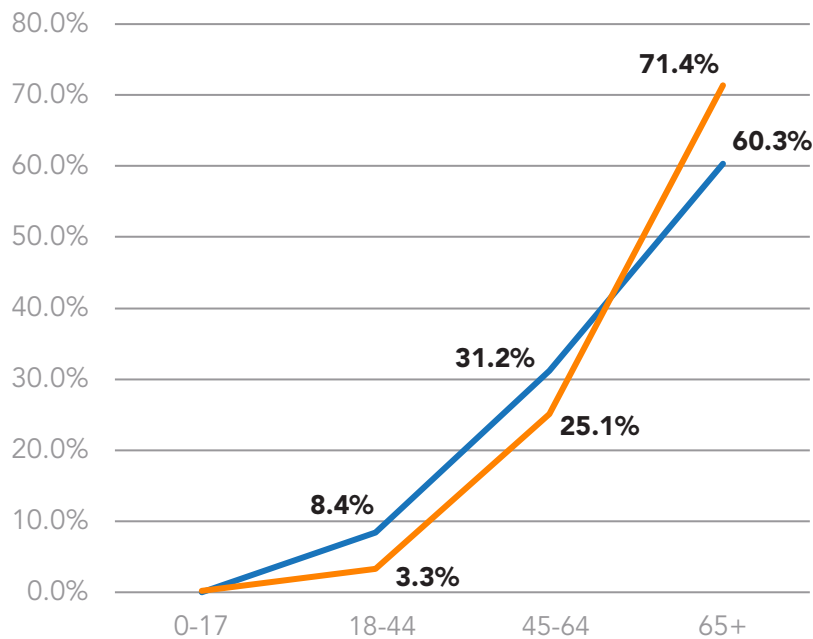


*This category is clinically broad in nature and includes, among other diseases: benign neoplasms, melanocytic nevi (unspecified), pilar cysts, pilonidal cysts (with or without abscess), scars and fibrosis, etc.

SKIN CANCER PATIENTS BY AGE*

● NONMELANOMA SKIN CANCER

● MELANOMA

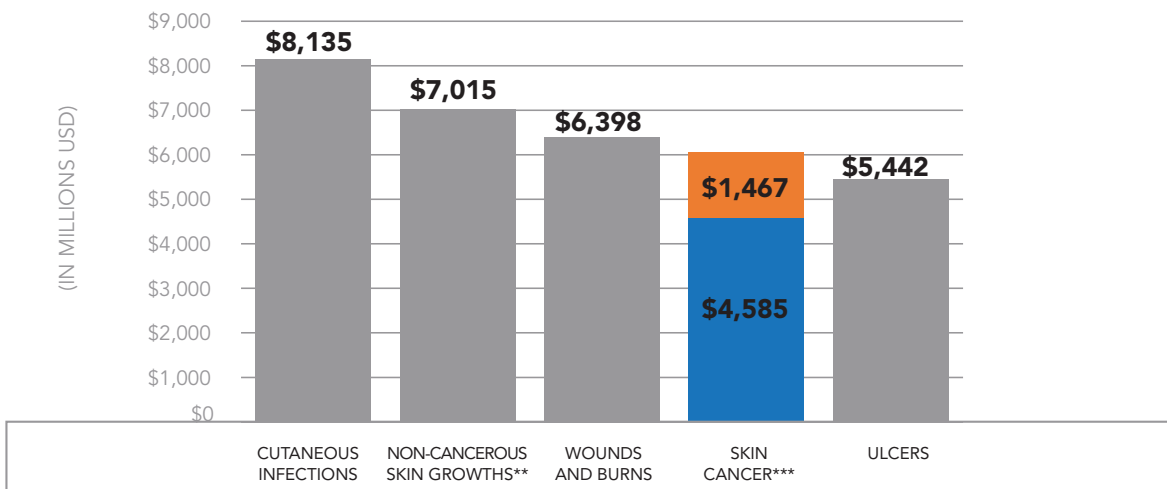


*Percentage of nonmelanoma skin cancer and melanoma patients seen by a physician by age group.

Cost

TOTAL MEDICAL COST*

● NONMELANOMA SKIN CANCER ● MELANOMA ● OTHER SKIN DISEASES



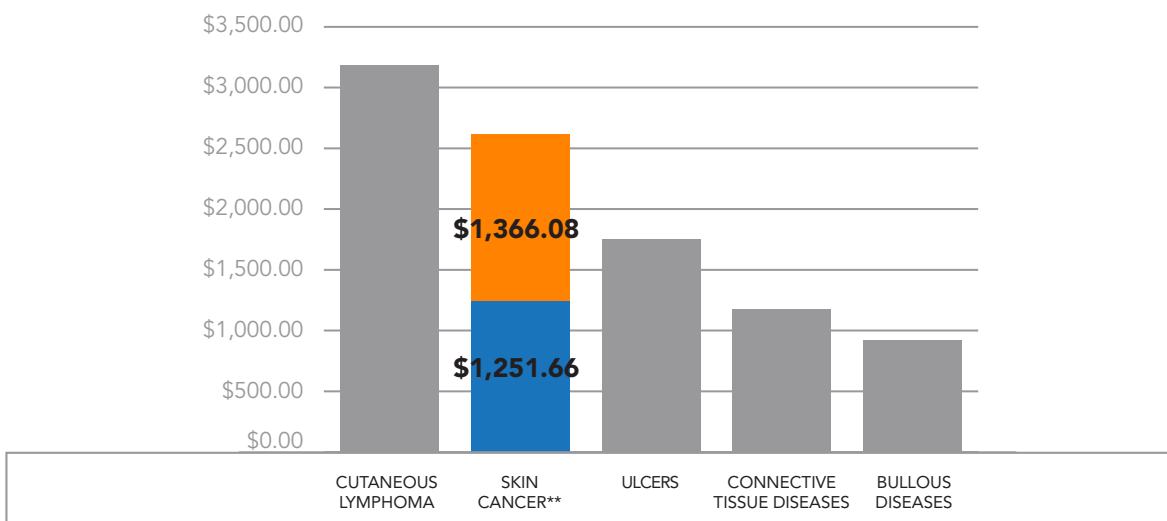
*In millions of dollars compared to most costly skin diseases.

**Includes warts, skin tags, cysts, lymphomas, etc. This category is clinically broad in nature and includes, among other diseases: benign neoplasms, melanocytic nevi (unspecified), pilar cysts, pilonidal cysts (with or without abscess), scars and fibrosis, etc.

***Represents combined data for melanoma and nonmelanoma skin cancer.

COST OF SKIN DISEASE PER AFFECTED PERSON*

● NONMELANOMA SKIN CANCER ● MELANOMA ● OTHER SKIN DISEASES



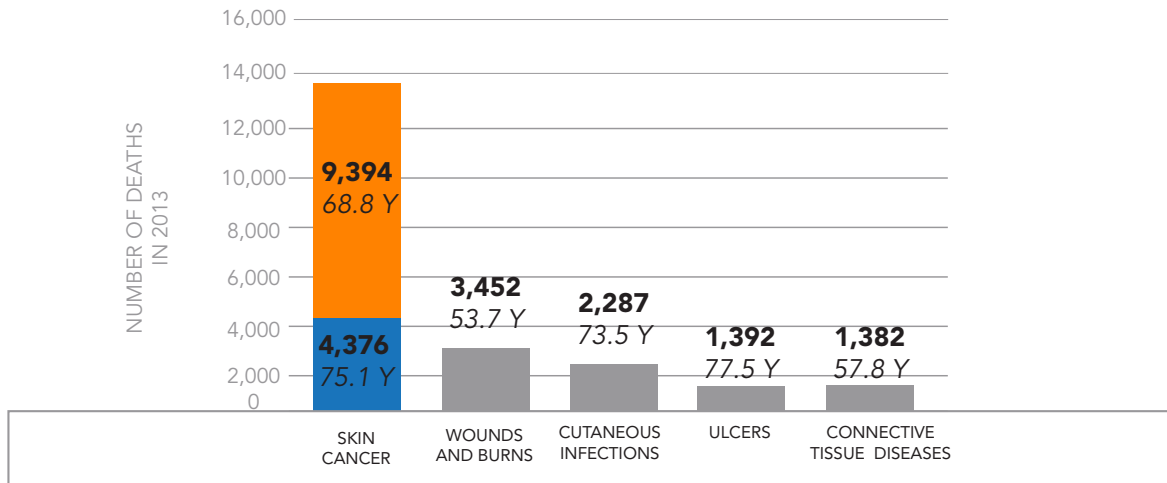
*Compared with most costly skin diseases.

**Represents combined data for melanoma and nonmelanoma skin cancer.

Life Impact

MORTALITY*

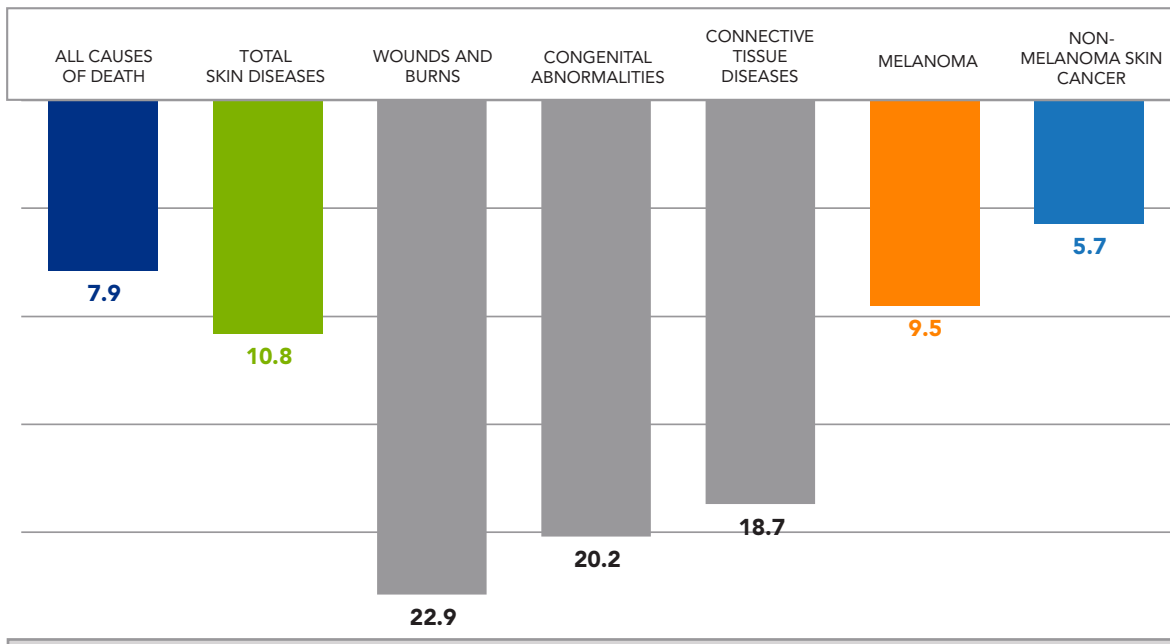
● NONMELANOMA SKIN CANCER ● MELANOMA ● OTHER SKIN DISEASES



*Provides the total number of deaths and average age of death from skin cancer compared with other skin diseases with highest mortality.

YEARS OF POTENTIAL LIFE LOST*

● NONMELANOMA SKIN CANCER ● MELANOMA ● TOTAL SKIN DISEASES ● ALL CAUSES OF DEATH

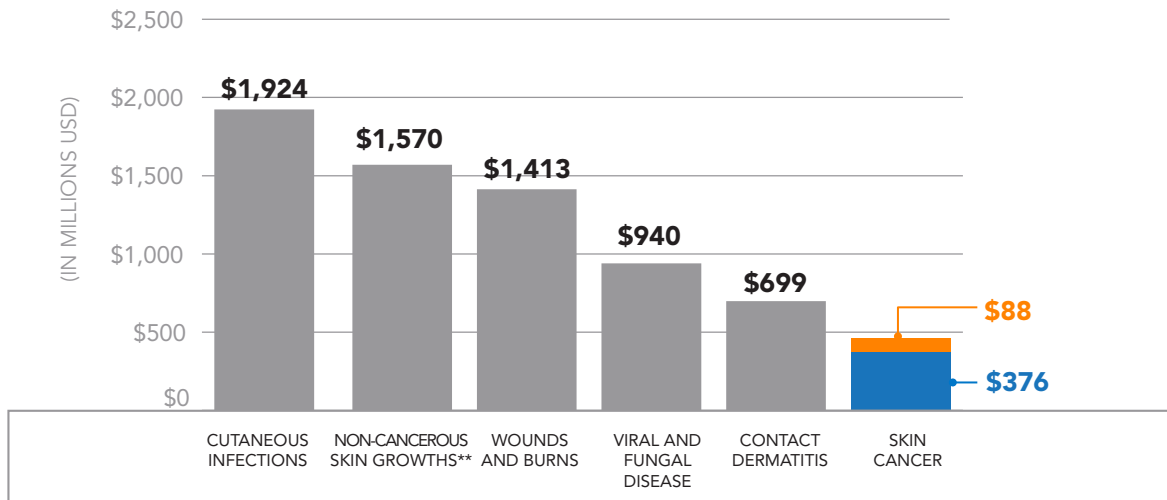


*Estimate/projected number of life years lost due to skin disease as compared to top skin diseases leading to early death; projected based on prototypical lifespan of 75 years.

Life Impact (cont'd)

LOST PRODUCTIVITY (OPPORTUNITY COST)*

● NONMELANOMA SKIN CANCER ● MELANOMA ● OTHER SKIN DISEASES



*Time lost by patients and/or caregivers multiplied by average wages in 2013 (\$192/day); In millions of dollars compared with skin diseases leading to the most loss of productivity.

**This category is clinically broad in nature and includes, among other diseases: benign neoplasms, melanocytic nevi (unspecified), pilar cysts, pilonidal cysts (with or without abscess), scars and fibrosis, etc.



Copyright © 2017 by American Academy of Dermatology. All rights reserved.

This information is intended for personal/noncommercial use and may not be reproduced in any form by any means (electronic, mechanical, or other) or held in any information storage and retrieval systems without written permission from the publisher.

Commercial use or distribution

For information on obtaining copies of this publication or to license the content for distribution, please visit www.aad.org/bsd for details and to complete an application.