

Connective tissue diseases by the numbers

Connective tissue diseases are among 24 skin diseases or disease categories examined in the Burden of Skin Disease report commissioned by the American Academy of Dermatology. The report examined prevalence, economic burdens, and mortality for skin disease in the U.S. using 2013 health care claims data drawn from insurance enrollment and claims databases and found that:

- **84.5 million Americans — one in four** — saw a physician for skin disease; 50% of them are over 65 and have an average of 2.2 skin conditions.
- Skin disease **cost the U.S. healthcare system \$75 billion** in medical, preventative, and prescription and non-prescription drug costs.
- **One in three Americans with skin disease were seen by a dermatologist**, who collaborate with other physicians throughout the health care system in caring for these patients.

Connective tissue diseases include serious conditions such as lupus, dermatomyositis, scleroderma, and diffuse connective tissue disease which together resulted in nearly 1,400 deaths in 2013. That year, connective tissue diseases:

- **Affected more than 1.16 million individuals**, primarily adults.
- Were **among the top 5 costliest skin diseases per patient** at \$1,177; total medical costs were \$1.38 billion.
- Resulted in **lost productivity costs for individuals and caregivers of \$122 million**, higher than that of psoriasis or melanoma.
- **Decreased the average of lifespan of 75 years by almost 19 years**, more than twice as much as all other causes of death.

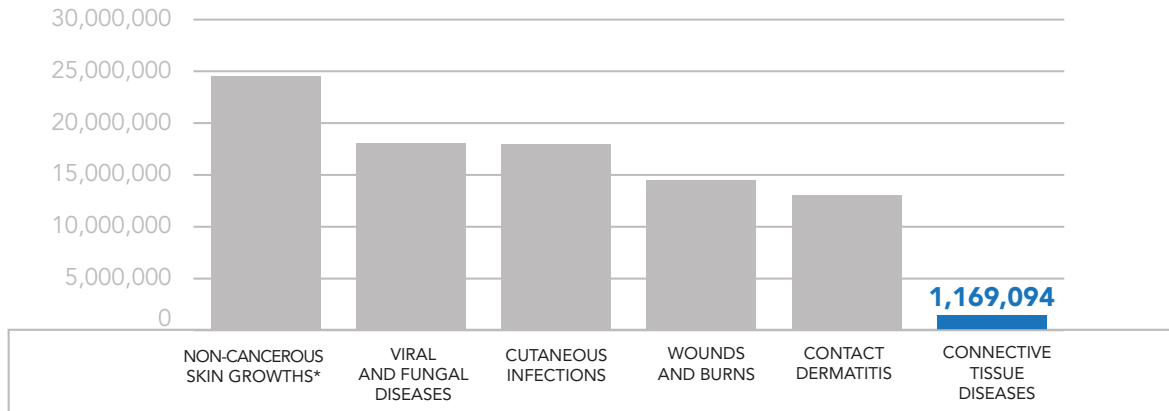
The charts that follow provide topline data on how connective tissue diseases contribute to the overall burden of skin disease.

The full report includes data on prescription and non-prescription drug costs, and how age and insurance status and provider relate to the burden associated with connective tissue diseases and skin disease broadly. To purchase the report visit www.aad.org/BSD.

Prevalance

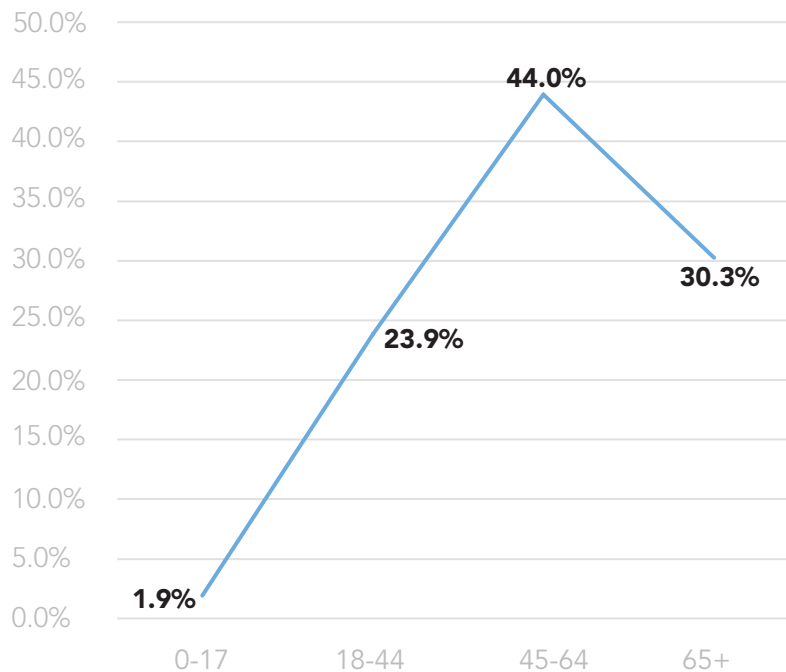
NUMBER OF CARED-FOR INDIVIDUALS

● CONNECTIVE TISSUE DISEASES ● OTHER SKIN DISEASES



*This category is clinically broad in nature and includes, among other diseases: benign neoplasms, melanocytic nevi (unspecified), pilar cysts, pilonidal cysts (with or without abscess), scars and fibrosis, etc.

CONNECTIVE TISSUE DISEASE PATIENTS BY AGE*

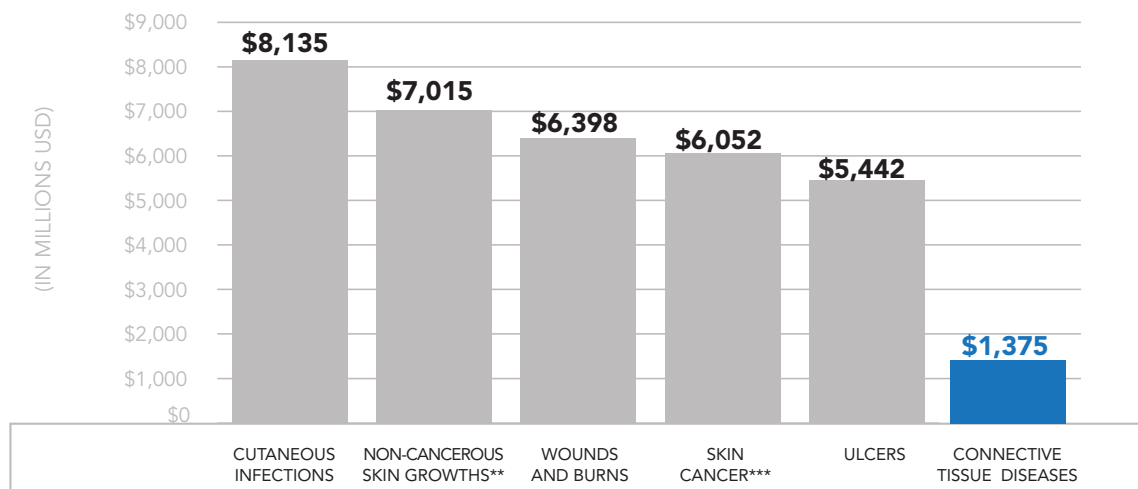


*Percentage of connective tissue disease patients seen by a physician by age group.

Cost

TOTAL MEDICAL COST*

● CONNECTIVE TISSUE DISEASES ● OTHER SKIN DISEASES



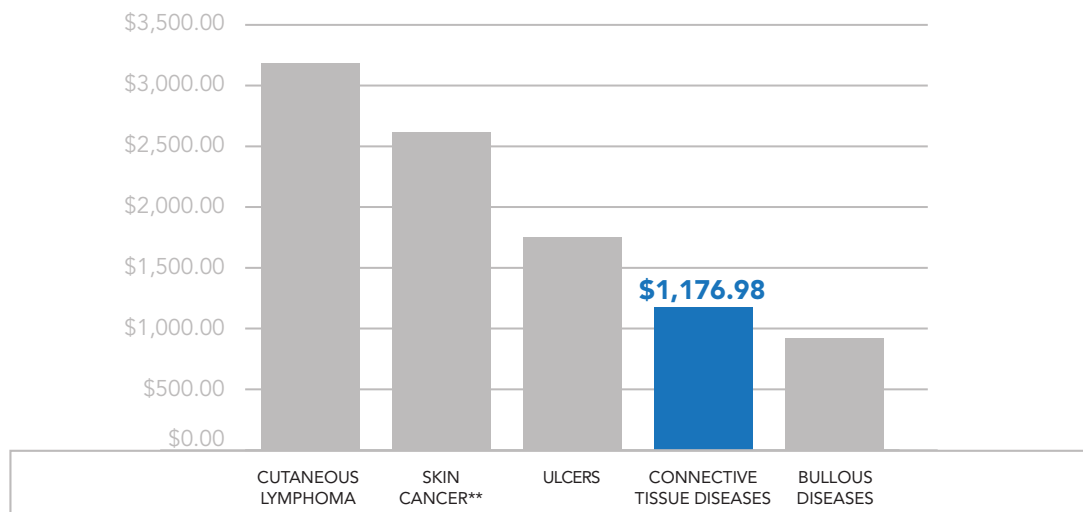
* In millions of dollars compared to most costly skin diseases.

**This category is clinically broad in nature and includes, among other diseases: benign neoplasms, melanocytic nevi (unspecified), pilar cysts, pilonidal cysts (with or without abscess), scars and fibrosis, etc.

***Represents combined data for melanoma and nonmelanoma skin cancer.

COST OF SKIN DISEASE PER AFFECTED PERSON*

● CONNECTIVE TISSUE DISEASES ● OTHER SKIN DISEASES



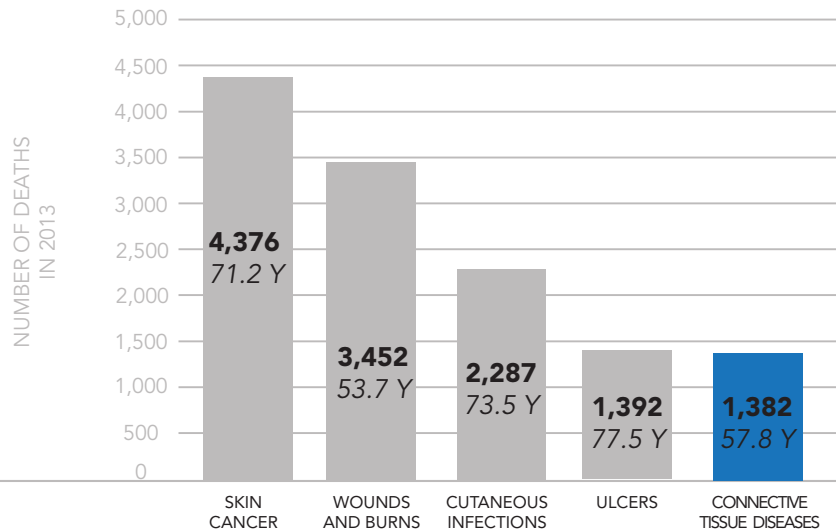
*Compared with most costly skin diseases.

**Represents combined data for melanoma and nonmelanoma skin cancer.

Life Impact

MORTALITY*

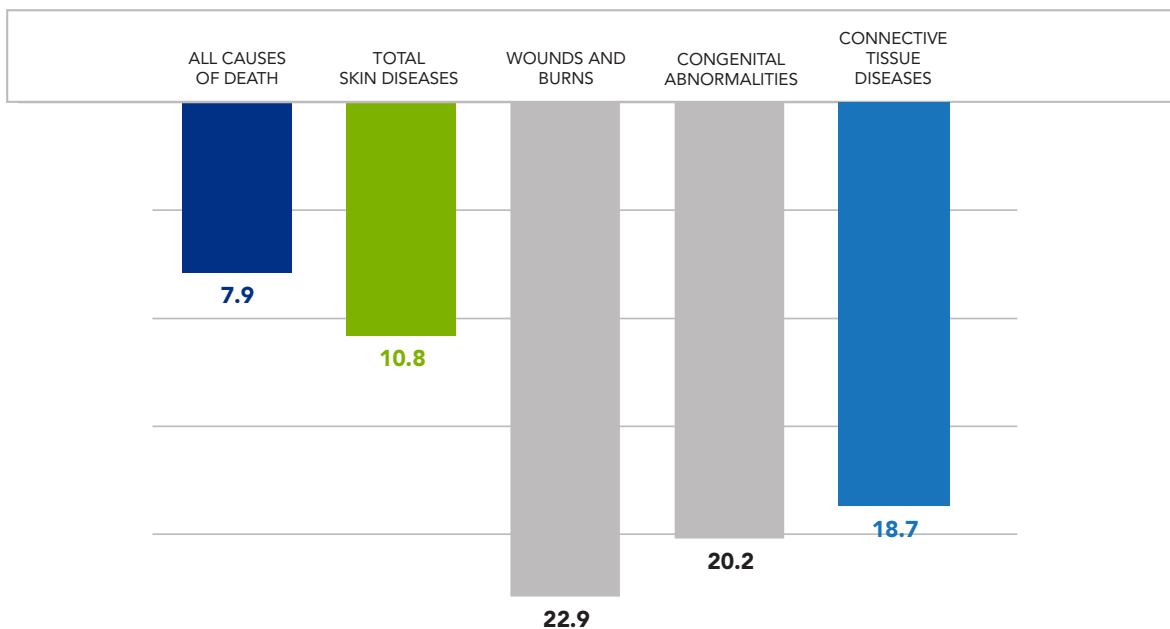
- CONNECTIVE TISSUE DISEASES
- OTHER SKIN DISEASES



*Provides the total number of deaths and average age at death from connective tissue diseases compared with other skin diseases with highest mortality.

YEARS OF POTENTIAL LIFE LOST*

- CONNECTIVE TISSUE DISEASES
- TOTAL SKIN DISEASES
- ALL CAUSES OF DEATH

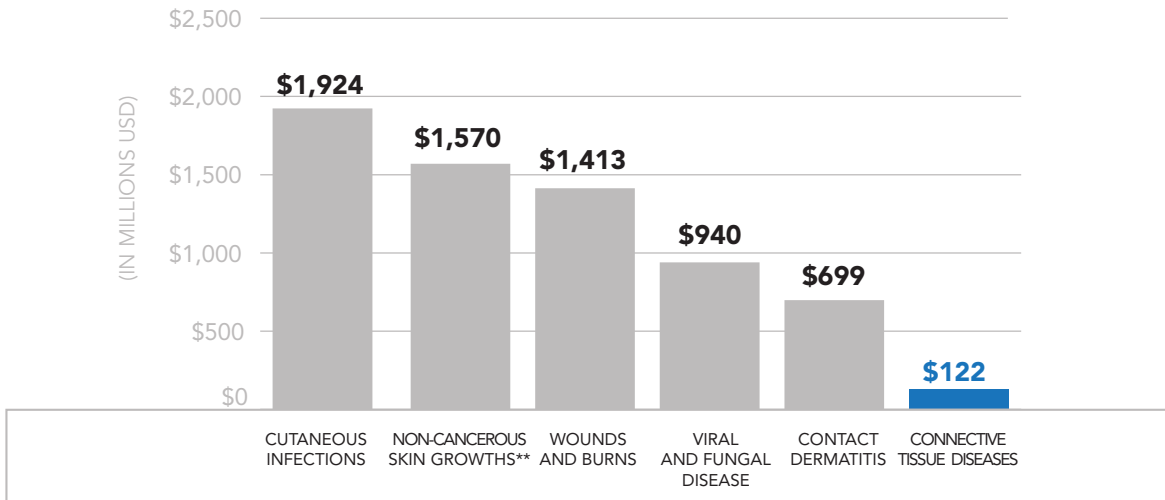


*Estimate/projected number of life years lost due to connective tissue diseases compared to top skin diseases leading to early death; Projected based on prototypical lifespan of 75 years.

Life Impact

LOST PRODUCTIVITY (OPPORTUNITY COST)*

● CONNECTIVE TISSUE DISEASES ● OTHER SKIN DISEASES



*Time lost by patients and/or caregivers multiplied by average wages in 2013 (\$192/day); In millions of dollars compared with skin diseases leading to the most loss of productivity.

**This category is clinically broad in nature and includes, among other diseases: benign neoplasms, melanocytic nevi (unspecified), pilar cysts, pilonidal cysts (with or without abscess), scars and fibrosis, etc.



Copyright © 2017 by American Academy of Dermatology. All rights reserved.

This information is intended for personal/noncommercial use and may not be reproduced in any form by any means (electronic, mechanical, or other) or held in any information storage and retrieval systems without written permission from the publisher.

Commercial use or distribution

For information on obtaining copies of this publication or to license the content for distribution, please visit www.aad.org/BSD for details and to complete an application.