

Non-cancerous skin growths by the numbers

Non-cancerous skin growths are among 24 skin diseases or disease categories examined in the Burden of Skin Disease report commissioned by the American Academy of Dermatology. The report examined prevalence, economic burdens, and mortality for skin disease in the U.S. using 2013 health care claims data drawn from insurance enrollment and claims databases and found that:

- **84.5 million Americans — one in four** — saw a physician for skin disease; 50% of them are over 65 and have an average of 2.2 skin conditions.
- Skin disease **cost the U.S. healthcare system \$75 billion** in medical, preventative, and prescription and non-prescription drug costs.
- **One in three Americans with skin disease were seen by a dermatologist**, who collaborate with other physicians throughout the health care system in caring for these patients.

The category of non-cancerous skin growths is clinically broad in nature and includes, among other diseases: benign neoplasms, melanocytic nevi, pilar cysts, pilonidal cysts (with or without abscess), scars and fibrosis, etc. More than 24.4 million individuals sought medical treatment for these diseases in 2013, making it the most prevalent of all diseases or categories studied. In 2013:

- Most who sought treatment — **nearly 3 out of every 4 individuals — were over 45 years.**
- The total **medical cost of non-cancerous skin growths was more than \$7 billion**, the second costliest skin disease category.
- **Lost productivity cost** for individuals affected by non-cancerous skin growths and their caregivers **was \$1.57 billion** — again the second costliest of all skin disease categories studied.

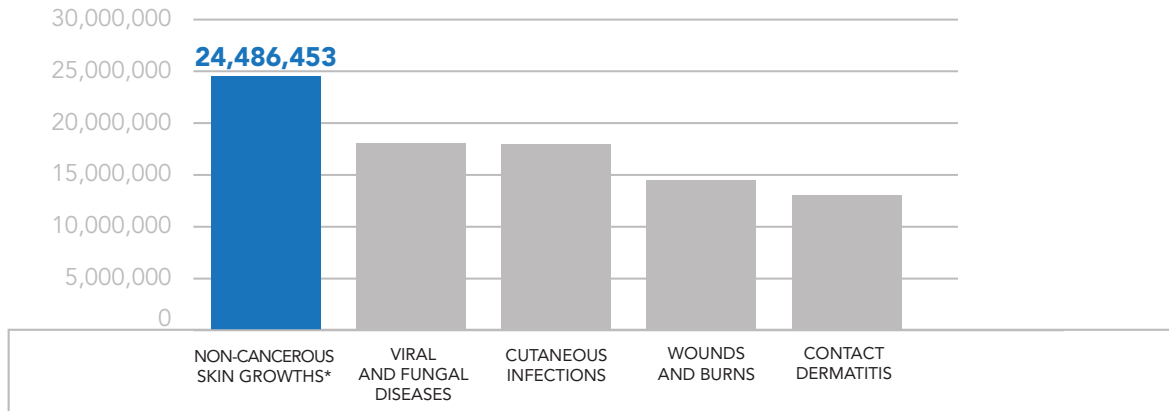
The charts that follow provide topline data on how non-cancerous skin growths contribute to the overall burden of skin disease.

The full report includes data on prescription and non-prescription drug costs, and how age and insurance status and provider relate to the burden associated with non-cancerous skin growths and skin disease broadly. To purchase the report visit www.aad.org/BSD.

Prevalance

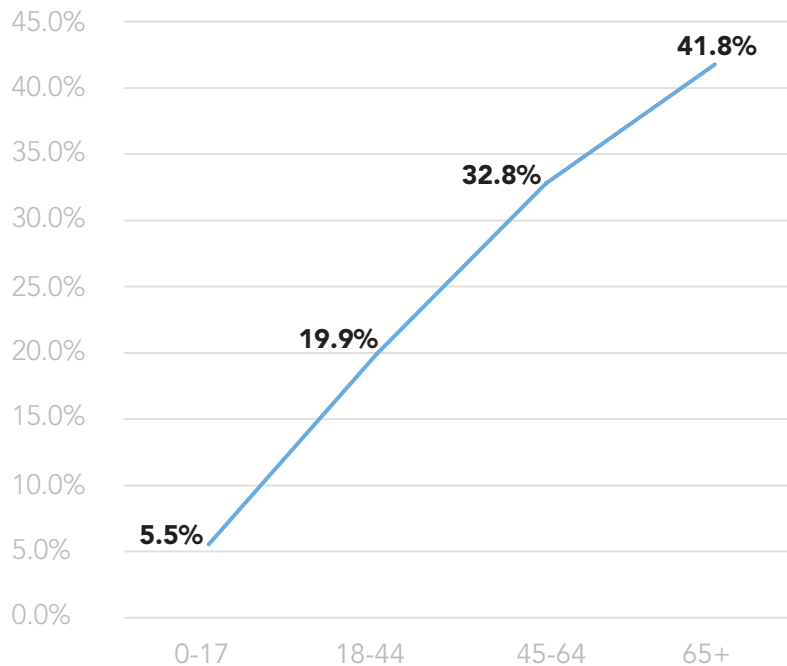
NUMBER OF CARED-FOR INDIVIDUALS

● NON-CANCEROUS SKIN GROWTHS ● OTHER SKIN DISEASES



*This category is clinically broad in nature and includes, among other diseases: benign neoplasms, melanocytic nevi (unspecified), pilar cysts, pilonidal cysts (with or without abscess), scars and fibrosis, etc.

NON-CANCEROUS SKIN GROWTHS PATIENTS BY AGE*

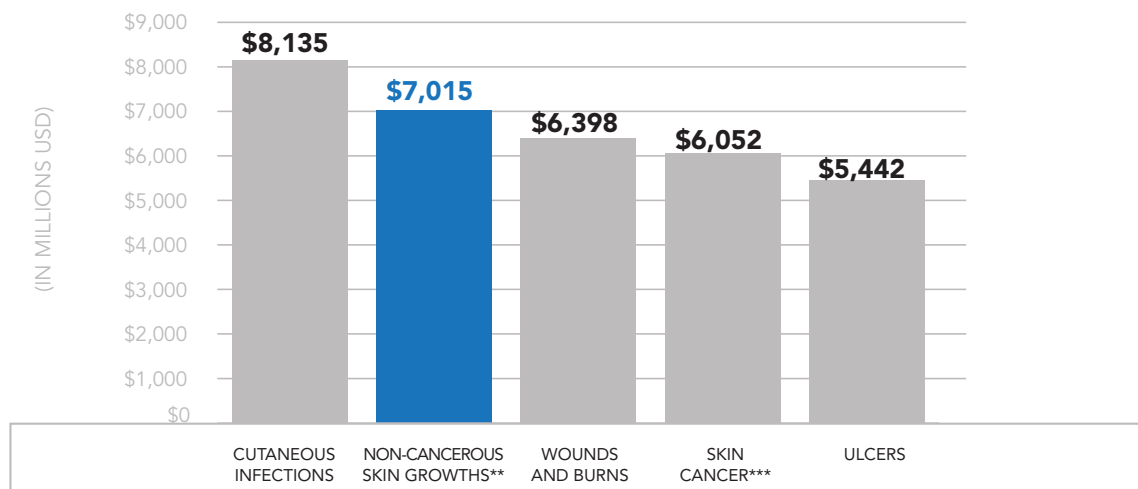


*Percentage of non-cancerous skin growth patients seen by a physician by age group.

Cost

TOTAL MEDICAL COST*

● NON-CANCEROUS SKIN GROWTHS ● OTHER SKIN DISEASES



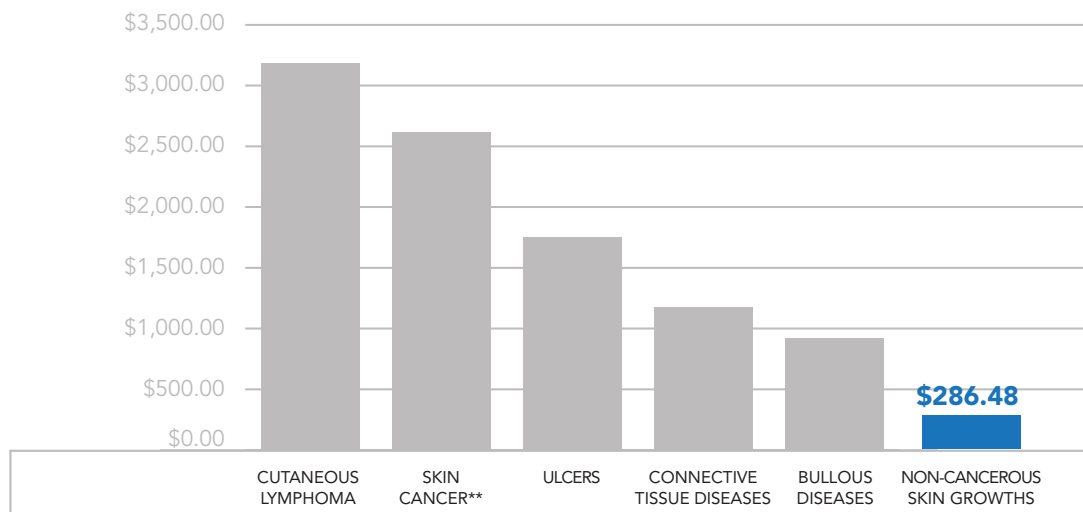
* In millions of dollars compared to most costly skin diseases.

**This category is clinically broad in nature and includes, among other diseases: benign neoplasms, melanocytic nevi (unspecified), pilar cysts, pilonidal cysts (with or without abscess), scars and fibrosis, etc.

*** Represents combined data for melanoma and nonmelanoma skin cancer.

COST OF SKIN DISEASE PER AFFECTED PERSON*

● NON-CANCEROUS SKIN GROWTHS ● OTHER SKIN DISEASES



*Compared with most costly skin diseases.

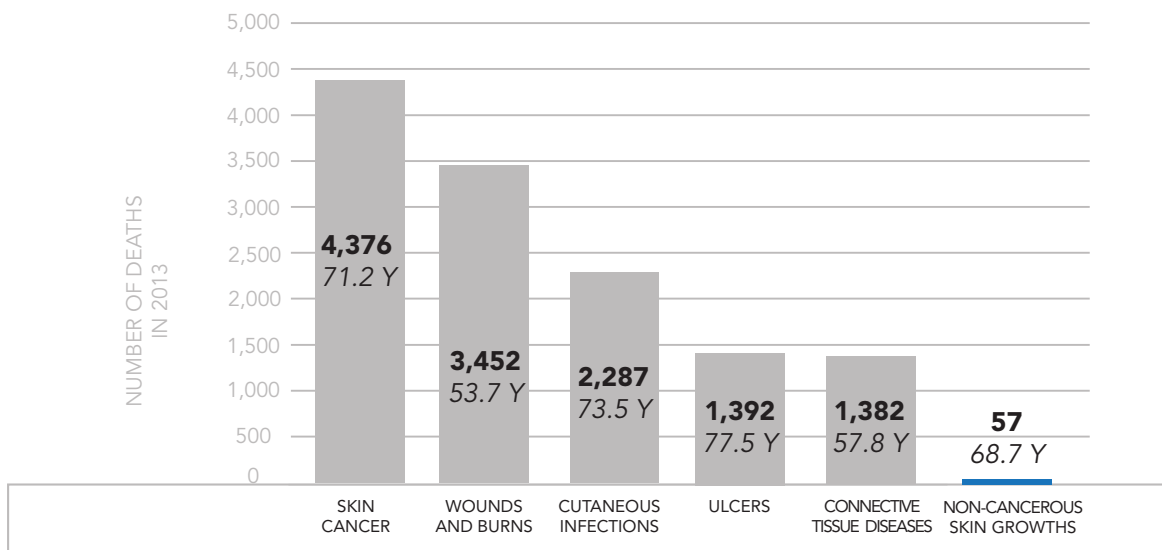
**Represents combined data for melanoma and nonmelanoma skin cancer.

Life Impact

MORTALITY*

● NON-CANCEROUS SKIN GROWTHS

● OTHER SKIN DISEASES



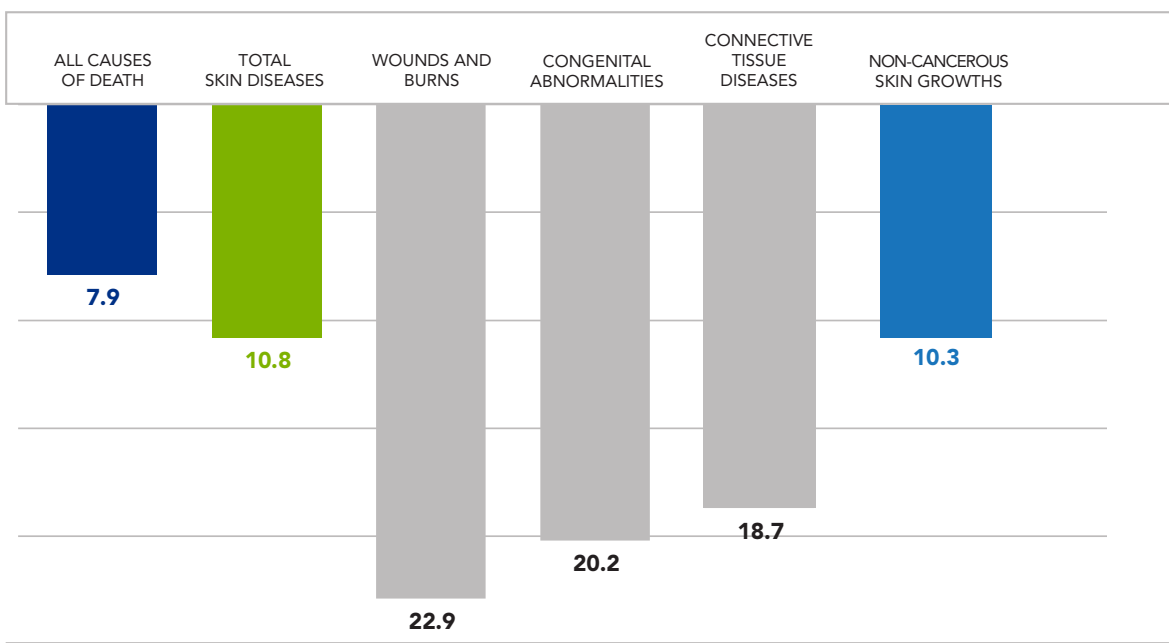
*Provides the total number of deaths and average age at death from non-cancerous skin growths compared with other skin diseases with highest mortality.

YEARS OF POTENTIAL LIFE LOST*

● NON-CANCEROUS SKIN GROWTHS

● TOTAL SKIN DISEASES

● ALL CAUSES OF DEATH

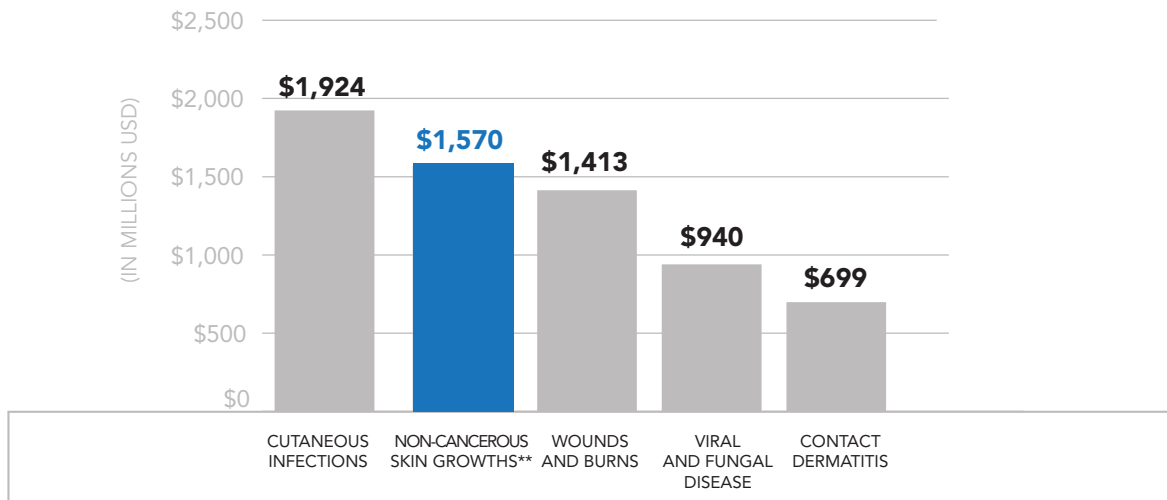


*Estimate/projected number of life years lost due to non-cancerous skin growths compared to top skin diseases leading to early death; Projected based on prototypical lifespan of 75 years.

Life Impact

LOST PRODUCTIVITY (OPPORTUNITY COST)*

● NON-CANCEROUS SKIN GROWTHS ● OTHER SKIN DISEASES



*Time lost by patients and/or caregivers multiplied by average wages in 2013 (\$192/day); In millions of dollars compared with skin diseases leading to the most loss of productivity.

**This category is clinically broad in nature and includes, among other diseases: benign neoplasms, melanocytic nevi (unspecified), pilar cysts, pilonidal cysts (with or without abscess), scars and fibrosis, etc.



Copyright © 2017 by American Academy of Dermatology. All rights reserved.

This information is intended for personal/noncommercial use and may not be reproduced in any form by any means (electronic, mechanical, or other) or held in any information storage and retrieval systems without written permission from the publisher.

Commercial use or distribution

For information on obtaining copies of this publication or to license the content for distribution, please visit www.aad.org/BSD for details and to complete an application.