

Skin ulcers, wounds, and burns by the numbers

Skin ulcers, wounds, and burns are among 24 skin diseases or disease categories examined in the Burden of Skin Disease report commissioned by the American Academy of Dermatology. The report examined prevalence, economic burdens, and mortality for skin disease in the U.S. using 2013 health care claims data drawn from insurance enrollment and claims databases and found that:

- **84.5 million Americans — one in four** — saw a physician for skin disease; 50% of them are over 65 and have an average of 2.2 skin conditions.
- Skin disease **cost the U.S. healthcare system \$75 billion** in medical, preventative, and prescription and non-prescription drug costs.
- **One in three Americans with skin disease were seen by a dermatologist**, who collaborate with other physicians throughout the health care system in caring for these patients.

More than 17.6 million Americans — 5.6% of the U.S. population — received medical treatment for skin ulcers, wounds, or burns in 2013. These diseases:

- **Cost a total of nearly \$12 billion:** \$6.4 billion for wounds and burns and \$5.4 billion for skin ulcers, placing them in the top 5 for both medical and per patient costs.
- Resulted in **lost productivity costs that totaled \$2 billion**, again among the top 5 of all skin diseases or categories studied.
- **Resulted in death for 4,800 people.** If you were to live 75 years, having wounds/burns could **decrease your lifespan by almost 23 years.**

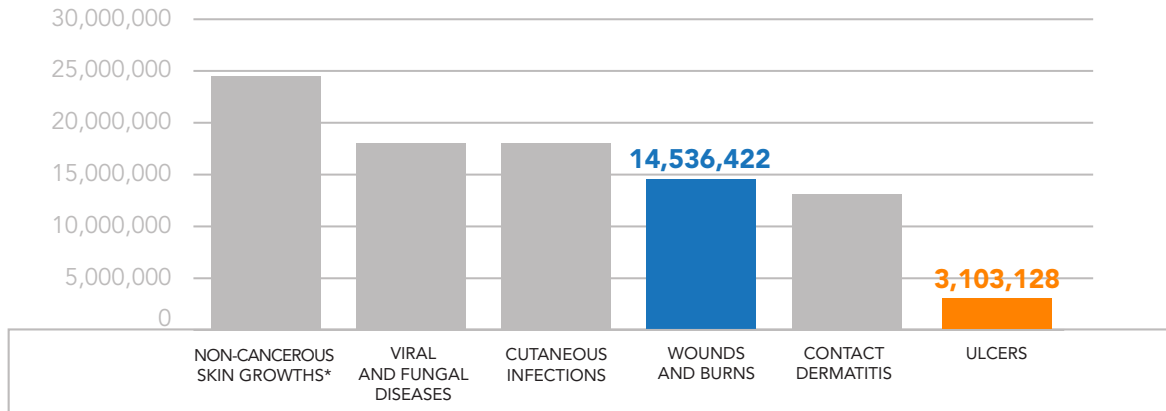
The charts that follow provide topline data on how skin ulcers, wounds or burns contribute the overall burden of skin disease.

The full report includes data on prescription and non-prescription drug costs, and how age and insurance status and provider relate to the burden associated with skin ulcers, wounds, and burns and skin disease broadly. To purchase the report visit www.aad.org/BSD.

Prevalance

NUMBER OF CARED-FOR INDIVIDUALS

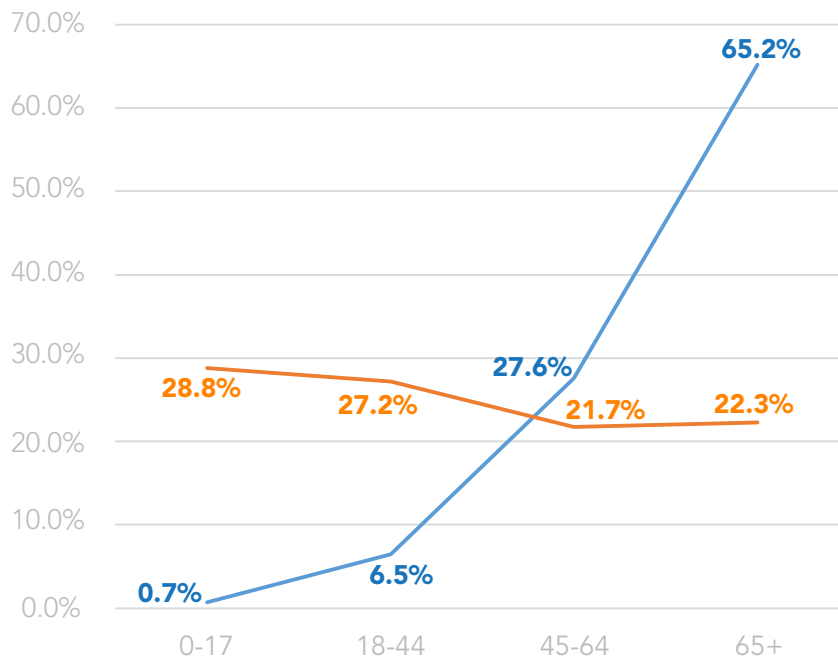
● WOUNDS AND BURNS ● ULCERS ● OTHER SKIN DISEASES



*This category is clinically broad in nature and includes, among other diseases: benign neoplasms, melanocytic nevi (unspecified), pilar cysts, pilonidal cysts (with or without abscess), scars and fibrosis, etc.

SKIN ULCER, WOUND, AND BURN PATIENTS BY AGE*

● ULCERS ● WOUNDS AND BURNS

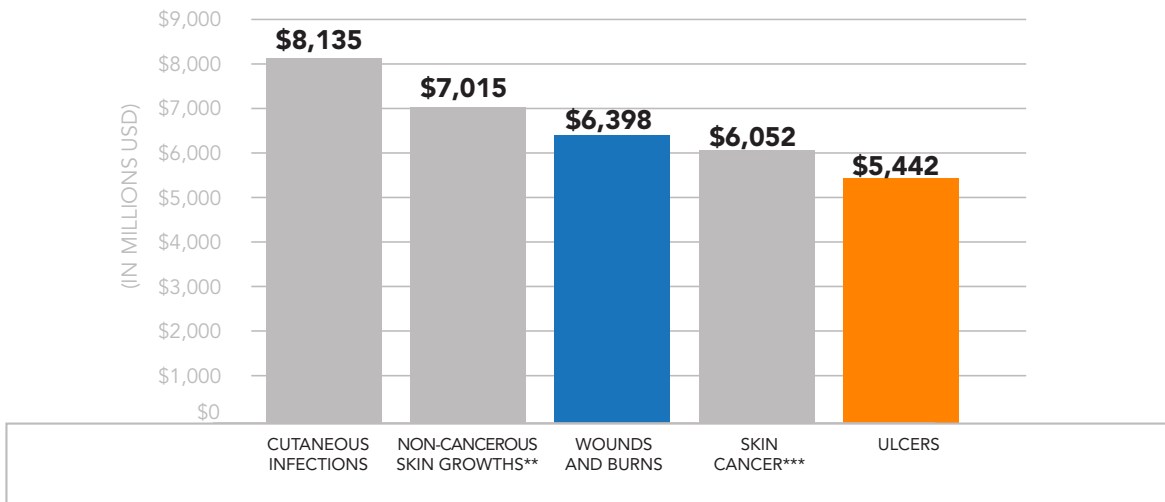


*Percentage of skin ulcer, wound, and burn patients seen by a physician by age group.

Cost

TOTAL MEDICAL COST*

● WOUNDS AND BURNS ● ULCERS ● OTHER SKIN DISEASES



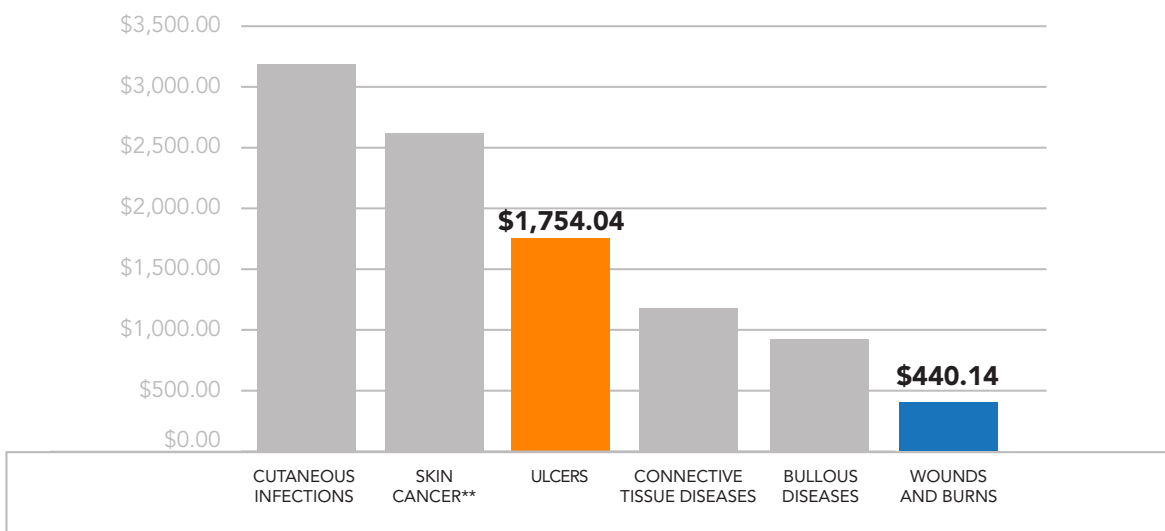
*In millions of dollars compared to most costly skin diseases.

**This category is clinically broad in nature and includes, among other diseases: benign neoplasms, melanocytic nevi (unspecified), pilar cysts, pilonidal cysts (with or without abscess), scars and fibrosis, etc.

***Represents combined data for melanoma and nonmelanoma skin cancer.

COST OF SKIN DISEASE PER AFFECTED PERSON*

● WOUNDS AND BURNS ● ULCERS ● OTHER SKIN DISEASES



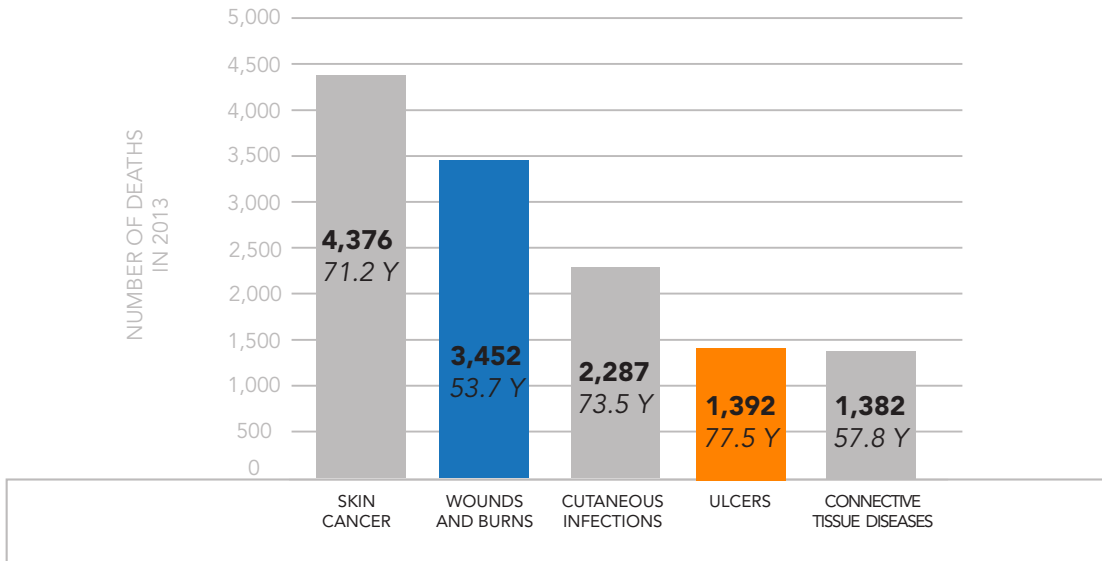
*Compared with most costly skin diseases.

**Represents combined data for melanoma and nonmelanoma skin cancer.

Life Impact

MORTALITY*

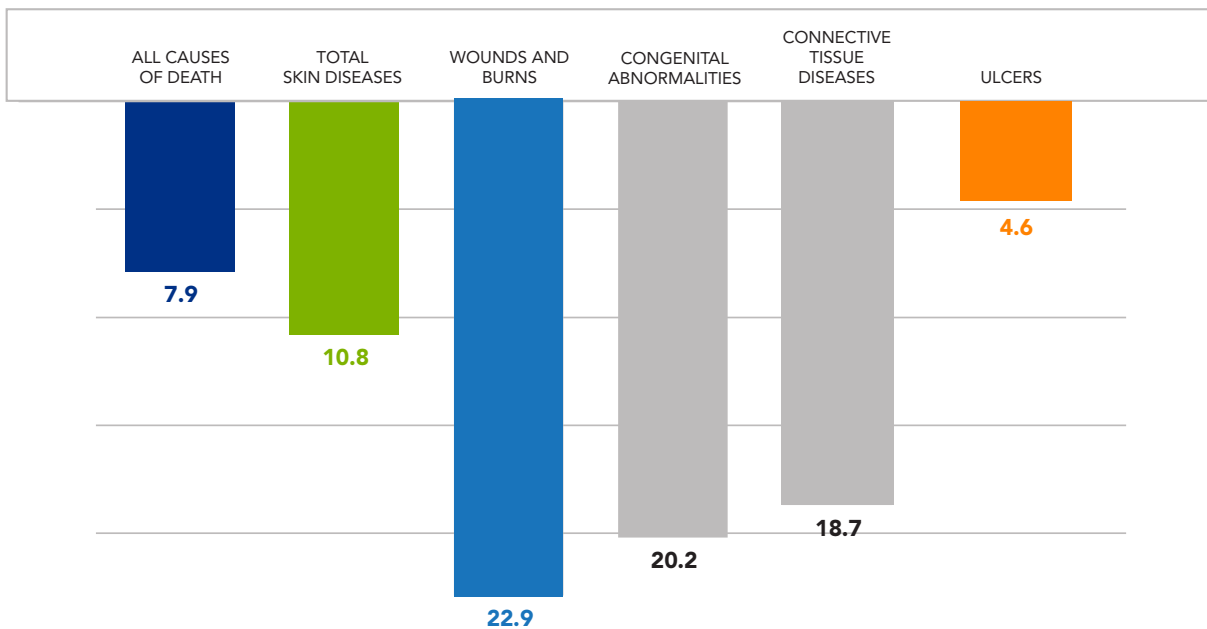
● WOUNDS AND BURNS ● ULCERS ● OTHER SKIN DISEASES



*Provides the total number of deaths and average age at death from skin ulcers, wounds, and burns compared with other skin diseases with highest mortality.

YEARS OF POTENTIAL LIFE LOST*

● WOUNDS AND BURNS ● ULCERS ● TOTAL SKIN DISEASES ● ALL CAUSES OF DEATH ● OTHER SKIN DISEASES

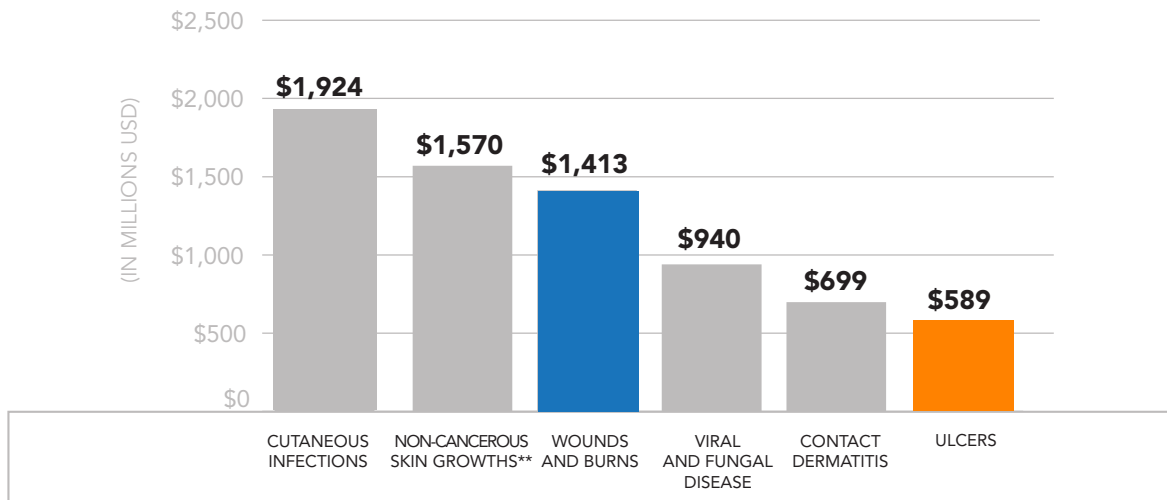


*Estimate/projected number of life years lost due to skin ulcers, wounds, and burns compared to top skin diseases leading to early death; Projected based on prototypical lifespan of 75 years.

Life Impact

LOST PRODUCTIVITY (OPPORTUNITY COST)*

● WOUNDS AND BURNS ● ULCERS ● OTHER SKIN DISEASES



*Time lost by patients and/or caregivers multiplied by average wages in 2013 (\$192/day); In millions of dollars compared with skin diseases leading to the most loss of productivity.

**This category is clinically broad in nature and includes, among other diseases: benign neoplasms, melanocytic nevi (unspecified), pilar cysts, pilonidal cysts (with or without abscess), scars and fibrosis, etc.



Copyright © 2017 by American Academy of Dermatology. All rights reserved.

This information is intended for personal/noncommercial use and may not be reproduced in any form by any means (electronic, mechanical, or other) or held in any information storage and retrieval systems without written permission from the publisher.

Commercial use or distribution

For information on obtaining copies of this publication or to license the content for distribution, please visit www.aad.org/BSD for details and to complete an application.

REV 05/05/2018 • 18-346