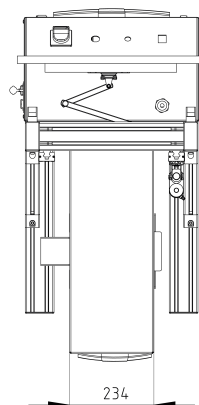
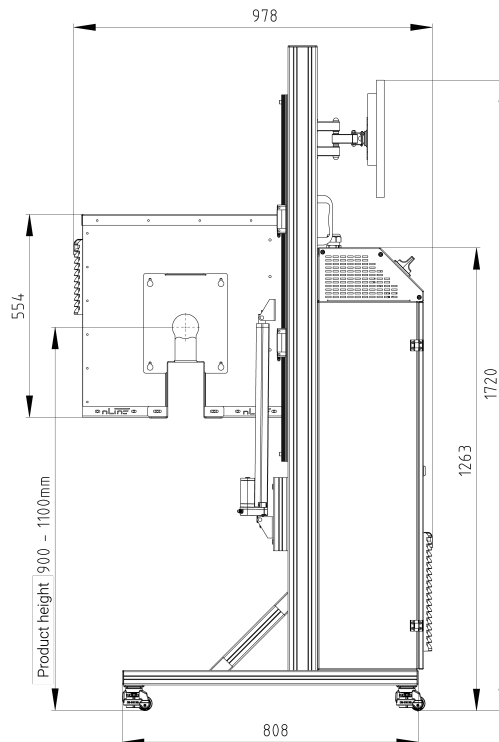
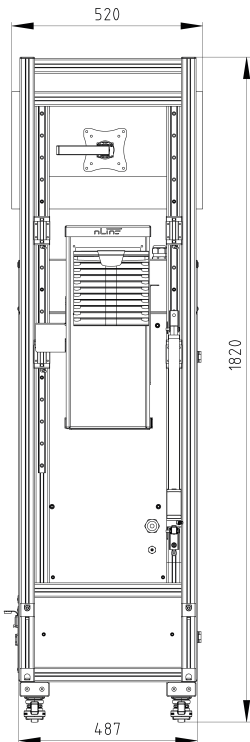


Model Name	nLine S	nLine M	nLine T
<b>Physical Attributes</b>			
<b>Dimensions (L x W x H)</b>	978 mm x 520 mm* x 1820 mm	978 mm x 520 mm* x 1820 mm	978 mm x 520 mm* x 1820 mm
<b>Weight</b>	~ 125 kg	~ 125 kg	~ 130 kg
<b>Cable Inspection</b>			
<b>Speed max.</b>	up to 300 m/min	up to 500 m/min	up to 100 m/min
<b>Cable Diameter min.</b>	0,5 mm	2 mm	2 mm
<b>Cable Diameter max.</b>	2 mm	30 mm	30 mm
<b>Electrical</b>			
<b>Lenses</b>	motorized	motorized	telecentric
<b>Operating Ambient Temperature</b>	5°C - 45°C	5°C - 45°C	5°C - 45°C
<b>Operating Voltage</b>	230 VAC (50/60 Hz)	230 VAC (50/60 Hz)	230 VAC (50/60 Hz)
<b>Power typical</b>	800 W	800 W	800 W
<b>Power max.</b>	3220 W	3220 W	3220 W
<b>Ingress Protection</b>	IP20	IP20	IP20
<b>Device Fuse</b>	C16A	C16A	C16A

\*The width of 520 mm of the nLine device is measured without PowerCON plug.  
This requires an additional 10 cm (approx.).



Approximate measurements  
Drawing is not in scale