



Banco ABN AMRO S.A.

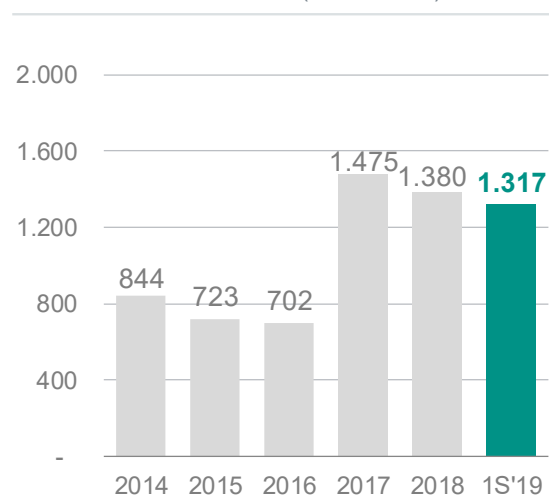
Destques Financeiros

São Paulo - Brasil

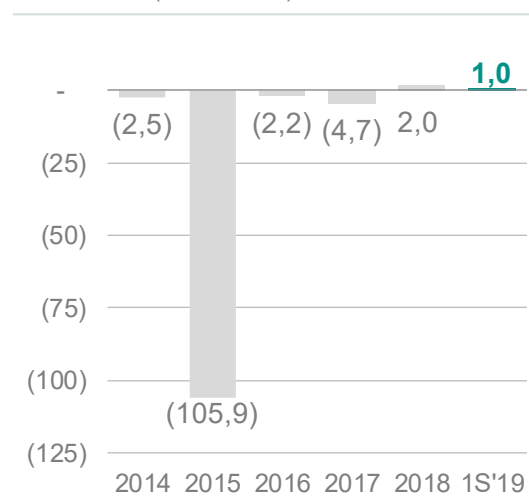
Junho 2019

Resumo dos principais Indicadores Financeiros

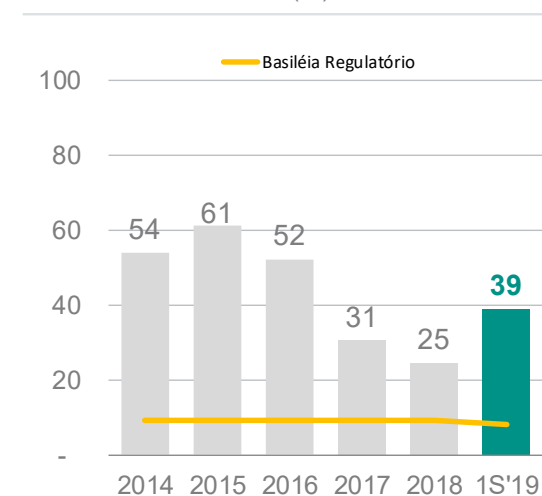
Carteira de Crédito (R\$ milhões)



Provisão (R\$ milhões)

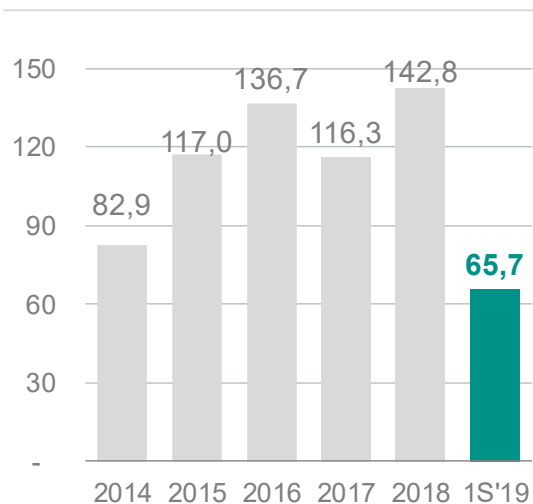


Índice de Basileia (%)

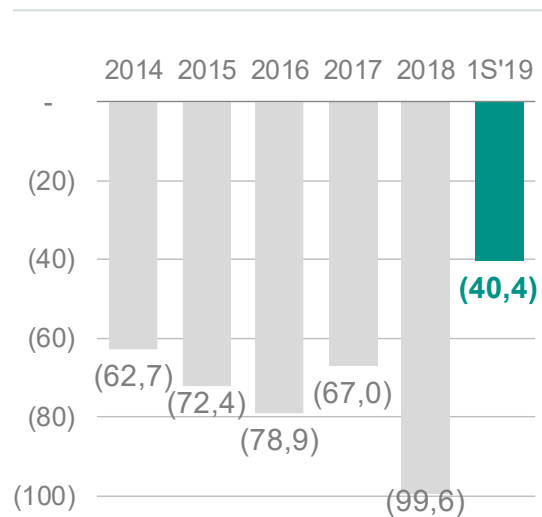


Resumo dos principais Indicadores Financeiros

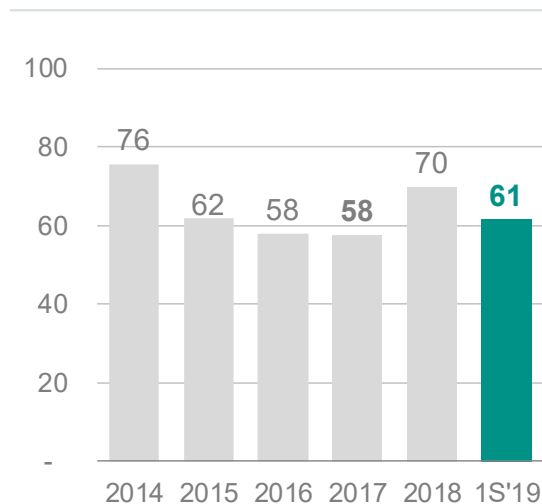
Receitas (R\$ milhões)



Despesas (R\$ milhões)

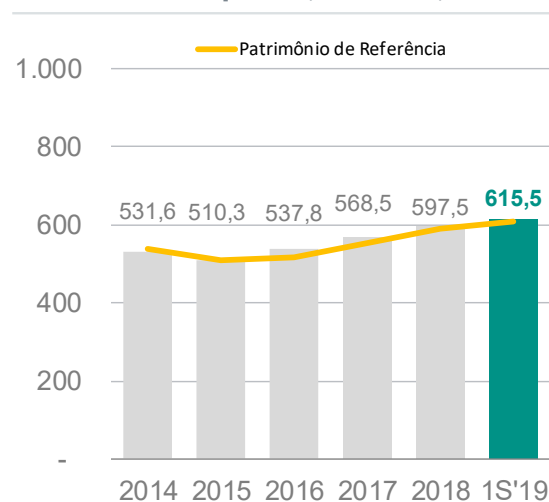


Índice de Eficiência (%)

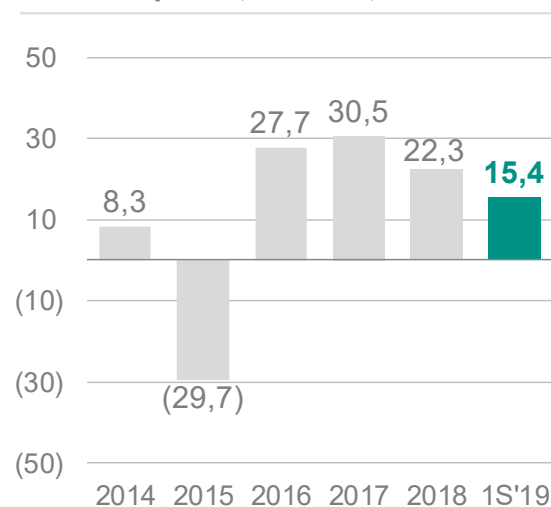


Resumo dos principais Indicadores Financeiros

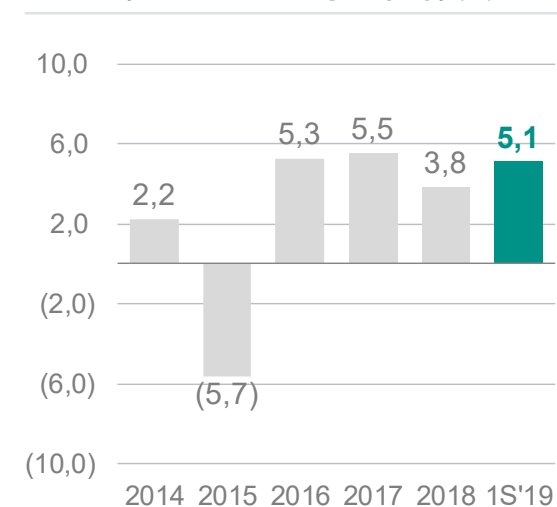
Patrimônio Líquido (R\$ milhões)



Lucro Líquido (R\$ milhões)

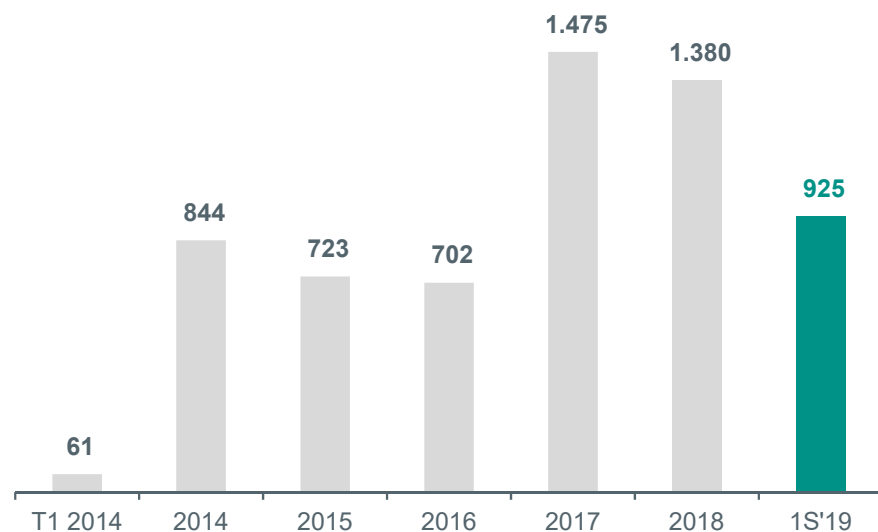


ROAE (Return on Average Equity) (%)



Evolução da Carteira de Crédito Expandida

Carteira de Crédito (R\$ milhões)



- A Carteira de Crédito Expandida inclui Empréstimos e Garantias Prestadas (Fianças).

(R\$milhões)	Garantia / Produtos	março/19	Junho/19
Empréstimos		516.599	470.618
		130.740	134.559
Crédito Pessoal		-	-
		-	-
ACC/ACE		326.820	188.112
		-	-
Fianças		374.391	266.531
		42.119	67.995
Total		1.217.810	925.261
		172.859	202.553

Carteira de Crédito por setor (BACEN)

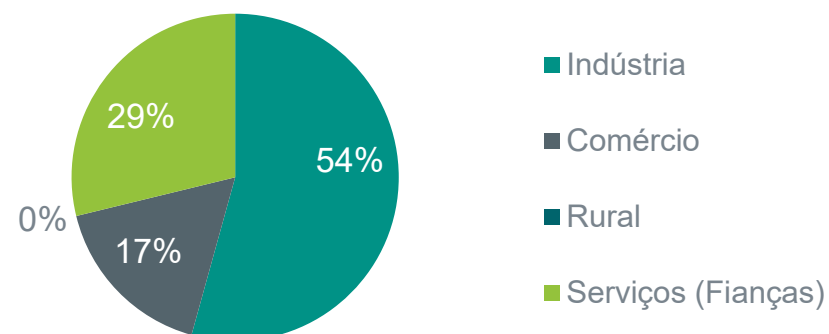
Setor	2014	2015	2016	2017	2018	1S'19
Indústria	382,545	305,637	391,314	827,771	907,505	502,399
Comércio	392,246	319,224	297,939	218,756	106,014	156,332
Serviços	69,287	97,761	-	-	-	-
Rural	-	-	13,033	-	-	-
Total (on balance)	844,078	722,622	702,286	1,046,527	1,013,519	658,731

Serviços (Fianças)				428,253	366,221	266,531
Total (on e off balance)	844,078	722,622	702,286	1,474,780	1,379,739	925,261

Concentração de Clientes

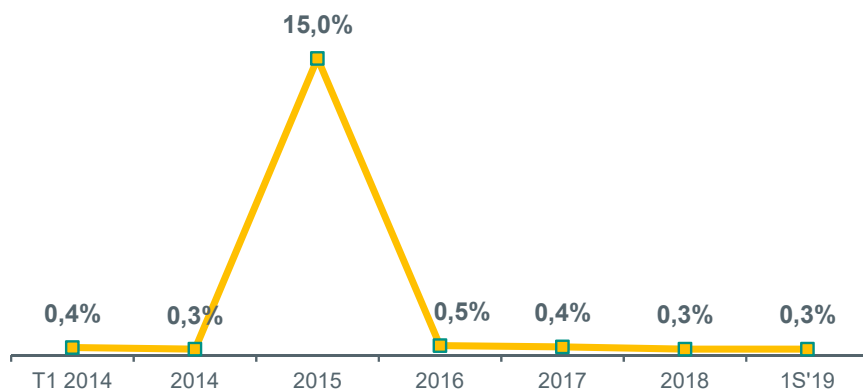
10 maiores clientes	73%	95%	87%	62%	65%	71%
100 maiores clientes	100%	100%	100%	100%	100%	100%

Concentração de Clientes (Junho'19)

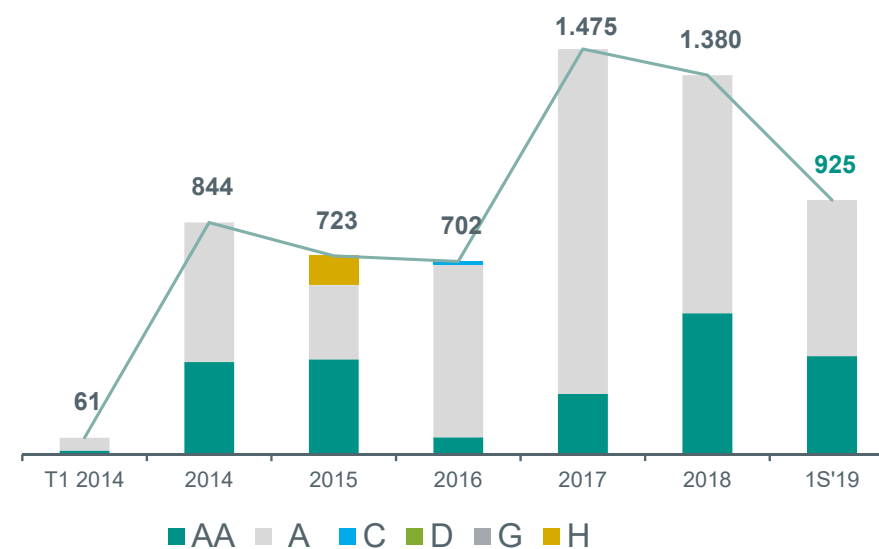


Qualidade da Carteira de Crédito

Saldo de PDD (% da carteira de empréstimos)

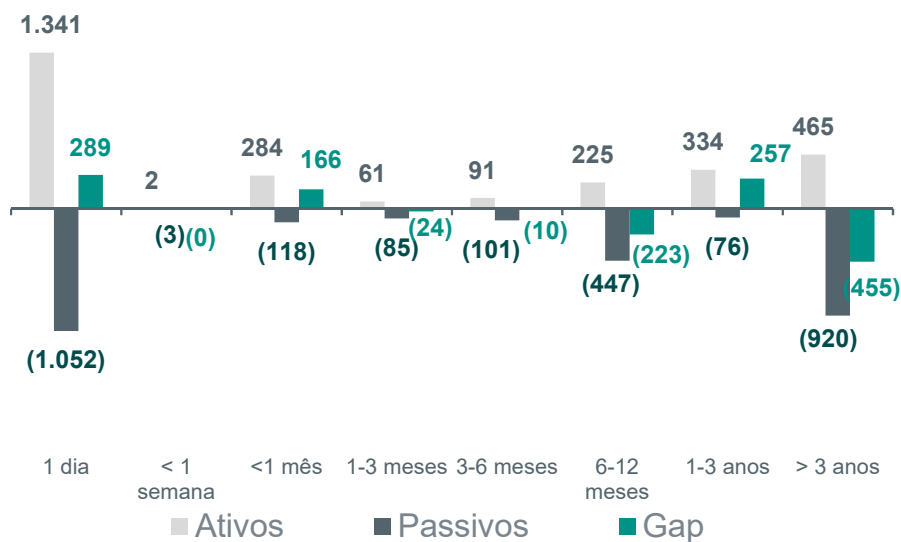


Carteira de Crédito por rating BACEN (R\$ milhões)

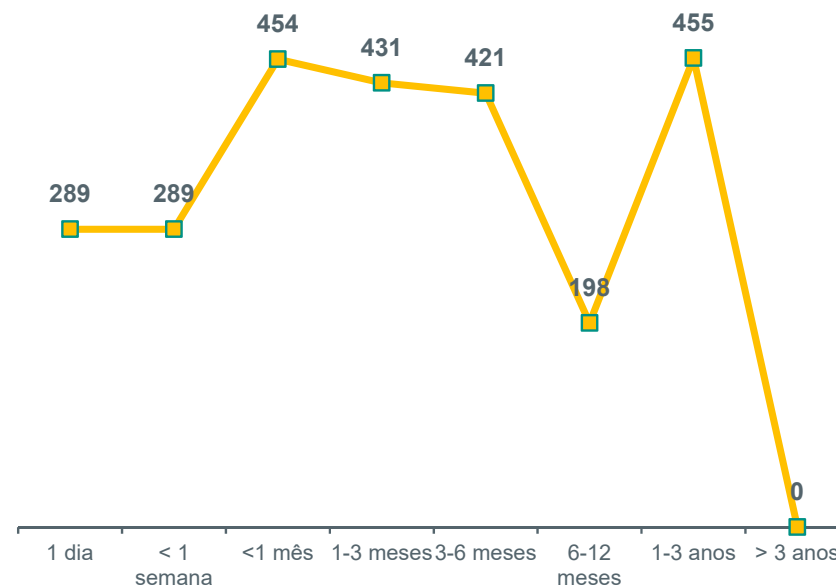


Ativos e Passivos por vencimento

Ativos e Passivos por vencimento (R\$ milhões) – (Dezembro'18)

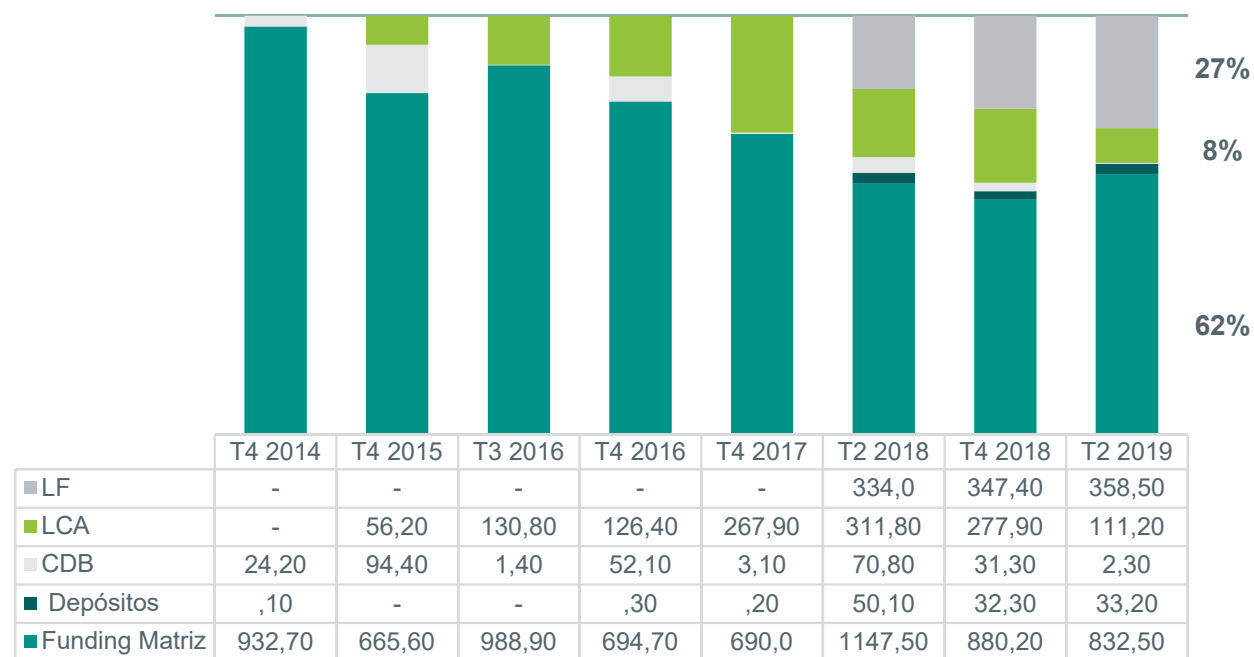


GAP acumulado (R\$ milhões)



Captação

Breakdown Captação (R\$ milhões)



Contato

Endereço

Rua Leopoldo Couto de Magalhães Jr., 700 - 4º andar
04542-000 São Paulo-SP
Brasil

Telefone

+55 11 3073-7400

Website

www.abnamro.com.br



For the purposes of this disclaimer ABN AMRO Group N.V. and its consolidated subsidiaries are referred to as "ABN AMRO". This document (the "Presentation") has been prepared by ABN AMRO. For purposes of this notice, the Presentation shall include any document that follows and relates to any oral briefings by ABN AMRO and any question-and-answer session that follows such briefings. The Presentation is informative in nature and is solely intended to provide financial and general information about ABN AMRO following the publication of its most recent financial figures. This Presentation has been prepared with care and must be read in connection with the relevant Financial Documents (latest Quarterly Report and Annual Financial Statements, "Financial Documents"). In case of any difference between the Financial Documents and this Presentation the Financial Documents are leading. The Presentation does not constitute an offer of securities or a solicitation to make such an offer, and may not be used for such purposes, in any jurisdiction (including the member states of the European Union and the United States) nor does it constitute investment advice or an investment recommendation in respect of any financial instrument. Any securities referred to in the Presentation have not been and will not be

registered under the US Securities Act of 1933. The information in the Presentation is, unless expressly stated otherwise, not intended for residents of the United States or any "U.S. person" (as defined in Regulation S of the US Securities Act 1933). No reliance may be placed on the information contained in the Presentation. No representation or warranty, express or implied, is given by or on behalf of ABN AMRO, or any of its directors or employees as to the accuracy or completeness of the information contained in the Presentation. ABN AMRO accepts no liability for any loss arising, directly or indirectly, from the use of such information. Nothing contained herein shall form the basis of any commitment whatsoever. ABN AMRO has included in this Presentation, and from time to time may make certain statements in its public statements that may constitute "forward-looking statements". This includes, without limitation, such statements that include the words 'expect', 'estimate', 'project', 'anticipate', 'should', 'intend', 'plan', 'probability', 'risk', 'Value-at-Risk ("VaR")', 'target', 'goal', 'objective', 'will', 'endeavour', 'outlook', 'optimistic', 'prospects' and similar expressions or variations on such expressions. In particular, the Presentation may include forward-looking statements relating but not limited to ABN AMRO's potential exposures to

various types of operational, credit and market risk. Such statements are subject to uncertainties. Forward-looking statements are not historical facts and represent only ABN AMRO's current views and assumptions on future events, many of which, by their nature, are inherently uncertain and beyond our control. Factors that could cause actual results to differ materially from those anticipated by forward-looking statements include, but are not limited to, (macro)-economic, demographic and political conditions and risks, actions taken and policies applied by governments and their agencies, financial regulators and private organisations (including credit rating agencies), market conditions and turbulence in financial and other markets, and the success of ABN AMRO in managing the risks involved in the foregoing. Any forward-looking statements made by ABN AMRO are current views as at the date they are made. Subject to statutory obligations, ABN AMRO does not intend to publicly update or revise forward-looking statements to reflect events or circumstances after the date the statements were made, and ABN AMRO assumes no obligation to do so.