

Vivekanand Arts, Sardar Dalipsingh Commerce & Science College, Aurangabad

Form No.: IQAC/FM/Convener/Criterion-VI/301

IQAC

Committee Annual Report

[For Committee Conveners only]

Academic Year: 2023-24


Name of Committee	Feedback Committee
Name of Convener	Dr. G.K. Awasthi
Name of Members	Dr. B.P. Gaikwad, Dr. Vivek Aware
Dates of meetings held	05/12/2023, 27/12/2023, 19/01/2024, 28/02/2024

Details of Activities:

S. No.	Title of Activity	Date	Objectives	Brief description of activity	Name of Resource person/Guest (If any)	No. of participants	
						Teachers	Students
1	Student Satisfaction Survey (under Criteria-2)	05/12/2023	To improve Teaching Learning methods for the betterment of Students	Prepared Google form to collect the responses from the students related to Teaching / Learning methods.	--	00	423
2	Progression of the Students	27/12/2023	To check the progression of the former students of 2021-22	Prepared Google form to collect the responses from the former students (of 2021-22)	--	00	36

3	Alumni (under Criteria-5)	19/01/2024	To collect the Alumni information for the institution	Prepared Google form to collect Alumni responses record for the betterment / improvement of the quality of the education.	--	00	173
4	Teaching, Curriculum & Infrastructure (under Criteria-2)	28/02/2024	To collect the information from the students to improve Teaching, Curriculum & Infrastructure of the institution.	Prepared Google form to collect students responses for the betterment of the <ul style="list-style-type: none"> 1. Teaching Learning methods 2. Curriculum 3. Infrastructure of the institution. 	--	00	64

(Enclose: Attendance of participants (with signature), Photographs, Correspondence letters, Feedback taken from participants)


Sign of Convener


**Analysis Report
(feedback on Student Satisfaction Survey)
(2023-2024)**

1. The syllabus covered in the class was satisfactory level.
2. Lecture preparation by the faculties is up to the mark.
3. The communication and explain of the teachers is effective.
4. The process of internal evaluations is fair.
5. The teaching and mentoring process in the institute is significantly effective.
6. The information about the program and Course Outcomes was given to the student.
7. The teachers explain theoretical concepts with the help of various examples and explain their uses very well.
8. The student centric methods used by the teachers was appreciated by the students in the form of feedback.
9. Most of the teachers uses ICT Technology in their teaching learning methods.

Conclusion:

Overall, students have shown a high degree of satisfaction with the institute's operations and many of its characteristics. Nonetheless, there is a need to improve ICT utilization in the classroom.



Committee Convener


Principal
Principal
Vivekanand Atrs Sardar Dalipsingh
Commerce and Scienc, College,


Action Taken Report
Feedback on Student Satisfaction Report
(2023-2024)

The analytical report revealed that teachers use ICT for their teaching / learning instruction in a somewhat effective manner.

The college's principal gave the teaching faculty instructions to use ICT more frequently in curriculum delivery during the staff meeting. Additionally, through notifications on the IQAC WhatsApp channel, the faculty was instructed by the IQAC to use LMS software, Virtual Lab, LCD/Interactive board, etc.



IQAC
Co-ordinator
Internal Quality Assurance Cell
Vivekanand Arts, Sardar Dalipsingh
Commerce & Science College,



Principal
Principal
Vivekanand Atrs Sardar Dalipsingh
Commerce and Scienc, College,




**Vivekanand Arts, Sardar Dalipsingh Commerce & Science College,
Aurangabad**

Analysis Report on "Student Satisfaction Survey" for the academic year 2023-2024

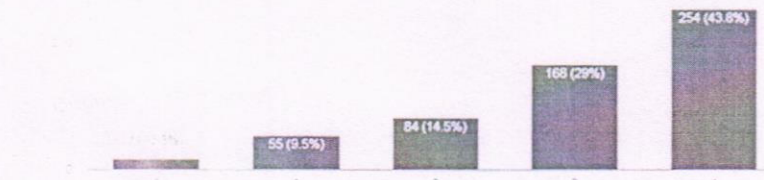
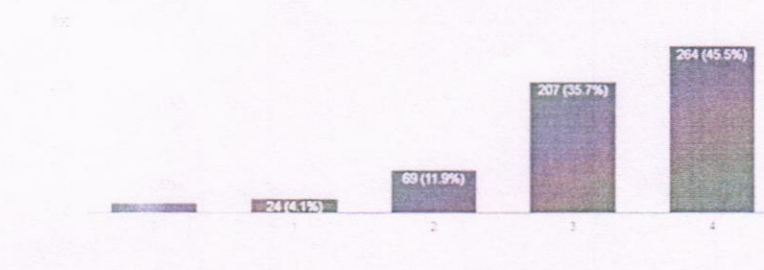

Sr. No.	Question	Response	Action Taken by Committee
1	<p>Student Satisfaction Survey on Teaching Learning Process</p> <p>How much of the syllabus was covered in the class? कितना हिस्सा पाठ्यक्रम अध्यापनकाल पूर्ण करपाया अरता ?</p> <p>1- 95 to 100% 2- 85 to 84% 3- 75 to 69% 4- 65 to 54% 5- Below 30% 6- No answer</p>	51.00%	In every semester Syllabus completion report is taken by the authority of the College.
2	<p>How well did the teachers prepare for the classes? अध्यापक विषयप्रदायक कितनी तयारी करून घेतात ?</p> <p>1- Thoroughly 2- Satisfactorily 3- Poorly 4- Indifferently 5- Wont teach at all 6- No answer</p>	46.9%	Analysis share to all HOD's for further action
3	<p>How well were the teachers able to communicate? अध्यापक कितना प्रभावी ढंग से संचारित ?</p> <p>1- Always effective 2- Sometimes effective 3- Just satisfactorily 4- Generally ineffective 5- Very poor communication 6- No answer</p>	58.4%	Multilingual teaching learning methods are used, So the students from the rural places can also understand the concepts.

<p>4</p>	<p>The teacher's approach to teaching can best be described as शिक्षण पध्दती तपासणे व्हायला येण्यासाठी योग्य आहे?</p> <p>5 - Excellent 4 - Very good 3 - Good 2 - Fair 1 - Poor 0 - No responses</p>	<p>Copy 40.7%</p>	<p>--</p>
<p>5</p>	<p>Fairness of the internal evaluation process by the teachers. शिक्षण प्रक्रिये मधील मूल्यांकन प्रक्रियेची निष्पक्षता कशी आहे?</p> <p>5 - Always fair 4 - Usually fair 3 - Sometimes unfair 2 - Usually unfair 1 - Not fair 0 - No responses</p>	<p>Copy 56.6%</p>	<p>By conducting Class Test (1 online & 1 offline) is conducted every semester. And Course Outcome Test will be conducted after completion of every semester.</p>
<p>6</p>	<p>Was your performance in assignments discussed with you? व्याख्यान मधील तुमच्या कामगिरीबद्दल तुमच्याशी चर्चा होते का?</p> <p>4 - Every time 3 - Usually 2 - Occasionally/Sometimes 1 - Rarely 0 - Never - No responses</p>	<p>Copy 50.5%</p>	<p>Nil</p>


<p>7</p>	<p>The institute taken active interest in promoting internship, student exchange, field visit</p> <p>क्या संस्थान ने निष्ठापूर्वक रूप से:</p> <p>निष्ठापूर्वक रूप से, विद्यार्थी अंतर्राष्ट्रीय, विद्यार्थी साठी क्षेत्र भेटीच्या संघर्षा प्रोत्साहन देण्यासाठी</p> <p>निष्ठापूर्वक करत का?</p> <p>1 - Regularly 2 - Often 3 - Sometimes 4 - Rarely 5 - Never 6 - No response</p>	<p>47.2%</p>	<p>Outcome share with placement cell.</p>
<p>8</p>	<p>The teaching and mentoring process in your institution facilitates you in cognitive,</p> <p>तुम्हाला संशोधन, अध्यापन आणि मार्गदर्शन प्रक्रिया तुम्हाला संशानात्मक, सामाजिक आणि भावनिक वाढ</p> <p>प्रकारे किती प्रभावी बनवते?</p> <p>1 - Significantly 2 - Very well 3 - Moderately 4 - Marginally 5 - Not at all 6 - No response</p>	<p>44.5%</p>	
<p>9</p>	<p>The institution provides multiple opportunities to learn and grow.</p> <p>क्या संस्थानाच्या अर्थी विकासाच्या अनेक संधी प्रदान करते का?</p> <p>1 - Strongly agree 2 - Agree 3 - Neutral 4 - Disagree 5 - Strongly Disagree 6 - No response</p>	<p>40.5%</p>	<p>Every department actively arrange students Discussion, Seminar, Quiz competition in and out of college campus</p>

<p>10</p>	<p>Teachers inform you about your expected competencies, course outcomes and your learning outcomes. शिक्षक तुम्हाला तुमची अपेक्षित क्षमता, अभ्यासक्रमाचे परिणाम आणि कार्यक्रमाच्या निकालाबद्दल माहिती देतात का?</p> <p>4 - Every time 3 - Usually 2 - Occasionally/sometimes 1 - Rarely 0 - Never 100 - No answer</p>	<p>57.2%</p>  <table border="1"> <thead> <tr> <th>Response</th> <th>Count</th> <th>Percentage</th> </tr> </thead> <tbody> <tr> <td>1 - Rarely</td> <td>121</td> <td>20.9%</td> </tr> <tr> <td>3 - Usually</td> <td>332</td> <td>57.2%</td> </tr> </tbody> </table>	Response	Count	Percentage	1 - Rarely	121	20.9%	3 - Usually	332	57.2%	<p>Every year/Semester each teacher analyse result outcome and share with respective authority for further improvement</p>									
Response	Count	Percentage																			
1 - Rarely	121	20.9%																			
3 - Usually	332	57.2%																			
<p>11</p>	<p>Your mentor does a necessary follow-up with an assigned task to you. तुमचा मार्गदर्शक तुम्हाला नियुक्त केलेल्या कामाचा आवश्यक पाठपुरावा करतता का?</p> <p>4 - Every time 3 - Usually 2 - Occasionally/sometimes 1 - Rarely 0 - I don't have a mentor 100 - No answer</p>	<p>55.7%</p>  <table border="1"> <thead> <tr> <th>Response</th> <th>Count</th> <th>Percentage</th> </tr> </thead> <tbody> <tr> <td>1 - Rarely</td> <td>17</td> <td>2.9%</td> </tr> <tr> <td>2 - Occasionally/sometimes</td> <td>27</td> <td>4.7%</td> </tr> <tr> <td>3 - Usually</td> <td>61</td> <td>10.5%</td> </tr> <tr> <td>4 - Every time</td> <td>139</td> <td>24%</td> </tr> <tr> <td>0 - I don't have a mentor</td> <td>323</td> <td>55.7%</td> </tr> </tbody> </table>	Response	Count	Percentage	1 - Rarely	17	2.9%	2 - Occasionally/sometimes	27	4.7%	3 - Usually	61	10.5%	4 - Every time	139	24%	0 - I don't have a mentor	323	55.7%	<p>--</p>
Response	Count	Percentage																			
1 - Rarely	17	2.9%																			
2 - Occasionally/sometimes	27	4.7%																			
3 - Usually	61	10.5%																			
4 - Every time	139	24%																			
0 - I don't have a mentor	323	55.7%																			
<p>12</p>	<p>Your mentor does a necessary follow-up with an assigned task to you. तुमचा मार्गदर्शक तुम्हाला नियुक्त केलेल्या कामाचा आवश्यक पाठपुरावा करतता का?</p> <p>4 - Every time 3 - Usually 2 - Occasionally/sometimes 1 - Rarely 0 - I don't have a mentor 100 - No answer</p>	<p>55.7%</p>  <table border="1"> <thead> <tr> <th>Response</th> <th>Count</th> <th>Percentage</th> </tr> </thead> <tbody> <tr> <td>1 - Rarely</td> <td>17</td> <td>2.9%</td> </tr> <tr> <td>2 - Occasionally/sometimes</td> <td>27</td> <td>4.7%</td> </tr> <tr> <td>3 - Usually</td> <td>61</td> <td>10.5%</td> </tr> <tr> <td>4 - Every time</td> <td>139</td> <td>24%</td> </tr> <tr> <td>0 - I don't have a mentor</td> <td>323</td> <td>55.7%</td> </tr> </tbody> </table>	Response	Count	Percentage	1 - Rarely	17	2.9%	2 - Occasionally/sometimes	27	4.7%	3 - Usually	61	10.5%	4 - Every time	139	24%	0 - I don't have a mentor	323	55.7%	<p>Outcome found satisfactory</p>
Response	Count	Percentage																			
1 - Rarely	17	2.9%																			
2 - Occasionally/sometimes	27	4.7%																			
3 - Usually	61	10.5%																			
4 - Every time	139	24%																			
0 - I don't have a mentor	323	55.7%																			

<p>13</p> <p>The teachers identify your strengths and encourage you with providing right level of challenges.</p> <p>शिक्षक आपकी ताकत और क्षमताओं को पहचानते हैं और आपको उचित स्तर के चुनौतियों को प्रोत्साहित करते हैं।</p> <p>4 - Fully</p> <p>3 - Reasonably</p> <p>2 - Partially</p> <p>1 - Slightly</p> <p>0 - Unable to</p> <p>550 responses</p>	<table border="1"> <thead> <tr> <th>Rating</th> <th>Count</th> <th>Percentage</th> </tr> </thead> <tbody> <tr> <td>0</td> <td>0</td> <td>0%</td> </tr> <tr> <td>1</td> <td>42</td> <td>7.2%</td> </tr> <tr> <td>2</td> <td>81</td> <td>14%</td> </tr> <tr> <td>3</td> <td>129</td> <td>22.2%</td> </tr> <tr> <td>4</td> <td>290</td> <td>50.5%</td> </tr> </tbody> </table>	Rating	Count	Percentage	0	0	0%	1	42	7.2%	2	81	14%	3	129	22.2%	4	290	50.5%	<p>50.5%</p>	<p>---</p>
Rating	Count	Percentage																			
0	0	0%																			
1	42	7.2%																			
2	81	14%																			
3	129	22.2%																			
4	290	50.5%																			
<p>14</p> <p>Teachers are able to identify your weaknesses and help you to overcome them</p> <p>शिक्षक आपकी कमजोरियों को पहचान सकते हैं और आपको उन्हें दूर करने में मदद करते हैं।</p> <p>4 - Every time</p> <p>3 - Usually</p> <p>2 - Occasionally/sometimes</p> <p>1 - Rarely</p> <p>0 - Never</p> <p>161 responses</p>	<table border="1"> <thead> <tr> <th>Rating</th> <th>Count</th> <th>Percentage</th> </tr> </thead> <tbody> <tr> <td>0</td> <td>7</td> <td>4.4%</td> </tr> <tr> <td>1</td> <td>9</td> <td>5.6%</td> </tr> <tr> <td>2</td> <td>72</td> <td>12.4%</td> </tr> <tr> <td>3</td> <td>132</td> <td>22.8%</td> </tr> <tr> <td>4</td> <td>321</td> <td>55.3%</td> </tr> </tbody> </table>	Rating	Count	Percentage	0	7	4.4%	1	9	5.6%	2	72	12.4%	3	132	22.8%	4	321	55.3%	<p>55.3%</p>	
Rating	Count	Percentage																			
0	7	4.4%																			
1	9	5.6%																			
2	72	12.4%																			
3	132	22.8%																			
4	321	55.3%																			
<p>15</p> <p>The institution makes effort to engage students in the monitoring, review and continuous quality improvement of the teaching learning process.</p> <p>संस्थान शिक्षण प्रक्रिया में निरीक्षण, पुनरावलोकन और सतत गुणवत्ता सुधार प्रक्रिया में छात्रों को शामिल करने का प्रयास करता है।</p> <p>4 - Strongly agree</p> <p>3 - Agree</p> <p>2 - Neutral</p> <p>1 - Disagree</p> <p>0 - Strongly disagree</p> <p>530 responses</p>	<table border="1"> <thead> <tr> <th>Rating</th> <th>Count</th> <th>Percentage</th> </tr> </thead> <tbody> <tr> <td>0</td> <td>21</td> <td>4.4%</td> </tr> <tr> <td>1</td> <td>30</td> <td>5.2%</td> </tr> <tr> <td>2</td> <td>82</td> <td>14.1%</td> </tr> <tr> <td>3</td> <td>216</td> <td>37.2%</td> </tr> <tr> <td>4</td> <td>231</td> <td>39.6%</td> </tr> </tbody> </table>	Rating	Count	Percentage	0	21	4.4%	1	30	5.2%	2	82	14.1%	3	216	37.2%	4	231	39.6%	<p>39.8%</p>	<p>Student representatives takes active part in various academic and statutory committees.</p>
Rating	Count	Percentage																			
0	21	4.4%																			
1	30	5.2%																			
2	82	14.1%																			
3	216	37.2%																			
4	231	39.6%																			

<p>16</p>	<p>The institute teachers use student centric methods, such as experiential learning, participative learning and problem-solving methodologies for enhancing learning experiences.</p> <p>संस्था शिक्षक विद्यार्थी केंद्रित पद्धतींचा वापर करतात, जसे की अनुभवात्मक शिक्षण, सहभागी शिक्षण आणि सहभाग अनुभव वापरण्यासाठी समस्या सोडवण्याच्या विविध पद्धती ई</p> <p>4 – To a great extent 3 – Moderate 2 – Somewhat 1 – Very little 0 – Not at all</p> <p>580 responses</p>  <table border="1"> <thead> <tr> <th>Rating</th> <th>Count</th> <th>Percentage</th> </tr> </thead> <tbody> <tr> <td>0</td> <td>3</td> <td>0.5%</td> </tr> <tr> <td>1</td> <td>55</td> <td>9.5%</td> </tr> <tr> <td>2</td> <td>84</td> <td>14.5%</td> </tr> <tr> <td>3</td> <td>168</td> <td>29%</td> </tr> <tr> <td>4</td> <td>254</td> <td>43.6%</td> </tr> </tbody> </table>	Rating	Count	Percentage	0	3	0.5%	1	55	9.5%	2	84	14.5%	3	168	29%	4	254	43.6%	<p>43.8%</p>	<p>Organising study tours, Poster Presentations, Industrial visits etc.</p>
Rating	Count	Percentage																			
0	3	0.5%																			
1	55	9.5%																			
2	84	14.5%																			
3	168	29%																			
4	254	43.6%																			
<p>17</p>	<p>Teachers encourage you to participate in extracurricular activities.</p> <p>शिक्षक विद्यार्थींना अतिरिक्त क्रियात्मक सहभागी होण्यासाठी प्रोत्साहित करतात का?</p> <p>4 – Strongly agree 3 – Agree 2 – Neutral 1 – Disagree 0 – Strongly disagree</p> <p>580 responses</p>  <table border="1"> <thead> <tr> <th>Rating</th> <th>Count</th> <th>Percentage</th> </tr> </thead> <tbody> <tr> <td>0</td> <td>3</td> <td>0.5%</td> </tr> <tr> <td>1</td> <td>24</td> <td>4.1%</td> </tr> <tr> <td>2</td> <td>69</td> <td>11.9%</td> </tr> <tr> <td>3</td> <td>207</td> <td>35.7%</td> </tr> <tr> <td>4</td> <td>264</td> <td>45.5%</td> </tr> </tbody> </table>	Rating	Count	Percentage	0	3	0.5%	1	24	4.1%	2	69	11.9%	3	207	35.7%	4	264	45.5%	<p>45.5%</p>	<p>Extracurricular activities conducted through NSS, NCC, & Cultural Committee.</p>
Rating	Count	Percentage																			
0	3	0.5%																			
1	24	4.1%																			
2	69	11.9%																			
3	207	35.7%																			
4	264	45.5%																			
<p>18</p>	<p>Efforts are made by the institute teachers to inculcate soft skills, life skills and employability skills to make you ready for the world of work.</p> <p>संस्था शिक्षकांनी विद्यार्थी तयार करण्यासाठी सॉफ्ट स्किल्स, लाइफ स्किल्स आणि रोजगारक्षमता वाढवण्यासाठी विद्यार्थी तयार करण्यासाठी सलग शिक्षकांकडून किती प्रमाणात प्रयत्न केले जातात?</p> <p>4 – To a great extent 3 – Moderate 2 – Somewhat 1 – Very little 0 – Not at all</p> <p>580 responses</p>  <table border="1"> <thead> <tr> <th>Rating</th> <th>Count</th> <th>Percentage</th> </tr> </thead> <tbody> <tr> <td>0</td> <td>33</td> <td>5.7%</td> </tr> <tr> <td>1</td> <td>39</td> <td>6.7%</td> </tr> <tr> <td>2</td> <td>86</td> <td>14.8%</td> </tr> <tr> <td>3</td> <td>159</td> <td>27.4%</td> </tr> <tr> <td>4</td> <td>263</td> <td>45.3%</td> </tr> </tbody> </table>	Rating	Count	Percentage	0	33	5.7%	1	39	6.7%	2	86	14.8%	3	159	27.4%	4	263	45.3%	<p>45.3%</p>	<p>Efforts made by placement Cell & Various departments through MOU's</p>
Rating	Count	Percentage																			
0	33	5.7%																			
1	39	6.7%																			
2	86	14.8%																			
3	159	27.4%																			
4	263	45.3%																			

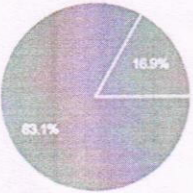
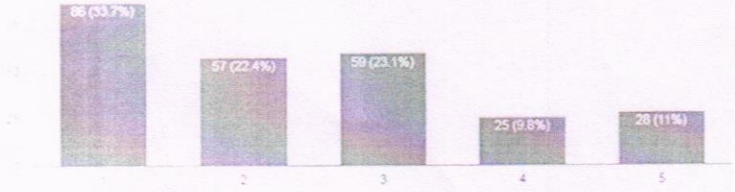
<p>19</p>	<p>What per centage of teachers use ICT tools such as LCD projector, Multimedia, etc. in their teaching शिक्षण प्रक्रियेमध्ये शिक्षण LCD प्रोजेक्टर, मल्टीमीडिया इत्यादी ICT साधनांचा वापर करतात?</p> <p>4 - Above 90% 3 - 70 - 90% 2 - 50 - 69% 1 - 30 - 49% 0 - Below 29%</p> <p>582 responses</p> <table border="1"> <thead> <tr> <th>Percentage Range</th> <th>Number of Responses</th> <th>Percentage</th> </tr> </thead> <tbody> <tr> <td>0</td> <td>118</td> <td>20.3%</td> </tr> <tr> <td>1</td> <td>76</td> <td>13.1%</td> </tr> <tr> <td>2</td> <td>112</td> <td>19.3%</td> </tr> <tr> <td>3</td> <td>142</td> <td>24.5%</td> </tr> <tr> <td>4</td> <td>132</td> <td>22.8%</td> </tr> </tbody> </table>	Percentage Range	Number of Responses	Percentage	0	118	20.3%	1	76	13.1%	2	112	19.3%	3	142	24.5%	4	132	22.8%	<p>24.5%</p> <p>On the basis of the responses received from the feedback, we have placed order of LCD Projectors & K-Yan</p>
Percentage Range	Number of Responses	Percentage																		
0	118	20.3%																		
1	76	13.1%																		
2	112	19.3%																		
3	142	24.5%																		
4	132	22.8%																		
<p>20</p>	<p>The overall quality of teaching learning process in your institute is very good सुरुवात सधारीत, अध्यापन, अध्यापन प्रक्रियेची एकूण गुणवत्ता खूप चांगली आहे</p> <p>4 - Strongly agree 3 - Agree 2 - Neutral 1 - Disagree 0 - Strongly disagree</p> <p>332 responses</p> <table border="1"> <thead> <tr> <th>Response Level</th> <th>Number of Responses</th> <th>Percentage</th> </tr> </thead> <tbody> <tr> <td>0</td> <td>24</td> <td>7.1%</td> </tr> <tr> <td>1</td> <td>17</td> <td>5.1%</td> </tr> <tr> <td>2</td> <td>78</td> <td>23.4%</td> </tr> <tr> <td>3</td> <td>207</td> <td>62.3%</td> </tr> <tr> <td>4</td> <td>254</td> <td>76.5%</td> </tr> </tbody> </table>	Response Level	Number of Responses	Percentage	0	24	7.1%	1	17	5.1%	2	78	23.4%	3	207	62.3%	4	254	76.5%	<p>43.8%</p> <p>College has made compulsion of 30 % syllabus through ICT mode.</p>
Response Level	Number of Responses	Percentage																		
0	24	7.1%																		
1	17	5.1%																		
2	78	23.4%																		
3	207	62.3%																		
4	254	76.5%																		



 Principal
Principal
 Vivekanand Atrs Sardar Dalipsingh
 Commerce and Scienc, College,

**Vivekanand Arts, Sardar Dalipsingh Commerce & Science College,
Aurangabad**

Analysis Report on "Curriculum Feedback" for the academic year 2023-2024

Sr. No	Question	Response	Action Taken by Committee																		
1	<p>Topic explanation skill of the all teachers (Last Semester) (शिक्षकांची शिकवण्याची कला कशी वाढली?) Copy</p> <p>255 responses</p> <table border="1"> <caption>Topic explanation skill feedback data</caption> <thead> <tr> <th>Rating</th> <th>Count</th> <th>Percentage</th> </tr> </thead> <tbody> <tr> <td>1</td> <td>95</td> <td>37.3%</td> </tr> <tr> <td>2</td> <td>60</td> <td>23.5%</td> </tr> <tr> <td>3</td> <td>58</td> <td>22.7%</td> </tr> <tr> <td>4</td> <td>28</td> <td>11%</td> </tr> <tr> <td>5</td> <td>14</td> <td>5.5%</td> </tr> </tbody> </table>	Rating	Count	Percentage	1	95	37.3%	2	60	23.5%	3	58	22.7%	4	28	11%	5	14	5.5%	37.3%	Informed teachers to make the use of ICT based teaching & learning compulsorily twice in a week.
Rating	Count	Percentage																			
1	95	37.3%																			
2	60	23.5%																			
3	58	22.7%																			
4	28	11%																			
5	14	5.5%																			
2	<p>Communication skill of the all teachers (Last Semester) (शिक्षकांची संवाद साधण्याची पद्धत कशी वाढली?) Copy</p> <p>255 responses</p> <table border="1"> <caption>Communication skill feedback data</caption> <thead> <tr> <th>Rating</th> <th>Count</th> <th>Percentage</th> </tr> </thead> <tbody> <tr> <td>1</td> <td>99</td> <td>38.8%</td> </tr> <tr> <td>2</td> <td>63</td> <td>24.7%</td> </tr> <tr> <td>3</td> <td>54</td> <td>21.2%</td> </tr> <tr> <td>4</td> <td>24</td> <td>9.4%</td> </tr> <tr> <td>5</td> <td>15</td> <td>5.9%</td> </tr> </tbody> </table>	Rating	Count	Percentage	1	99	38.8%	2	63	24.7%	3	54	21.2%	4	24	9.4%	5	15	5.9%	38.80%	Intimated teachers to use Multilingual teaching/ learning methods for Rural students.
Rating	Count	Percentage																			
1	99	38.8%																			
2	63	24.7%																			
3	54	21.2%																			
4	24	9.4%																			
5	15	5.9%																			
3	<p>Are you satisfied with classroom infrastructure (तुम्हाला खोल्यांमध्ये पुरेशी व्यवस्था होती का?) Copy</p> <p>255 responses</p> <table border="1"> <caption>Satisfaction with classroom infrastructure data</caption> <thead> <tr> <th>Rating</th> <th>Count</th> <th>Percentage</th> </tr> </thead> <tbody> <tr> <td>1</td> <td>99</td> <td>38.8%</td> </tr> <tr> <td>2</td> <td>55</td> <td>21.6%</td> </tr> <tr> <td>3</td> <td>56</td> <td>22%</td> </tr> <tr> <td>4</td> <td>29</td> <td>11.4%</td> </tr> <tr> <td>5</td> <td>16</td> <td>6.3%</td> </tr> </tbody> </table>	Rating	Count	Percentage	1	99	38.8%	2	55	21.6%	3	56	22%	4	29	11.4%	5	16	6.3%	38.80%	Some class rooms are having capacity to occupy more than 100 students.
Rating	Count	Percentage																			
1	99	38.8%																			
2	55	21.6%																			
3	56	22%																			
4	29	11.4%																			
5	16	6.3%																			

4	<p>Are you satisfied with the Books available in Central Library? (ग्रंथालयात पुस्तकांची उपलब्धता पुरेची आहे का?)</p> <p>255 responses</p>  <p>● Excellent असा उत्तम ● Poor असमाना उत्तर</p>	83.10%	Placed order of some new reference books and some journals.
5	<p>Are you satisfied with the Co-curricular activities like Study tour, Students Seminar, Group discussion, Quiz etc. (अभ्यासक्रम पुरक उपक्रम जैसे कि, शैक्षणिक सहल, विद्यार्थी सेमिनार, ग्रुप डिस्कशन कारक आदि का?)</p> <p>27 responses</p> 	3.70%	Study tours made compulsory for all the departments. Seminar/Group Discussion made compulsory for all the departments.


 Principal
Principal
 Vivekananda Atrs Sardar Dalipsingh
 Commerce and Scienc, College,