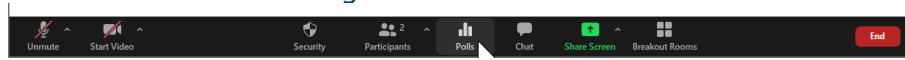
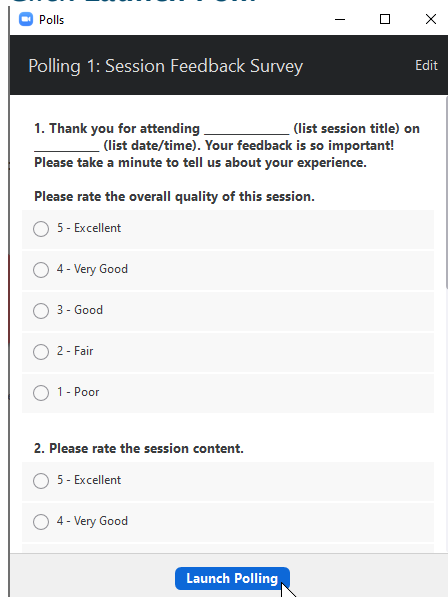


Launching a Zoom poll

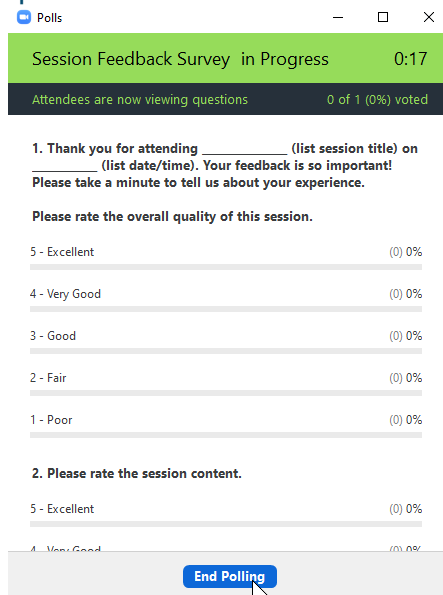
1. Start the scheduled Zoom meeting that has polling enabled.
2. Click **Polls** in the meeting controls.



3. Select the poll you would like to launch.
4. Click **Launch Poll**.

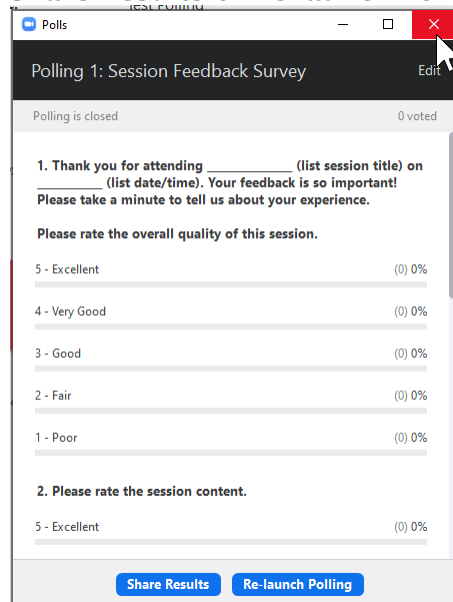
A screenshot of the 'Polls' window in Zoom. The title bar says 'Polls'. The main content area is titled 'Polling 1: Session Feedback Survey' with an 'Edit' link. The survey text reads: '1. Thank you for attending _____ (list session title) on _____ (list date/time). Your feedback is so important! Please take a minute to tell us about your experience. Please rate the overall quality of this session.' Below this are five radio button options: '5 - Excellent', '4 - Very Good', '3 - Good', '2 - Fair', and '1 - Poor'. The second question is '2. Please rate the session content.' with two radio button options: '5 - Excellent' and '4 - Very Good'. At the bottom, there is a blue button labeled 'Launch Polling' with a mouse cursor pointing to it.

5. The participants in the meeting will now be prompted to answer the polling questions. The host will be able to see the results live.

A screenshot of the 'Polls' window showing the survey in progress. The title bar says 'Polls'. The header bar is green and says 'Session Feedback Survey in Progress' with a timer '0:17'. Below the header, it says 'Attendees are now viewing questions' and '0 of 1 (0%) voted'. The survey questions are the same as in the previous screenshot. At the bottom, there is a blue button labeled 'End Polling' with a mouse cursor pointing to it.

6. Once you would like to stop the poll, click **End Poll**.

7. Close the poll window and the results will be recorded. Do NOT select the **Share Results** or **Re-launch Poll** buttons.



The screenshot shows a web browser window titled "Polls". The main content area is titled "Polling 1: Session Feedback Survey" and includes an "Edit" link. A status bar at the top of the poll area indicates "Polling is closed" and "0 voted". The poll content consists of two sections:

1. Thank you for attending _____ (list session title) on _____ (list date/time). Your feedback is so important! Please take a minute to tell us about your experience.

Please rate the overall quality of this session.

| | |
|---------------|--------|
| 5 - Excellent | (0) 0% |
| 4 - Very Good | (0) 0% |
| 3 - Good | (0) 0% |
| 2 - Fair | (0) 0% |
| 1 - Poor | (0) 0% |

2. Please rate the session content.

| | |
|---------------|--------|
| 5 - Excellent | (0) 0% |
|---------------|--------|

At the bottom of the poll window, there are two buttons: "Share Results" and "Re-launch Polling". A mouse cursor is pointing at the red "X" close button in the top right corner of the browser window.