

How do you want to sell?

Brick and mortar

Remote

- Consider using [Virtual Terminal](#) to process card-not-present transactions like over the phone or online orders where you would like to charge the customer remotely. You can also wirelessly hook your computer up to Square Terminal hardware and use Virtual Terminal as a touch-free, in-person payment option.

- Accept different payments for customers using mobile wallets. From [Cash App Pay](#) to [Apple Pay](#), customers can use their credit card or mobile payment app of choice by using the mobile wallets on their phone to complete a transaction.



In Person (Minimal Contact)


- **ONE LOCATION**
For a small business with one location, you may want to start with [Square Terminal](#), an all-in-one credit card terminal for payments and receipts.

- **MULTIPLE LOCATIONS**
If your business has several locations, you may want to use [Square Register](#) or [Square Stand](#). These are Square Point of Sale systems. Square Register includes software options, built-in payments, and a more complete Point of Sale while Square Stand can turn any iPad into a point of sale.

- **POP UP OR MOBILE BUSINESS**
For pop-up businesses or even more mobile businesses that need to be on the go, consider [Square Reader](#). It's an easy and contactless way to accept chip cards and other contactless payments like credit card, debit card, or Apple Pay, and Google Pay transactions.

Through chat

Send a [payment link](#) or [invoice](#) to customers within [Square Messages](#) so all your conversations or questions about transactions stay in one place.



On your website

Through your existing website

- Process online web payments through [Square Checkout](#), a prebuilt payment flow hosted by Square. With Square Checkout, you can add customized [buy buttons](#) to your site. This checkout form offers SSL support and provides PCI DSS compliant payment processing.

- Use [Square eCommerce API](#) to process online payments on your own self-hosted website.

- Add an online ordering option to your existing website by linking out to a simple Square-hosted ordering page. Give your customers the option to order ahead, schedule delivery, and more.

Your mobile app

- You can download the [Square Point of Sale App](#) on Android or iOS devices.

- Checkout with [QR codes](#) or [payment links](#) directly from your Square Point of Sale app. You can generate a Pay with QR Code code for your customers from your Square Point of Sale, or send a payment link directly to their phone.

Through a new site

- Build your retail store or restaurant site online to start selling products and taking orders with [Square Online](#).

On social media

Route to your website


Checkout through social media

- Use a [Square Checkout Link](#) in a post so your followers can pay regardless of social platform.

- [Sell directly on Instagram](#) with a Square eCommerce website. You can connect Square Online directly to your Instagram feed where followers can buy in-app.

- [Sell directly on Pinterest](#) by connecting your Square Online Store in Square Dashboard to Pinterest.

- [Sell on TikTok](#) by linking TikTok videos directly to items on your Square Online store.



Through email

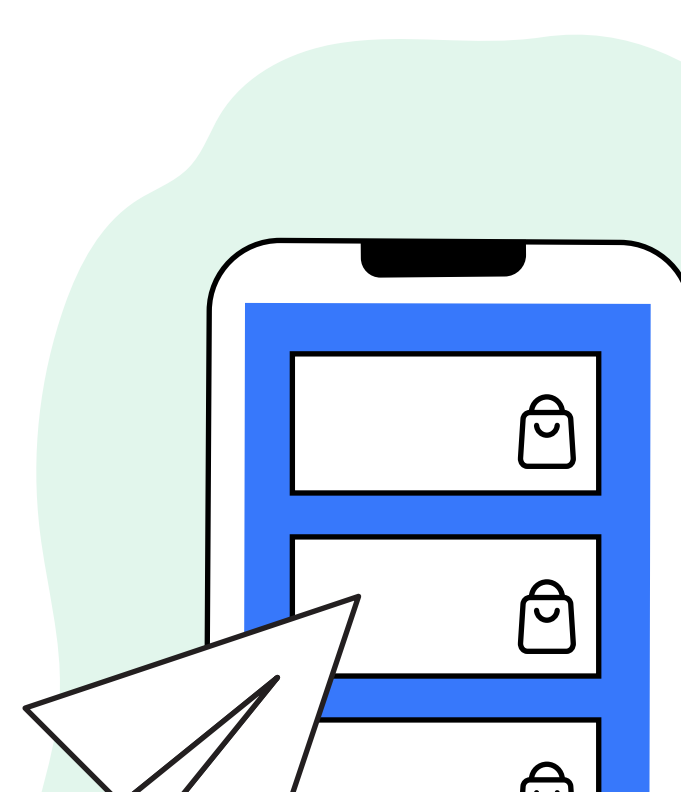
Route to your website

See all your emails and text messages between your business and your customers in one place with [Square Messages](#).

Send a [payment link](#) to a specific list of customers when you have sales or special items or services you want to sell. With one click, customers can check out directly from the email.

Consider [Online Invoices](#) if you need to regularly bill remote clients. You can set invoices to be auto-billed, set custom contracts, and track unpaid or paid invoices.

- Customers can pay Online Invoices through [ACH bank transfer payments](#).



Through SMS

Route to your website

See all your emails and text messages between your business and your customers in one place with [Square Messages](#).

Direct checkout; no website needed

Send a [payment link](#) so customers can check out right from their mobile phones. You can customize your checkout page, then copy and paste the link into emails, text messages, or on social media. You can accept online payments with one click from multiple channels.