



Annual Return

HARVEY FRESH JUICE PTY LTD

Licence 11302

A. Statement of Compliance - Licence Details

ALL Licence holders must check that the Licence details in Section A are correct.

If there are changes to any of these details, **you must advise Environment Protection Authority (EPA) and apply as soon as possible for a variation to your Licence or for a Licence transfer.**

Licence variation and transfer application forms are available on the EPA website at: <http://www.epa.nsw.gov.au/licensing-and-regulation/licensing> or from regional offices of the EPA, or by contacting by telephone 02 9995 5700.

If you are applying to vary or transfer your Licence, you must still complete and submit this Annual Return.

A1. Licence holder

Licence number : 11302
Licence holder : HARVEY FRESH JUICE PTY LTD
Trading name (if applicable) :
ABN : 39 146 288 888
ACN :
Reporting period : From: 20-12-2023 To: 19-12-2024

A2. Premises to which Licence Applies (if applicable)

Common name (if any) :
Premises : FARM 1059 CRAWFORD ROAD HANWOOD 2680 NSW

A3. Activities to which Licence Applies

Agricultural processing

A4. Other Activities (if applicable)

A5. Fee-Based Activity Classifications

Note that the fee based activity classification is used to calculate the administrative fee.

Fee-based activity	Activity scale	Unit of measure
General agricultural processing	> 30,000.00 - 100,000.00	T annual processing capacity

A6. Assessable Pollutants (if applicable)



Note that the identification of assessable pollutants is used to calculate the **load-based fee**.
The following assessable pollutants are identified for the fee-based activity classifications in the licence:

B. Monitoring and Complaints Summary

B1. Number of Pollution Complaints

Pollution Complaint Category	Complaints
Air	0
Water	0
Noise	0
Waste	0
Other	0
Total complaints recorded by the licensee during the reporting period	0

B2. Concentration Monitoring Summary

For each concentration monitoring point identified in your licence, details are displayed below. If concentration monitoring is not required by your licence, **no data** will appear below. If data was provided from an uploaded file, the file name will be displayed below instead of any data. **Note** that this does not exclude the need to conduct appropriate concentration monitoring of assessable pollutants as required by load-based licensing (if applicable).

Monitoring Point 1

Effluent quality monitoring, Waste water sample point located at the secondary effluent treatment pond, labelled 'EPA 1' on map titled 'Farm 1059 - Crawford Road - Hanwood' dated 15 August 2008. CM10 reference: DOC23/1015174-5.

Pollutant	Unit of measure	No. of samples required	No. of samples collected and analysed	Lowest sample value	Mean of sample	Highest sample value
BOD	milligrams per litre	2	2	49	92	70.5
Conductivity	microsiemens per centimetre	2	2	2120	2960	2540
Nitrogen (ammonia)	milligrams per litre	2	2	0.1	4	2.05
Nitrogen (total)	milligrams per litre	2	2	20.5	31.4	25.95
pH	pH	2	2	7.4	9.03	8.125
Phosphorus (total)	milligrams per litre	2	2	3.76	9.92	6.84



Annual Return

HARVEY FRESH JUICE PTY LTD

Licence 11302

Potassium	milligrams per litre	2	2	41.4	100	70.7
Total suspended solids	milligrams per litre	2	2	223	226	224.5

Monitoring Point 3

Groundwater quality monitoring, Piezometer located to the south of the centre pivot utilisation area, labelled 'EPA 3' on map titled 'Farm 1059 - Crawford Road - Hanwood' 15 August 2008. CM10 reference: DOC23/1015174-5.

Pollutant	Unit of measure	No. of samples required	No. of samples collected and analysed	Lowest sample value	Mean of sample	Highest sample value
Conductivity	microsiemens per centimetre	1	1	9260	9260	9260
Nitrate	milligrams per litre	1	1	<0.05	<0.05	<0.05
Nitrogen (total)	milligrams per litre	1	1	<0.05	<0.05	<0.05
pH	pH	1	1	7.01	7.01	7.01
Phosphorus (total)	milligrams per litre	1	1	0.05	0.05	0.05
Potassium	milligrams per litre	1	1	9.3	9.3	9.3
Sodium	milligrams per litre	1	1	1610	1610	1610
Standing Water Level	metres	1	1	2.33	2.33	2.33

Monitoring Point 4

Groundwater quality monitoring, Piezometer located to the west of the centre pivot utilisation area, labelled 'EPA 4' on map titled 'Farm 1059 - Crawford Road - Hanwood' dated 15 August 2008. CM10 reference: DOC23/1015174-5.

Pollutant	Unit of measure	No. of samples required	No. of samples collected and analysed	Lowest sample value	Mean of sample	Highest sample value
Conductivity	microsiemens per centimetre	1	1	440	440	440
Nitrate	milligrams per litre	1	1	<0.05	<0.05	<0.05
Nitrogen (total)	milligrams per litre	1	1	4.96	4.96	4.96
pH	pH	1	1	7.54	7.54	7.54



Annual Return

HARVEY FRESH JUICE PTY LTD

Licence 11302

Phosphorus (total)	milligrams per litre	1	1	2.97	2.97	2.97
Potassium	milligrams per litre	1	1	11.1	11.1	11.1
Sodium	milligrams per litre	1	1	691	691	691
Standing Water Level	metres	1	1	2.9	2.9	2.9

Monitoring Point 5

Groundwater quality monitoring, Piezometer located to the north of the centre pivot utilisation area, labelled 'EPA 5' on map titled 'Farm 1059 - Crawford Road - Hanwood' dated 15 August 2008. CM10 reference: DOC23/1015174-5.

Pollutant	Unit of measure	No. of samples required	No. of samples collected and analysed	Lowest sample value	Mean of sample	Highest sample value
Conductivity	microsiemens per centimetre	1	1	9220	9220	9220
Nitrate	milligrams per litre	1	1	<0.05	<0.05	<0.05
Nitrogen (total)	milligrams per litre	1	1	0.71	0.71	0.71
pH	pH	1	1	8.49	8.49	8.49
Phosphorus (total)	milligrams per litre	1	1	0.71	0.71	0.71
Potassium	milligrams per litre	1	1	11.9	11.9	11.9
Sodium	milligrams per litre	1	1	1660	1660	1660
Standing Water Level	metres	1	1	3.12	3.12	3.12

Monitoring Point 6

Groundwater quality monitoring, Piezometer located to the north east of the tree lot utilisation area labelled 'EPA 6' on map titled 'Farm 1059 - Crawford Road - Hanwood' dated 15 August 2008. CM10 reference: DOC23/1015174-5.

Pollutant	Unit of measure	No. of samples required	No. of samples collected and analysed	Lowest sample value	Mean of sample	Highest sample value
Conductivity	microsiemens per centimetre	1	0	0	0	0
Nitrate	milligrams per litre	1	0	0	0	0



Annual Return

HARVEY FRESH JUICE PTY LTD

Licence 11302

Nitrogen (total)	milligrams per litre	1	0	0	0	0
pH	pH	1	0	0	0	0
Phosphorus (total)	milligrams per litre	1	0	0	0	0
Potassium	milligrams per litre	1	0	0	0	0
Sodium	milligrams per litre	1	0	0	0	0
Standing Water Level	metres	1	No water	0	0	0

Monitoring Point 7

Soil quality monitoring, Soil monitoring point within the tree lot utilisation area labelled 'EPA 7' on map titled 'Farm 1059 - Crawford Road - Hanwood' dated 15 August 2008. CM10 reference: DOC23/1015174-5.

Pollutant	Unit of measure	No. of samples required	No. of samples collected and analysed	Lowest sample value	Mean of sample	Highest sample value
Available phosphorus	milligrams per kilogram	1	2	52	121	190
Cation Exchange Capacity	centimoles of positive charge per kilogram of soil	1	2	35	43	51
Conductivity	deciSiemens per metre	1	2	320	335	350
Exchangeable calcium	centimoles of positive charge per kilogram of soil	1	2	18	24.5	31
Exchangeable magnesium	centimoles of positive charge per kilogram of soil	1	2	9	10	11
Exchangeable potassium	centimoles of positive charge per kilogram of soil	1	2	4.3	4.35	4.4
Exchangeable sodium	centimoles of positive charge per kilogram of soil	1	2	3.2	3.8	4.4
Nitrate	milligrams per kilogram	1	2	2.3	4.6	6.9
pH	pH	1	2	8.3	8.70	9.1
Total organic carbon	percent	1	2	0.73	1.41	2.1

Monitoring Point 8

Soil quality monitoring, Soil monitoring point within the centre pivot utilisation area labelled 'EPA 8' on map titled 'Farm 1059 - Crawford Road - Hanwood' dated 15 August 2008. CM10 reference: DOC23/1015174-5.

Pollutant	Unit of measure	No. of samples required	No. of samples collected and analysed	Lowest sample value	Mean of sample	Highest sample value
Available phosphorus	milligrams per kilogram	1	2	5	23.5	42
Cation Exchange Capacity	centimoles of positive charge per kilogram of soil	1	2	46	48.5	51
Conductivity	deciSiemens per metre	1	2	240	270	300
Exchangeable calcium	centimoles of positive charge per kilogram of soil	1	2	30	31	32
Exchangeable magnesium	centimoles of positive charge per kilogram of soil	1	2	11	13	15
Exchangeable potassium	centimoles of positive charge per kilogram of soil	1	2	1	1.5	2
Exchangeable sodium	centimoles of positive charge per kilogram of soil	1	2	3.5	3.55	3.6
Nitrate	milligrams per kilogram	1	2	13	16	19
pH	pH	1	2	8.8	8.95	9.1
Total organic carbon	percent	1	2	0.4	0.67	0.94

B3. Volume or Mass Monitoring Summary

For each volume or mass monitoring point identified in your licence, details are displayed below. If volume or mass monitoring is not required by your licence, **no data** will appear below.

If data was provided from an uploaded file, the file name will be displayed below instead of any data.

Note that this does not exclude the need to conduct appropriate volume or mass monitoring of assessable pollutants are required by load-based licensing (if applicable).

Monitoring Point 2

Volume monitoring, Waste water volume measuring point located on the trade waste drainage line, labelled 'EPA 2' on map titled 'Farm 1059 - Crawford Road - Hanwood' dated 15 August 2008. CM10 reference: DOC23/1015174-5.

Unit of measure	Frequency	No. of measurements made	Lowest result	Mean result	Highest result
KL/month	Daily during any discharge	12	936.38	8385.5	15835

Discharge & Monitoring Point 9

Discharge to utilisation area

Volume monitoring, Centre pivot utilisation area labelled 'EPA 9' on map titled 'Farm 1059 - Crawford Road - Hanwood' dated 15 August 2008. CM10 reference: DOC23/1015174-5.

Unit of measure	Frequency	No. of measurements made	Lowest result	Mean result	Highest result
KL/month	Daily during any discharge	N/A	N/A	N/A	N/A

Discharge & Monitoring Point 10

Discharge to utilisation area

Volume monitoring, Tree lot utilisation area labelled 'EPA 10' on map titled 'Farm 1059 - Crawford Road - Hanwood' dated 15 August 2008. CM10 reference: DOC23/1015174-5.

Unit of measure	Frequency	No. of measurements made	Lowest result	Mean result	Highest result
KL/month	Daily during any discharge	12	1944	6524.5	11105

C. Statement of Compliance - Licence Conditions

C1. Compliance with Licence Conditions

Were all conditions of the licence complied with (including monitoring and reporting requirements)?	Yes
---	-----

D. Statement of Compliance - Load Based Fee Calculation



Annual Return

HARVEY FRESH JUICE PTY LTD

Licence 11302

If you are not required to monitor assessable pollutants by your licence, **no data** will appear below.

If assessable pollutants have been identified on your licence, the following worksheets for each assessable pollutant will determine your load based fee for the licence fee period to which this Annual Return relates.

Loads of assessable pollutants must be calculated using any of the methods provided in EPA's Load Calculation Protocol for the relevant activity. A Load Calculation Protocol would have been already sent to you with your licence. If you require additional copies, you can download the Protocol from the EPA's website or you can contact us on telephone 02 9995 5700.

You are required to keep all records used to calculate licence fees for four years after the licence fee was paid or became payable, whichever is the later date.

E. Statement of Compliance - Requirement to Prepare PIRMP

Have you prepared a Pollution Incident Response Management Plan (PIRMP) as required under section 153A of the Protection of the Environment Operations (POEO) Act 1997?	Yes
Is the PIRMP available at the premises?	Yes
Is the PIRMP available in a prominent position on a publicly accessible website?	Yes
Address of the web page where the PIRMP can be accessed ▼	
www.lactalis.com.au	
Has the PIRMP been tested?	Yes
The PIRMP was last tested on	2-12-2024
Has the PIRMP been updated?	Yes
The PIRMP was last updated on	28-11-2024
Number of times the PIRMP was activated in this reporting period?	0
The PIRMP was activated on	

F. Statement of Compliance - Requirement to Publish Pollution Monitoring Data

Are there any conditions attached to your licence that require pollution monitoring to be undertaken as required under section 66(6) of the Protection of the Environment Operations (POEO) Act 1997?	Yes
Do you operate a website?	Yes
Is the pollution monitoring data published on your website in accordance with the EPA's written requirements for publishing pollution monitoring data?	Yes
Address of the web page where the pollution monitoring data can be accessed ▼	



www.lactalis.com.au

G. Statement of Compliance - Environment Management System and Practices

Do you have an ISO 14001 certified Environmental Management System (EMS) OR any other system that EPA considers is equivalent to the accountability, procedures, documentation and record keeping requirements of an ISO 14001 certified EMS?	No
Have you conducted an assessment of your activities and operations to identify the aspects that have a potential to cause environmental impacts and implemented operational controls to address these aspects?	Yes
Have you established and implemented an operational maintenance program, including preventative maintenance?	Yes
Do you keep records of regular inspections and maintenance of plant and equipment?	Yes
Do you conduct regular (at least yearly) environmental audits at the premises that are conducted by a competent and independent person?	No
Have you undertaken an independent environmental audit covering documented environmental practices, procedures and systems in place during the annual return period?	No
Have you established and implemented an environmental improvement or management plan?	Yes
Do you train staff in environmental issues that may arise from your activities and operations at the premises and keep records of this?	Yes

H. Signature and Certification

This Annual Return may only be signed by person(s) with legal authority to sign it as set out in following categories: an Individual, a Company, a Public authority or a Local council.

It is an offence under section 66 of the Protection of the Environment Operations Act 1997 to supply any information in this form that is false or misleading in a material respect, or to certify a statement that is false or misleading in a material respect. There is a maximum penalty of \$250,000 for a corporation and \$120,000 for an individual.

I/We

- declare that the information in the Monitoring and Complaints Summary in Section B of this Annual Return application is correct and not false or misleading in a material respect, and
- certify that the information in the Statement and Compliance in sections A, C, D, E, F, G and H and any other pages attached to Section C is correct and not false or misleading in a material respect.



Annual Return

HARVEY FRESH JUICE PTY LTD

Licence 11302

Signature	<u>Malcolm Carseldine</u> <small>Malcolm Carseldine (Feb 13, 2025 23:48 GMT+1)</small>	Signature	<u>Jacqui Bayles</u> <small>Jacqui Bayles (Feb 13, 2025 13:53 GMT+10)</small>
Name	Malcolm Carseldine	Name	Jacqui Bayles
Position	CEO	Position	Company Secretary
Date	13-Feb-2025 /	Date	13-Feb-2025 /
Declaration		Declaration	
<p>I declare that the information in the Monitoring and Complaints Summary in section B of this Annual Return is correct and not false or misleading in a material respect, and</p> <p>I certify that the information in the Statement of Compliance in section A,C,D,E,F and G and any pages attached to Section C is correct and not false or misleading in a material respect.</p>		<p>I declare that the information in the Monitoring and Complaints Summary in section B of this Annual Return is correct and not false or misleading in a material respect, and</p> <p>I certify that the information in the Statement of Compliance in section A,C,D,E,F and G and any pages attached to Section C is correct and not false or misleading in a material respect.</p>	










NSW EPA statement of compliance for the Griffith site

Final Audit Report

2025-02-13

Created:	2025-02-13
By:	Manon BOURDIN (manon.bourdin@au.lactalis.com)
Status:	Signed
Transaction ID:	CBJCHBCAABAAtgzr6y-aBth5aB3qOcqGM5J0qyfZmcod

"NSW EPA statement of compliance for the Griffith site" History

-  Document created by Manon BOURDIN (manon.bourdin@au.lactalis.com)
2025-02-13 - 3:50:13 AM GMT
-  Document emailed to mal.carseldine@au.lactalis.com for signature
2025-02-13 - 3:50:17 AM GMT
-  Document emailed to Jacqui Bayles (jacqui.bayles@au.lactalis.com) for signature
2025-02-13 - 3:50:17 AM GMT
-  Email viewed by Jacqui Bayles (jacqui.bayles@au.lactalis.com)
2025-02-13 - 3:52:54 AM GMT
-  Document e-signed by Jacqui Bayles (jacqui.bayles@au.lactalis.com)
Signature Date: 2025-02-13 - 3:53:24 AM GMT - Time Source: server
-  Email viewed by mal.carseldine@au.lactalis.com
2025-02-13 - 10:46:13 PM GMT
-  Signer mal.carseldine@au.lactalis.com entered name at signing as Malcolm Carseldine
2025-02-13 - 10:48:16 PM GMT
-  Document e-signed by Malcolm Carseldine (mal.carseldine@au.lactalis.com)
Signature Date: 2025-02-13 - 10:48:18 PM GMT - Time Source: server
-  Agreement completed.
2025-02-13 - 10:48:18 PM GMT