

# **SOP-MRS-SAF**

## **Contractor Control**

Owners approval: Bev Miller  
Function: Head of Development

Authorised: MRG  
Date: August 2023

## Amendments and Distribution

### 1.1 Amendments

Issue No	Issue Date	Comments / Changes
1	July 2021	New Issue from previous versions into SOP format. New procedures added due to change in business.
2	July 2021	Added HOE and updated errors.
3	February 2023	Format changed to new format, full review with minor word changes. Update Notification Periods to include all permits. Inclusion of ID Centre changes.
4	August 2023	Change of ownership and minor changes.

### 1.2 Distribution

Controlled Master  
Copy

- Airport Management System\Sec 08  
Documentation & Record management

### 2.3 Replacement

#### Notes on Document Control

This document is the property of Edinburgh Airport Ltd and its contents are confidential. It must not be reproduced, loaned or passed to a 3rd party without the permission of the authoriser.

It is controlled within the Edinburgh Airport database where the electronic master is held and can be accessed on a read only basis, subject to security permissions.

Users of the document are responsible for ensuring that they are working with the current version. Paper or electronic copies may in some cases, be taken for remote working etc. However, all paper copies or electronic copies not held within the database are uncontrolled.

Once issued, as a minimum this document shall be reviewed on a three-yearly basis by the originating team/function. Any amendments shall be identified by a vertical line adjacent to the right-hand margin.

To enable continuous improvement, all readers are encouraged to notify the author of errors, omissions and any other form of feedback.

## 3 Scope

### Introduction

This document outlines the procedure for the Contractors Compliance Registration Unit (CCRU) at Edinburgh Airport.

Its aim is to outline the compliance process for all contractors working at Edinburgh Airport (EAL).

This procedure applies to all EAL Departments, Tenants, Concessionaires and all other occupiers of EAL property.

### Objectives

To minimise the risk posed to the airport business and airport users from contractor works.

To have control measures in place (e.g. all permits issued by EAL).

To monitor contractor works being undertaken at the airport.

To minimise the risks associated with contractor works.

## 4. Process

### Who is in charge of the contractor?

'Works Requester' is anyone who has called in a contractor to undertake work on their behalf.

This may include:

- Third Party e.g. Retail/Property Unit Manager
- EAL Manager
- Project Manager

The Work Requester is accountable for the proposed work, the close out of the work and the Health and Safety of both the contractor and the Airport area to which the work relates.

The Work Requester must not allow any works to start without a full understanding of what the works will involve and how they will affect the business and are responsible for all documentation and permits for the works being carried out.

The Work Requester is also responsible for ensuring that EAL site conditions are followed.

A Works Requester may nominate a person to act on their behalf but will still retain the overall accountability for the works.

Failure to follow this procedure may result in work being delayed and the contractor being removed from the Airport.

### Pre-notification of work

- A minimum approval period required from submission to commencement on site: 2 working days (Working days do not include Saturday & Sunday or Public Holidays). This depends on type of permits required. The cut off is currently 15:00 each day.
- Project work may take longer due to required approvals.
- Does not include EAL Term contractors who are subject to separate controls for maintenance work they perform at the airport.

- Tenant's works involving disruption to the continuous supply of any service and/or utility within the Airport require a minimum notification period, in writing, of 7 working days to the CCRU or via an ATW Application.
- Works requiring specific permits may take longer (See Appendix D)
- Contractors must receive site specific Control of Contractors safety inductions and be issued with an EAL contractor pass.

### **Safe System of Work**

Generic or site-specific Risk Assessment / Method Statement must be submitted to the CCRU to be kept on file for reference. These must be updated at the CCRU's discretion or if the dates lapse.

Risk assessments, method statements and health and safety plans specific to the task and work area must be prepared and submitted in advance of work taking place. If the work being carried out changes from that detailed within the RA/MS, work must be stopped, and updated risk assessment/method statement submitted to the CCRU.

All Safe System of Work documentation must be submitted at least two working days in advance of the work taking place.

### **Insurance**

All Contractors must provide Public Liability insurance as per current Chief Executive Notice (CEN). Different levels of insurance are required depending on area and/or type of work. Evidence of necessary insurance cover will be required.

### **Inductions**

- Before starting work, contractors must receive an EAL Site Induction on the safety requirements and procedures for working at the airport.
- Induction must be renewed annually or if instructed by EAL.

### **Registration**

- During office hours all Contractor Pass holders must register on site at the ID Centre office. This ensures EAL has a record of contractors working on the Airport premises.

### **EAL Passes**

- The relevant Contractors pass is always required even if an EAL Full ID pass is held.
- Relevant passes must always be clearly visible on an outer garment.
- All passes must be returned when work is complete or when the pass date expires.

### **Authorisation to Work – (ATW)**

- Once mandatory documents have been reviewed EAL may issue an ATW.
- An ATW is required for all work on any EAL premises.
- Any contractor carrying out works without an ATW will be stopped immediately.
- A daily list of valid ATW's is distributed to required parties.
- An ATW is only valid for the time and date and specific works stated on it.

- ATW's not collected from the CCRU/ID Centre will be cancelled as per confirmation email.

### **Emergency Access**

- All emergency access must include an application for an ATW
- The Work Requester must email EAL to advise on the emergency – [ccru@edinburghairport.com](mailto:ccru@edinburghairport.com)

### **Permit to Works**

Various permits are issued at Edinburgh Airport to allow work to be carried out safely. An ATW must first be obtained before these specific permits will be issued.

These include:

- Hot Works
- Service Protection
- Confined Spaces
- Hydrants
- Fire Alarm Isolations
- High Voltage
- Airside Works Permit
- Crane Permit

Details on obtaining these permits including notification times for application can be found in appendices of this document.

Any contractor carrying out works without a necessary authorised permit will be stopped immediately.

All permits signed out from an EAL Authorised Person must be returned – signed/completed.

### **Completion of Works**

Works Requester is responsible for ensuring works are completed satisfactorily and the area left in a safe condition.

### **Safety Inspections**

Proof of competency, risk assessment/method statement and safety procedures may be inspected by EAL to demonstrate compliance with the agreed safe system of work and all other EAL procedures.

### **General Information**

CCRU  
Forth Building  
Eastfield Avenue  
Edinburgh Airport  
EH12 9DN

### **Contact Details**

CCRU                      Email                      [ccru@edinburghairport.com](mailto:ccru@edinburghairport.com)

## 5. Appendices

ATW Process Flowchart

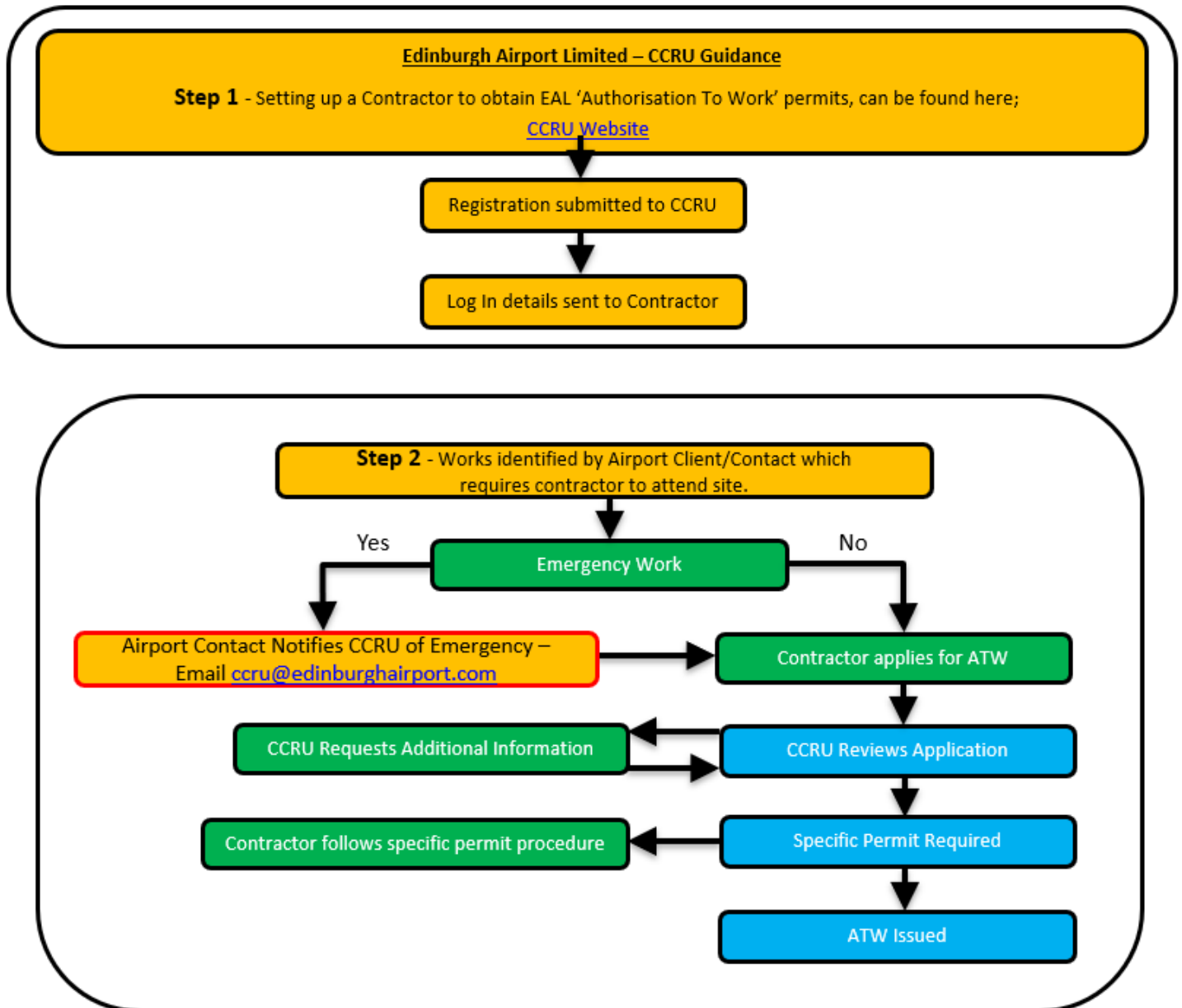
Hot Works Process

Fire Alarm Isolation Process

Service Clearance Process

Notification Periods

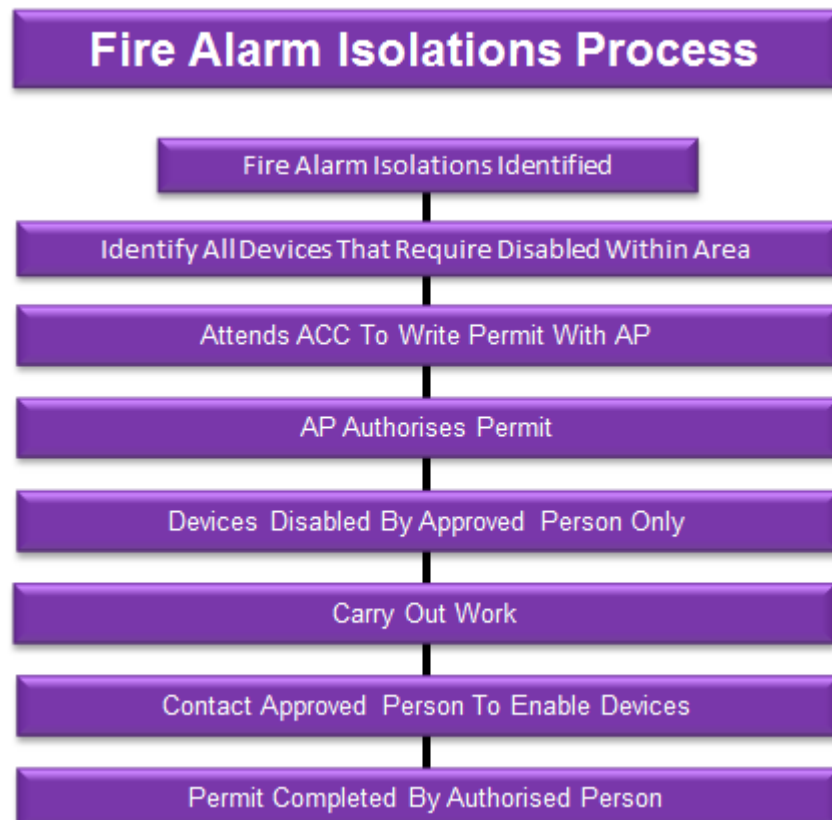
### ATW Process Flowchart



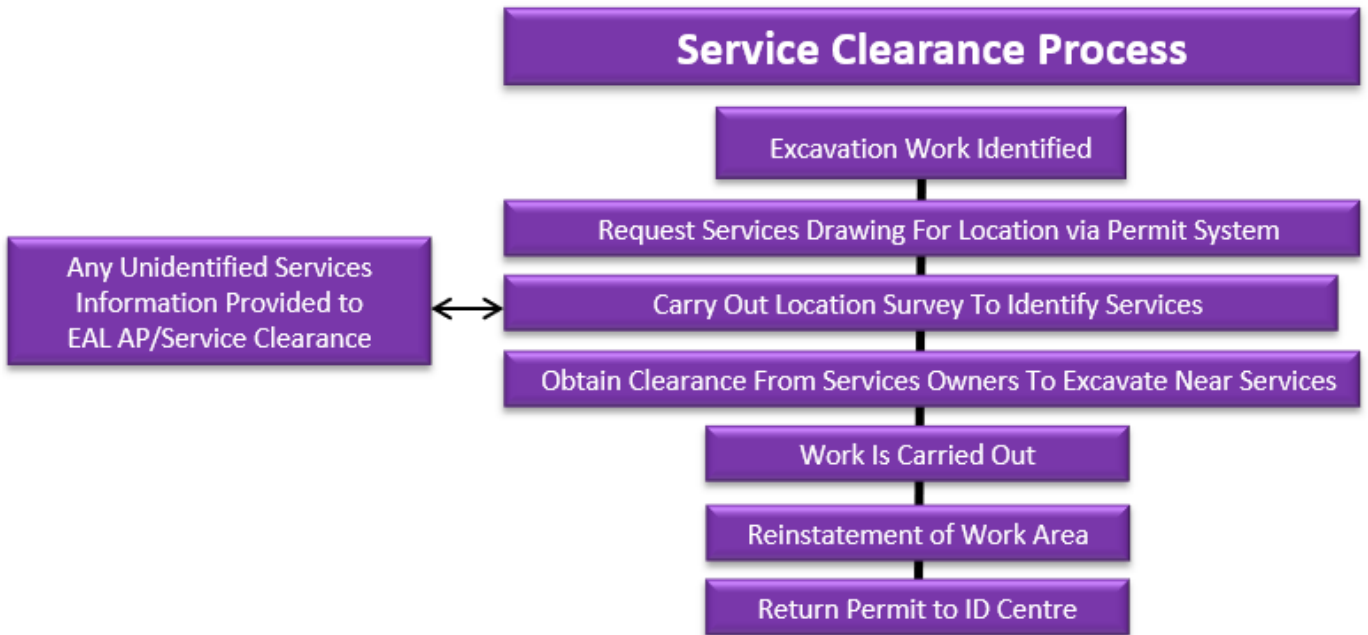
## Hot Works Process



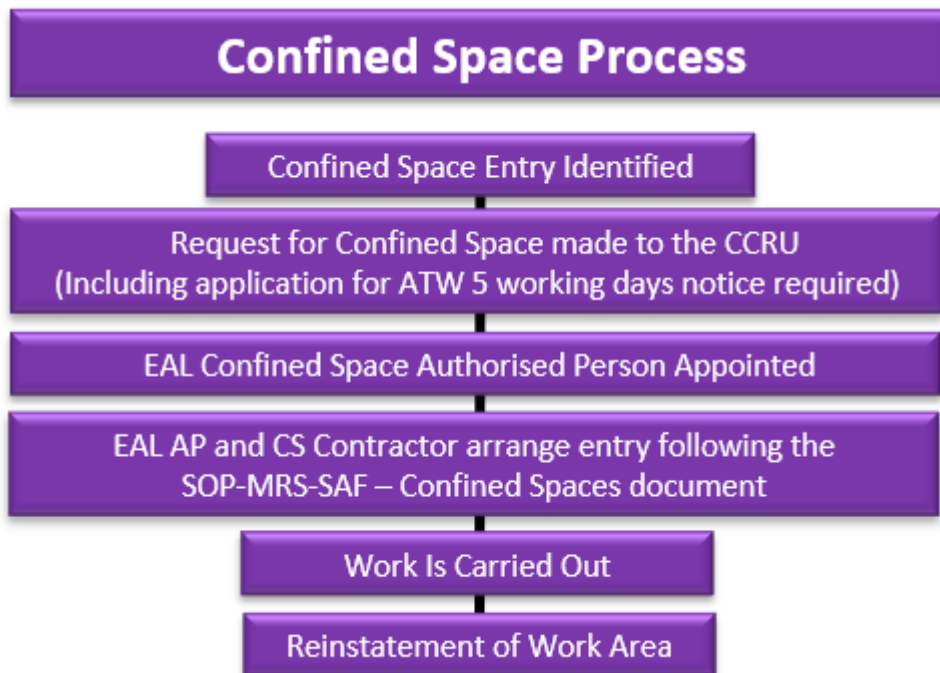
## Fire Isolation Process



## Service Clearance Process



## Confined Space Entry Process



Notification Periods – Lead time (Working days)



Permit Type	Lead Time (Days)	Permit Validity	Further Documents Permit Required	Authorised Persons (AP'S)	Signed By / Capacity	Split shift Permits
Authorisation to Work (ATW)	2	AP's Discretion	Work Depending	Engineering	AP	Yes
Fire Alarm Isolations	3	AP's Discretion	Work Depending	AP's - Engineering	AP / Person In Charge	Yes, AP's discretion
				Approved Persons – Engineering /POSM's		
Hot Works	3	AP's Discretion - 28 Days Max.	Risk Assessment Fire Isolations Sprinkler Permit Confined Space	Engineering	AP	Yes
			Fire Equipment Check	Contractor Responsible		
Service Protection	5	AP's Discretion	Site Drawings	Engineering	AP	Yes
Hydrants	3	24Hrs	Return To Service	Airport Fire Service	AP / Person In Charge / AFS	No
Confined Space	5	8Hrs	Safety Programme EAL Approved	Engineering	AP / Person In Charge	No
Electrical Systems (Permit to Work on more than one source)	5	AP's Discretion	Safety Programme EAL Approved	Engineering	AP / Person In Charge	No