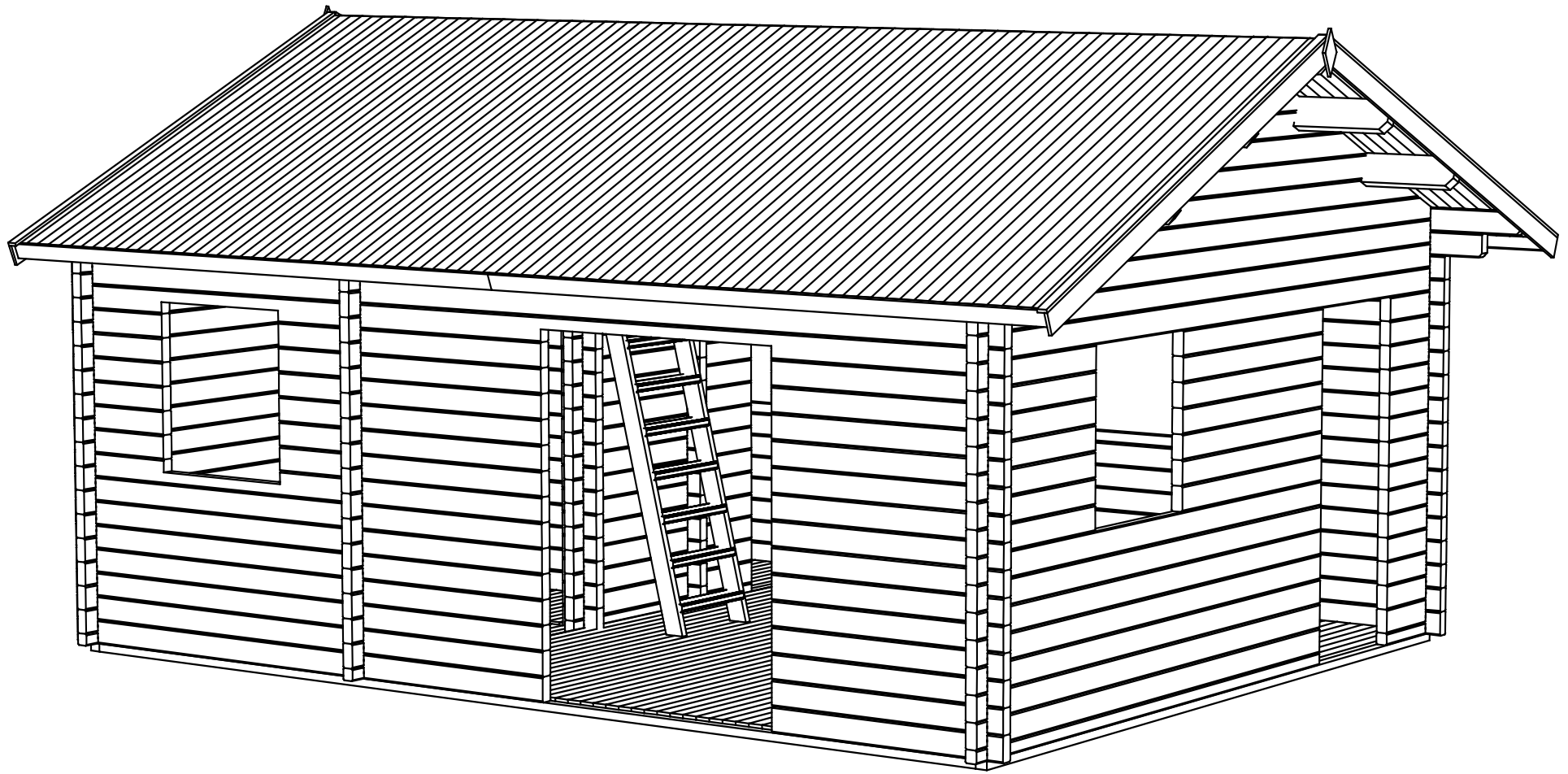
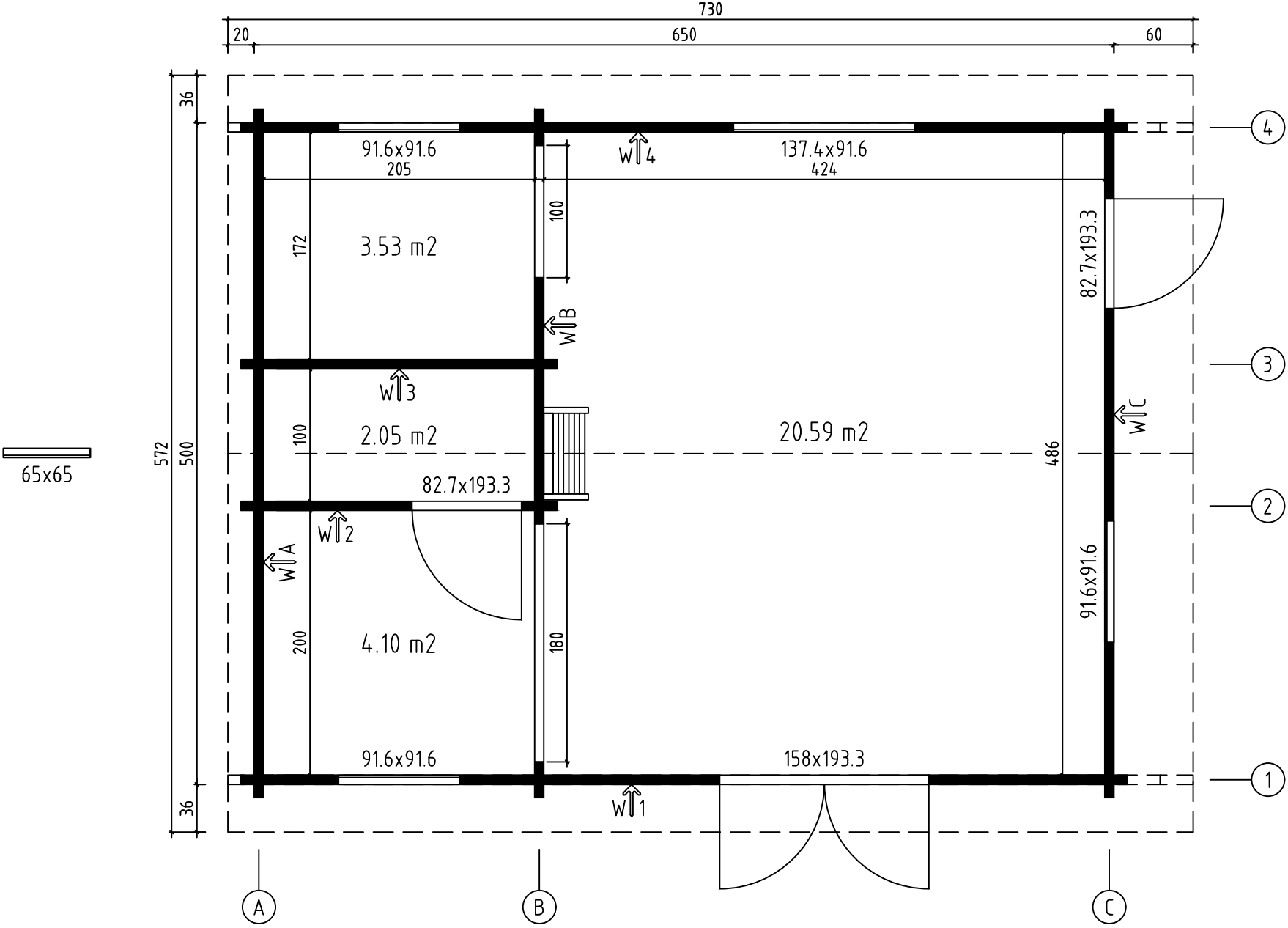


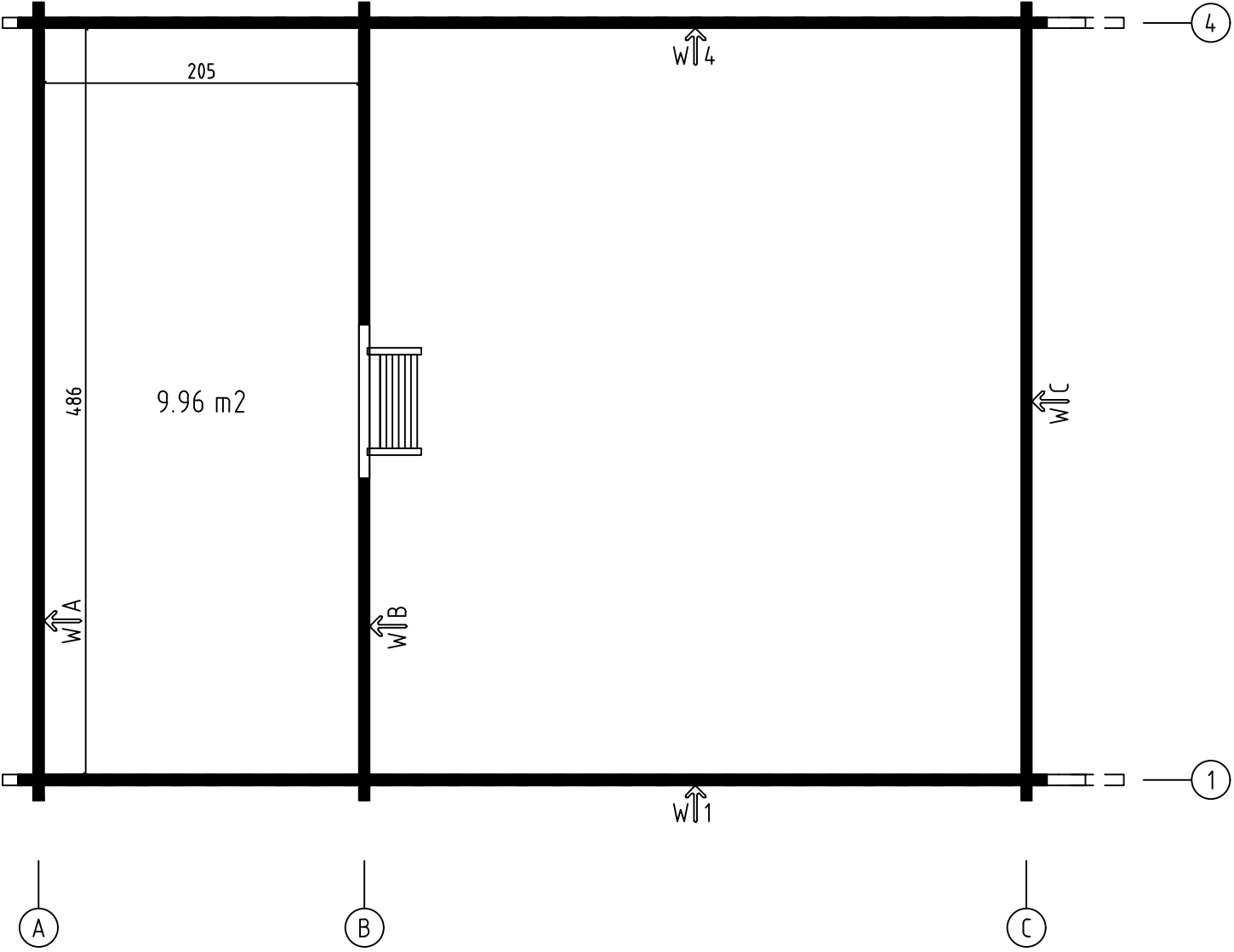
Volta
Art. Nr.702441



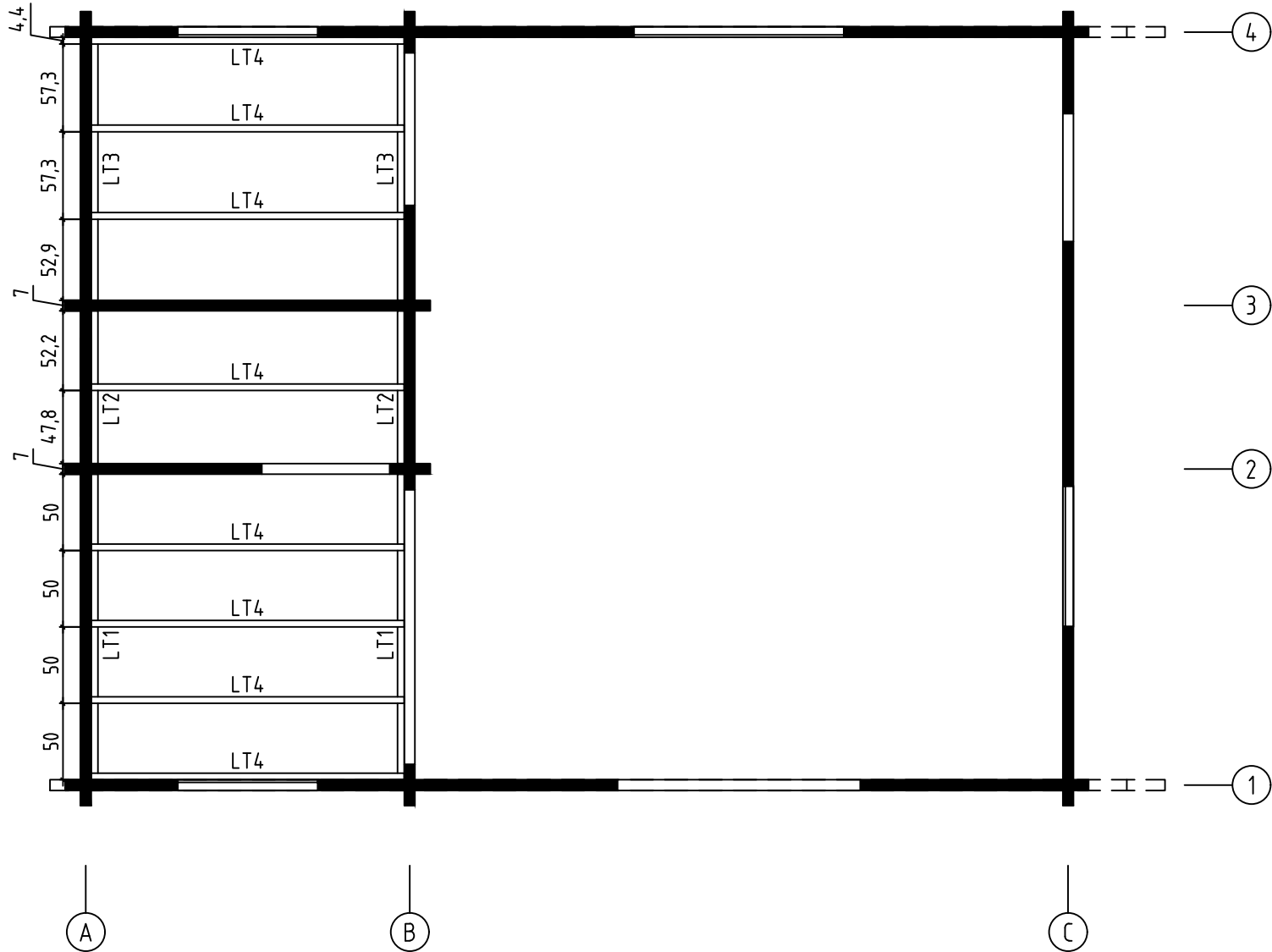
702441 - Volta
GROUNDPLAN - GRUNDPLAN - PLAN DE MASSE



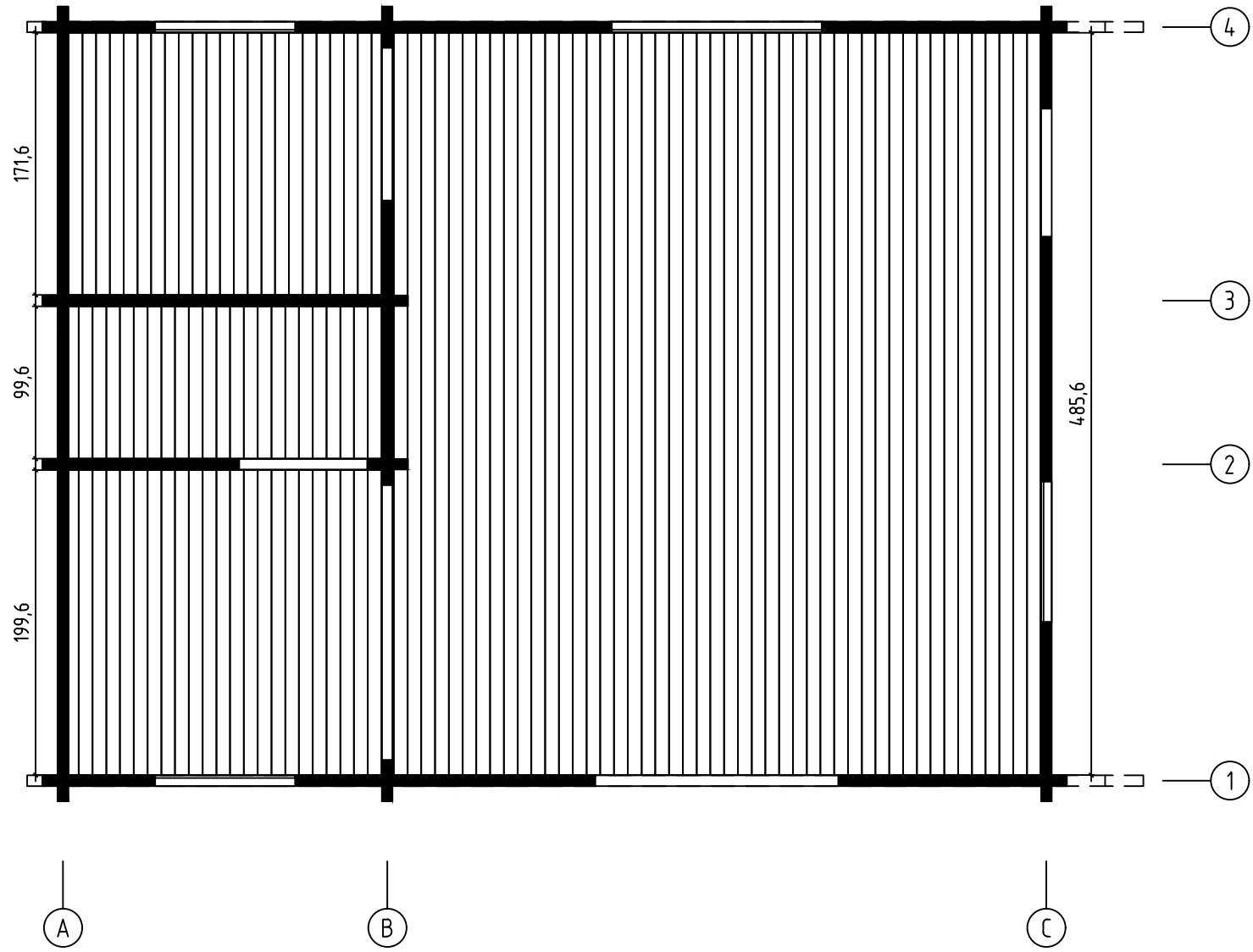
702441 - Volta
GROUNDPLAN - GRUNDPLAN - PLAN DE MASSE



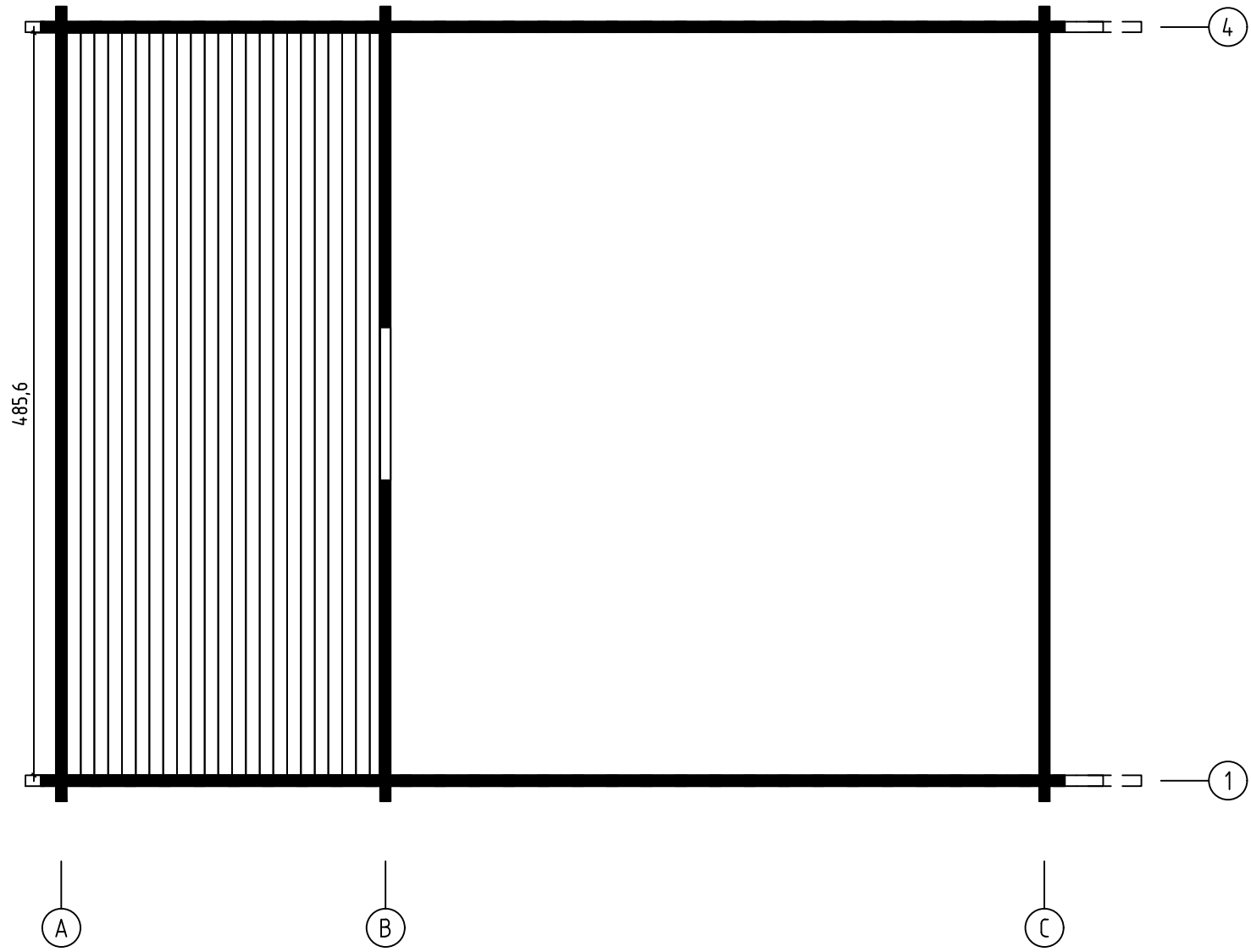
702441 - Volta
MEZZANINE FLOOR JOISTS - HALBGESCHOSS BALKEN - SOLIVES DE PLANCHER MEZZANINE



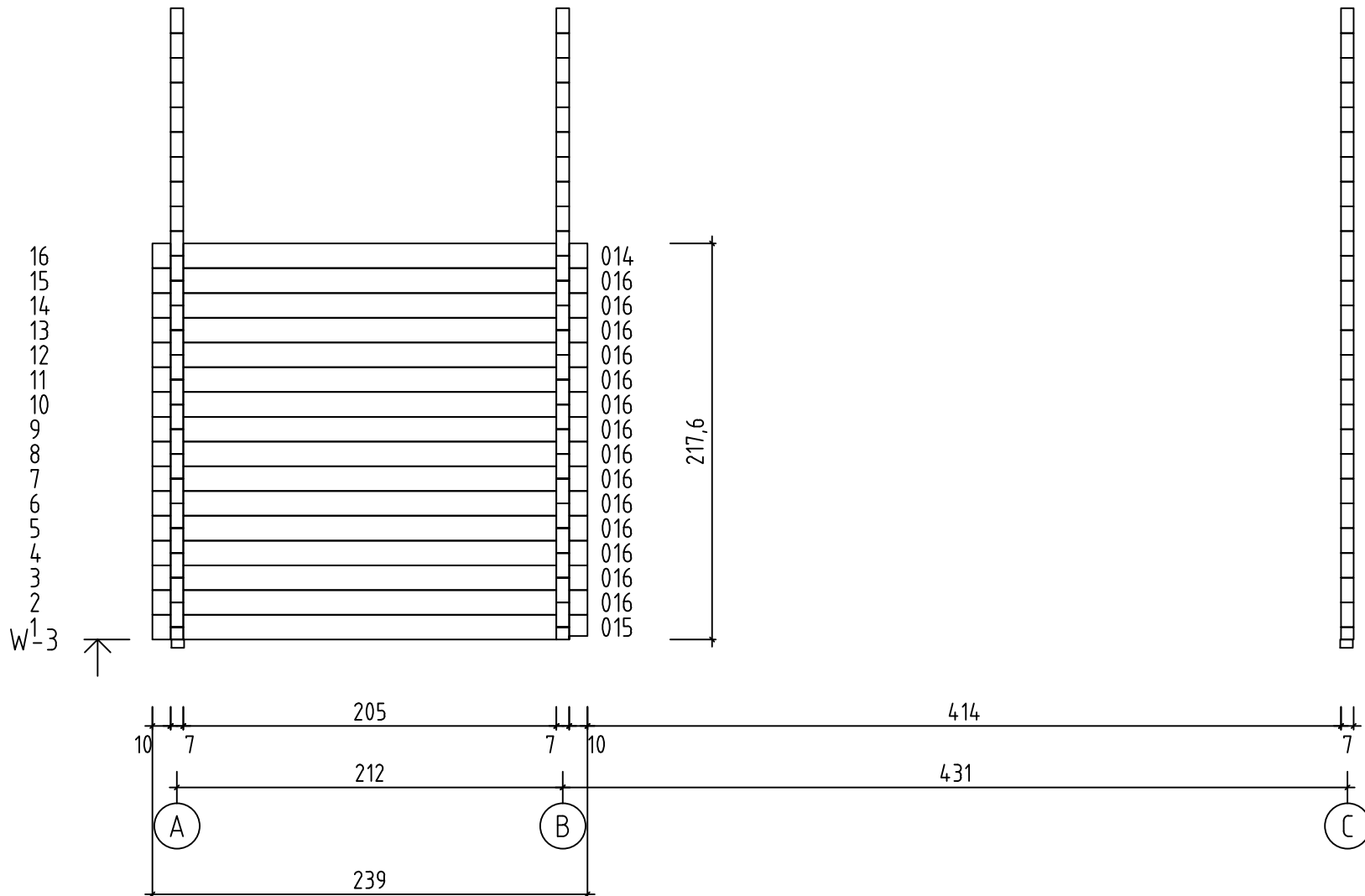
702441 - Volta
FLOOR BOARDS - FUSSBODENBRETTER - LAME DE PLANCHER



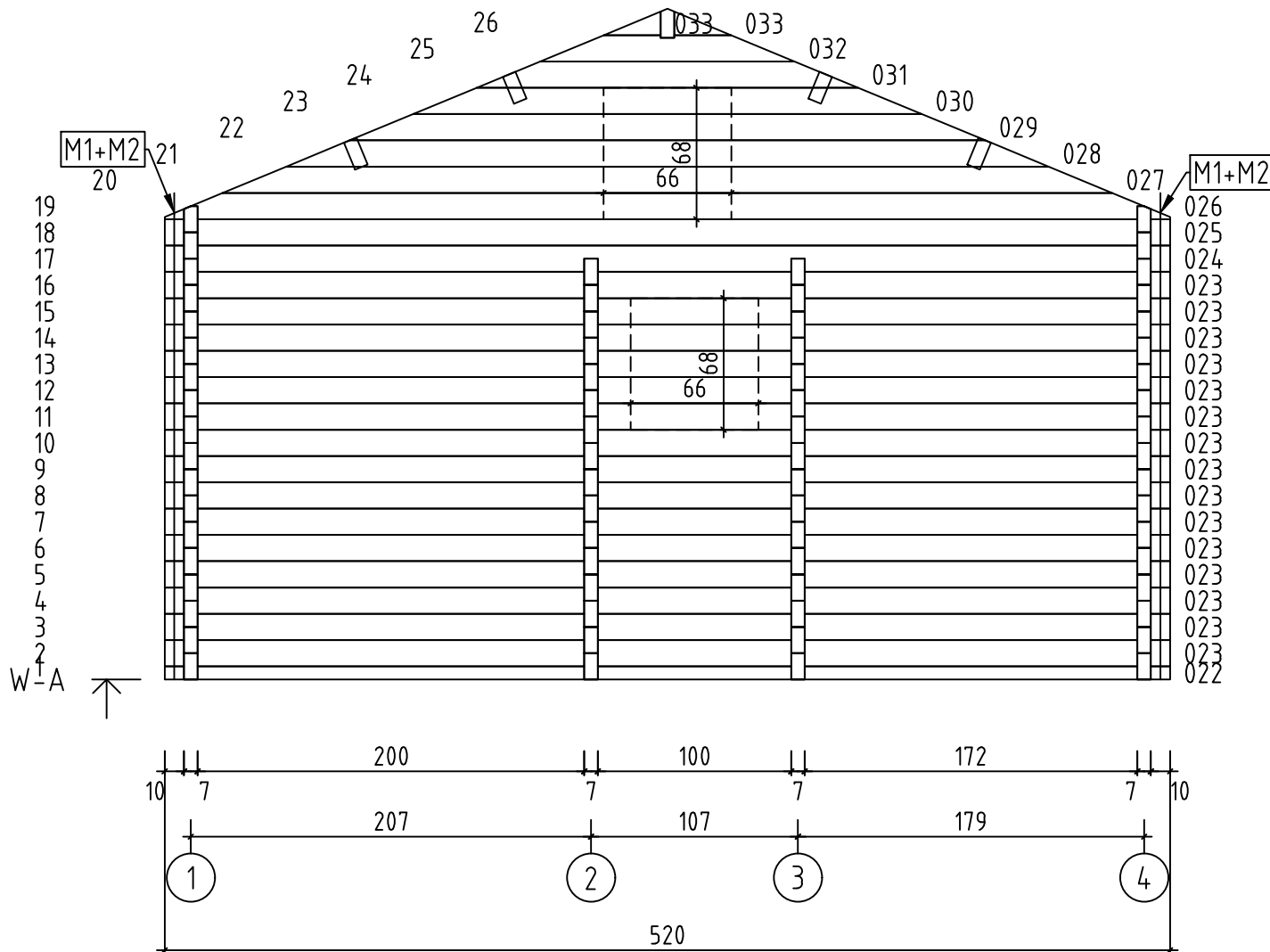
702441 - Volta
FLOOR BOARDS - FUSSBODENBRETTER - LAME DE PLANCHER



702441 - Volta



702441 - Volta



You can choose the location of the window by cutting the wall logs as shown in the picture (see the dotted line).

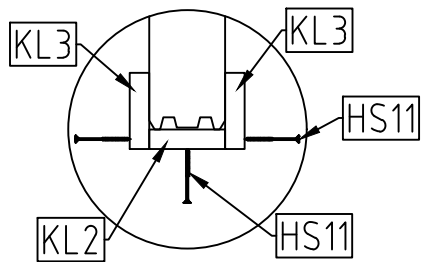
Dafür sind aber werksseitig keine aussparungen vorgesehen so dass sie sowohl Fenster individuell verbauen können. eine anleitung hierfür entnehmen sie bitte der Montageanleitung (siehe bild).

Vous pouvez choisir l'emplacement des fenêtres en coupant les madriers du mur comme indiqué sur les images (voir les lignes pointillées)

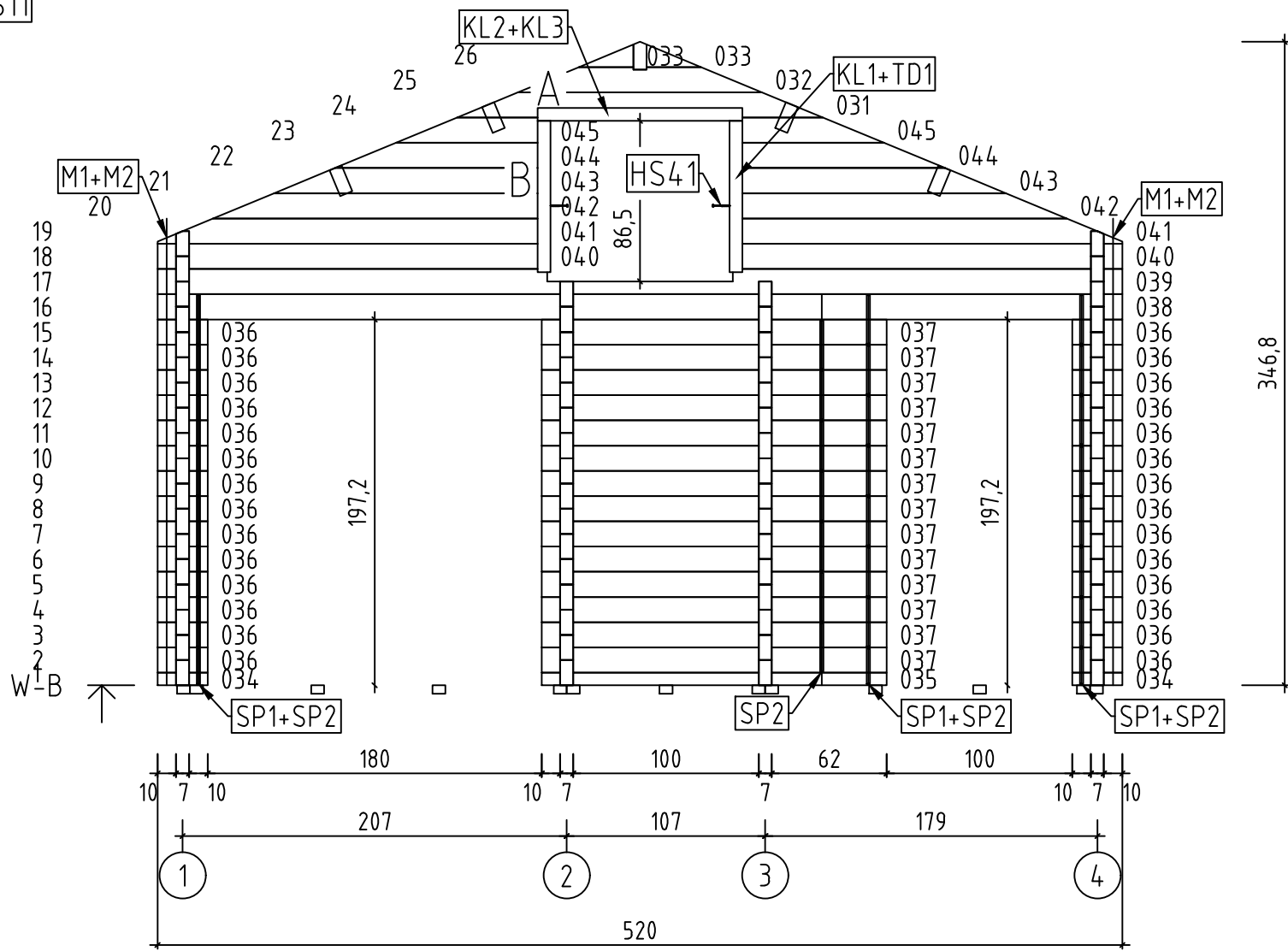
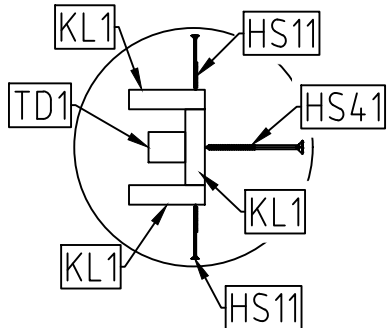
346,8

702441 - Volta

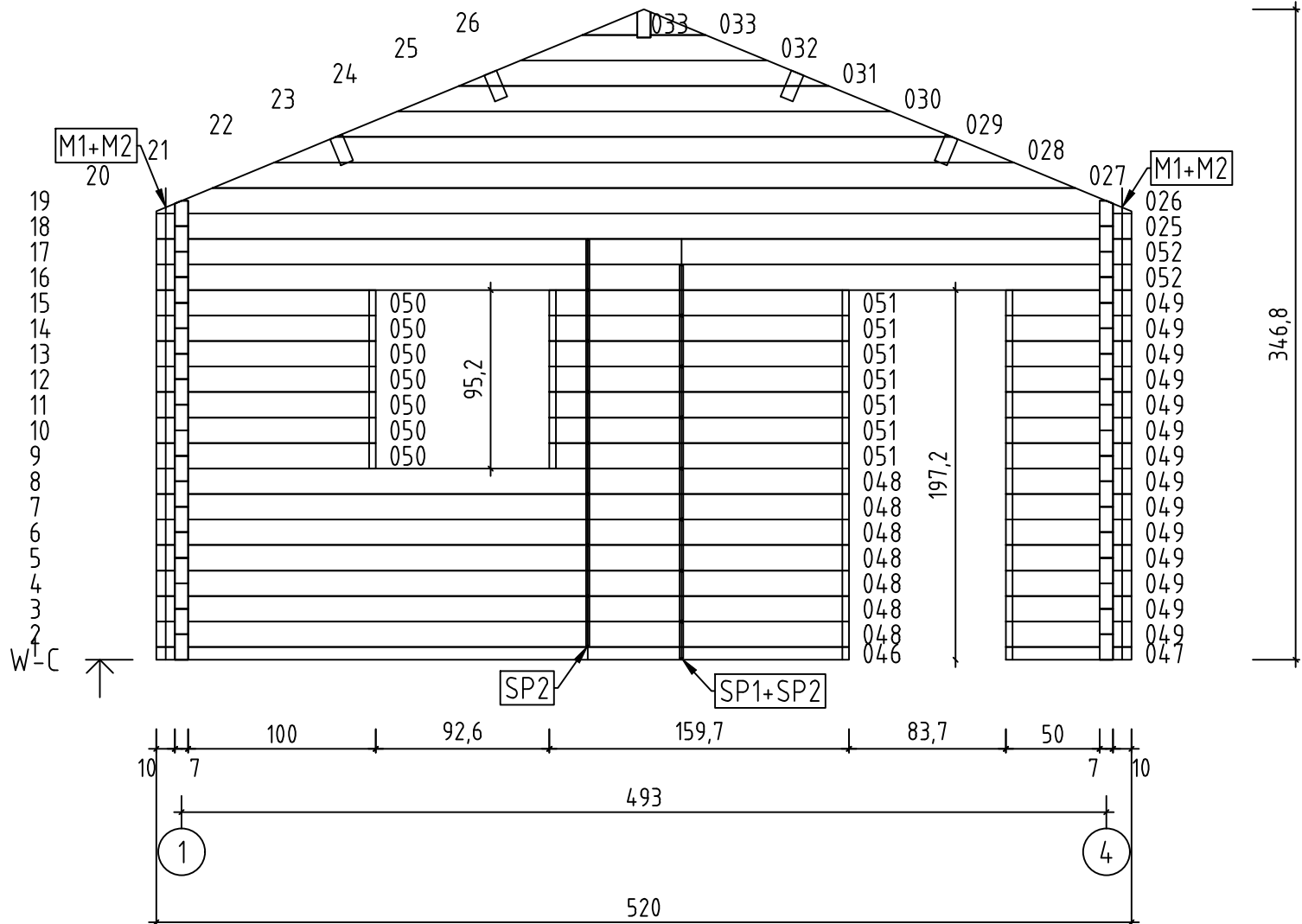
A-A



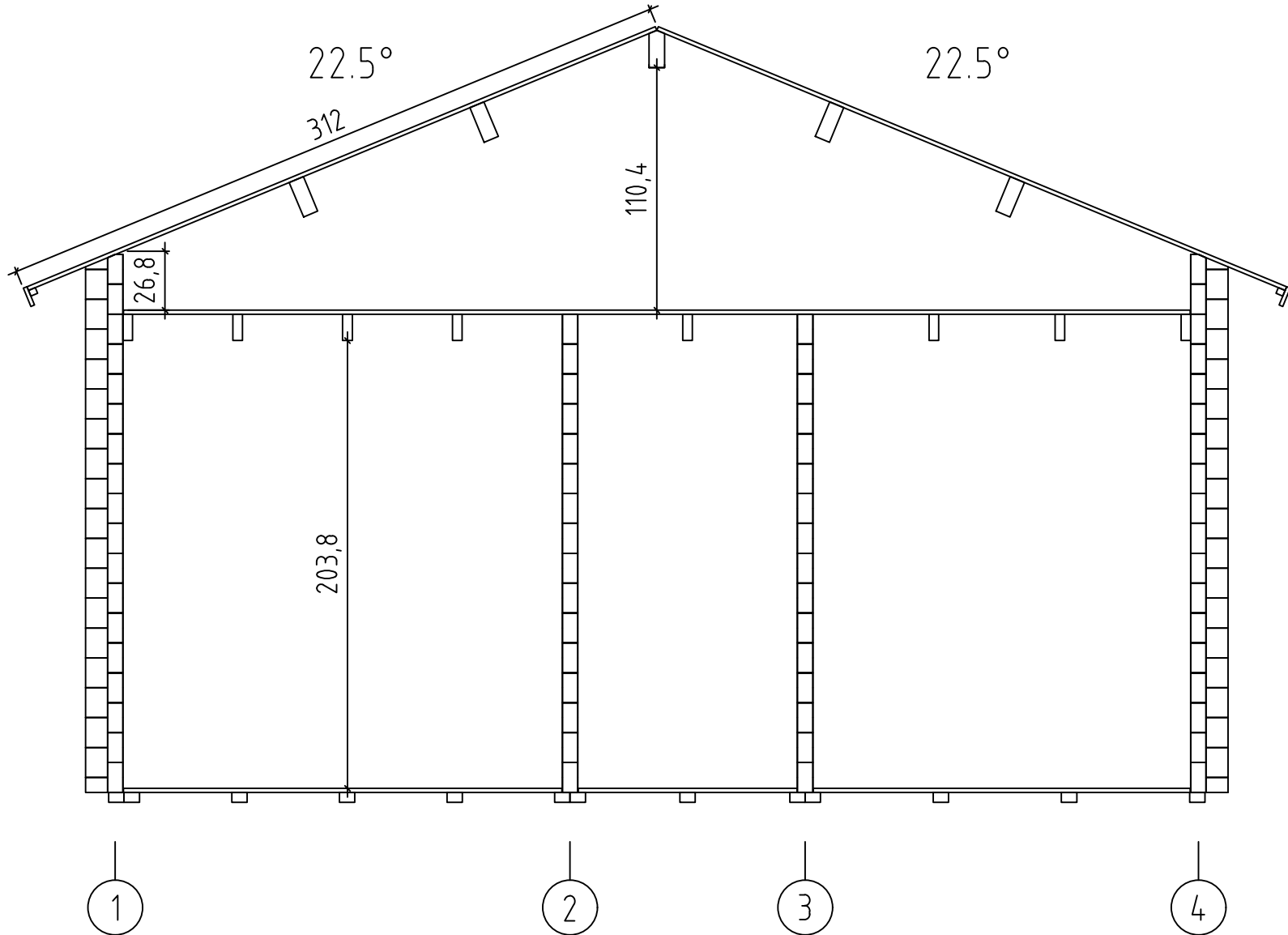
B-B

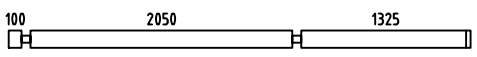

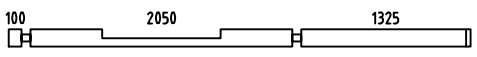
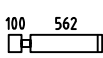








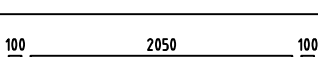
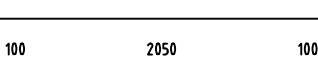







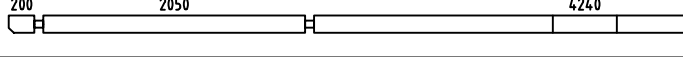
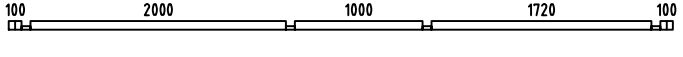




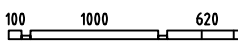




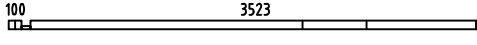

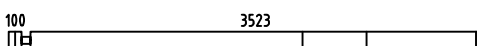


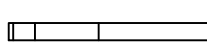
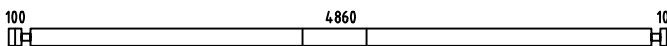
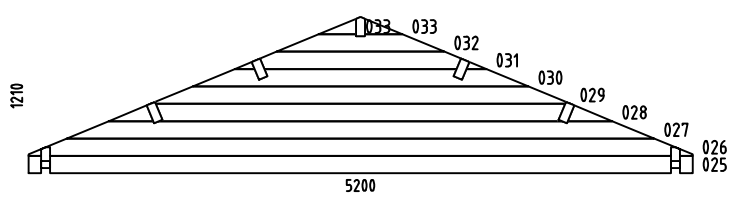
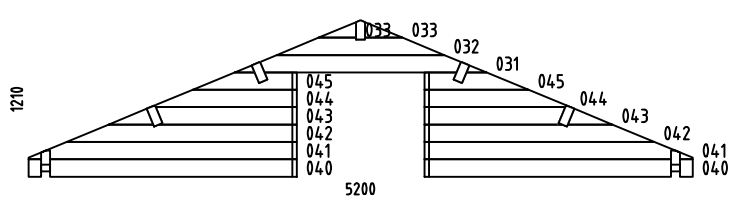
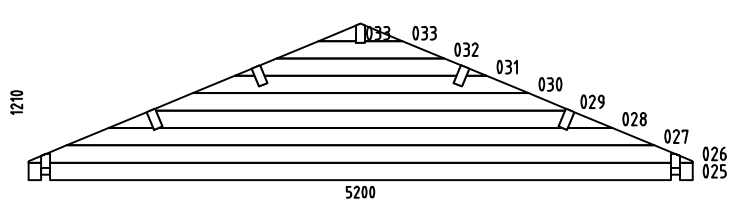

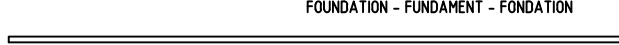


702441 - Volta



















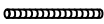
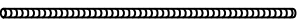
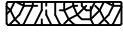







702441 - Volta





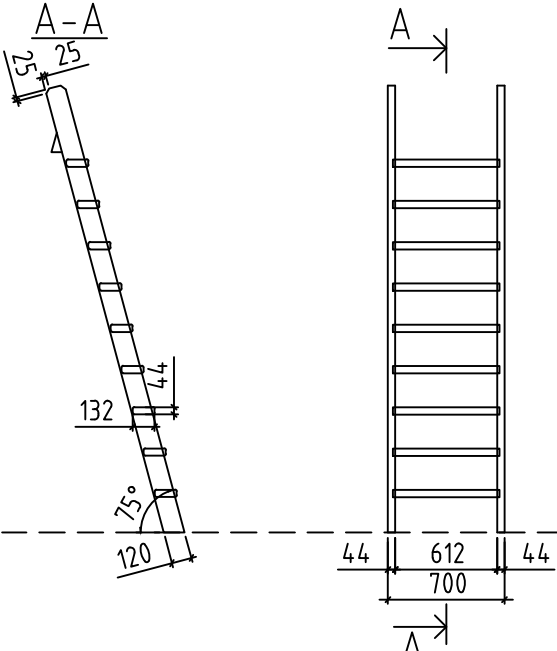
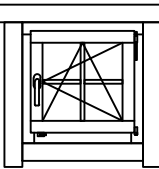
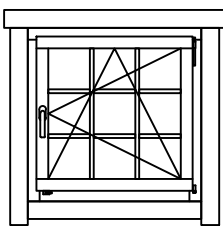


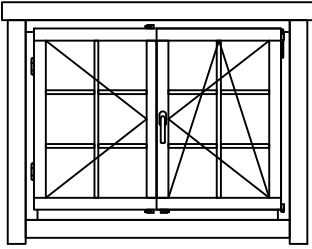

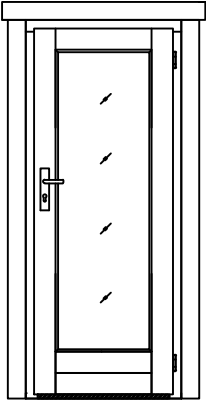
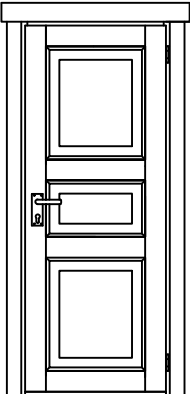
Pos	702441 - Volta Pice list - Stückliste - Liste des pieces	Q.	P (mm)	L (mm)
001		7	70x136	3615
002		14	70x136	1495
003		1	70x136	3615
004		12	70x136	732
005		6	70x136	1957
006		1	70x136	6700
007		9	70x136	6700
008		2	70x136	6950
009		1	70x136	7300
010		14	70x136	1283
011		1	70x136	270
012		13	70x136	270
013		1	70x136	2390
014		2	70x136	2390
015		1	70x136	2390
016		14	70x136	2390
017		1	70x136	6700
018		6	70x136	2060
019		6	70x136	1598
020		1	70x136	6700
021		1	70x136	7300
022		1	70x68	5200
023		15	70x136	5200
024		1	70x136	5200
034		2	70x68	270

Pos	702441 - Volta Piece list - Stückliste - Liste des pieces	Q.	P (mm)	L (mm)
035		1	70x68	1860
036		28	70x136	270
037		14	70x136	1860
038		1	70x136	5200
039		1	70x136	5200
046		1	70x68	3693
047		1	70x68	670
048		7	70x136	3693
049		14	70x136	670
050		7	70x136	1170
051		7	70x136	1597
052		2	70x136	5200
WA-1		1		
WB-1		1		
WC-1		1		
IAR1	FOUNDATION - FUNDAMENT - FONDATION 	2	70x45	4990
IAR2	FOUNDATION - FUNDAMENT - FONDATION 	1	70x45	4850
IAR4	FOUNDATION - FUNDAMENT - FONDATION 	2	70x45	4345
IAR6	FOUNDATION - FUNDAMENT - FONDATION 	9	70x45	4235

Pos	702441 - Volta Piece list - Stückliste - Liste des pieces	Q.	P (mm)	L (mm)
IAR3	FOUNDATION - FUNDAMENT - FONDATION 	2	70x45	2155
IAR5	FOUNDATION - FUNDAMENT - FONDATION 	12	70x45	2045
LT4	MEZZANINE FLOOR JOISTS - HALBGESCHOSS BALKEN - SOLIVES DE PLANCHER MEZZANINE 	8	44x120	2050
LT1	MEZZANINE FLOOR JOISTS - HALBGESCHOSS BALKEN - SOLIVES DE PLANCHER MEZZANINE 	2	44x44	2000
LT3	MEZZANINE FLOOR JOISTS - HALBGESCHOSS BALKEN - SOLIVES DE PLANCHER MEZZANINE 	2	44x44	1720
LT2	MEZZANINE FLOOR JOISTS - HALBGESCHOSS BALKEN - SOLIVES DE PLANCHER MEZZANINE 	2	44x44	1000
PR11	ROOF BEAM - DACHBALKEN - PANNE DE TOIT 	1	70x170	7300
PR21	ROOF BEAM - DACHBALKEN - PANNE DE TOIT 	4	70x170	7300
FB-1	FLOOR BOARDS - FUSSBODENBRETTER - LAME DE PLANCHER 	72	90x18	4856
FB-2	FLOOR BOARDS - FUSSBODENBRETTER - LAME DE PLANCHER 	24	90x18	1996
FB-3	FLOOR BOARDS - FUSSBODENBRETTER - LAME DE PLANCHER 	24	90x18	1716
FB-4	FLOOR BOARDS - FUSSBODENBRETTER - LAME DE PLANCHER 	23	90x18	996
RB	ROOF BOARDS - DACHBRETTER - VOLIGES 	164	90x18	3095
FL	FLOOR FILLET-FUSSBODENLEISTE - CORNIERE DE FINITION DU PLANCHER 		18x18	54 m.
KL1	COVERING BOARD - DECKLEISTE - PROFILS DE FINITION 	6	18x70	815
KL2	COVERING BOARD - DECKLEISTE - PROFILS DE FINITION 	1	18x70	1000
KL3	COVERING BOARD - DECKLEISTE - PROFILS DE FINITION 	2	18x70	1104
DPL	ROOFING FELT FILLET - DACHPAPPENLEISTE - BAGUETTE DE FIXATION DU FEUTRE BITUMEUX 	4	18x58	3145
M1	TREADED ROD M12 - GEWINDESTANGE M12 - TIGE FILETÉE M12 	6		450
M2	TREADED ROD M12 - GEWINDESTANGE M12 - TIGE FILETÉE M12 	6		2000
TB	EAVES BOARD - TRAUFBRETT - BANDEAU DE TOIT 	4	18x90	3650
DRV	ROOF EDGE REINFORCEMENT - DACHRANDVERSTÄRKUNG - CORNIERE DE RENFORT DE BORD DE TOIT 	4	28x34	3650
TD1	FIXING FILLET - FIXIRUNGSLEISTE - PROFIL DE FIXATION 	2	28x34	785
TBE6	FIXING FILLET FOR WINDOW - FIXIRUNGSLEISTE FÜR FENSTER - PROFIL DE FIXATION DES FENETRES 	6	28x34	780
TBE6	FIXING FILLET FOR WINDOW - FIXIRUNGSLEISTE FÜR FENSTER - PROFIL DE FIXATION DES FENETRES 	2	28x34	916

Pos	702441 - Volta Piece list - Stückliste - Liste des pieces	Q.	P (mm)	L (mm)
TBE6	FIXING FILLET FOR DOOR - FIXIRUNGSLEISTE FÜR TÜR - PROFIL DE FIXATION DES PORTES 	4	28x34	1865
TBE6	FIXING FILLET FOR DOOR - FIXIRUNGSLEISTE FÜR TÜR - PROFIL DE FIXATION DES PORTES 	2	28x34	1933
GL	GABLE MOULDING - GIEBELLEISTE - PLANCHE DE RIVE 	4	18x120	3145
SP1	HIDDEN FIXING - HOLZDÜBEL - TOURILLON BOIS 	7		190
SP2	HIDDEN FIXING - HOLZDÜBEL - TOURILLON BOIS 	53		260
	LENGTHENING BOLT FOR TREADED ROD - VERLÄNGERUNGSMUTTER FÜR GEWINDESTANGE - MANCHON DE RACCORDEMENT DE TIGE FILETÉE 	6		
	DRIVE NUT TREADED ROD - EINSHLAGMUTTER FÜR GEWINDESTANGE - ÉCROU A FRAPPER POUR TIGE FILITÉE 	6		
	NUT FOR TREADED ROD - MUTTER FÜR GEWINDESTANGE - ÉCROU POUR TIGE FILETÉE 	6		
	PLAIN WASHER TREADED ROD - UNTERLEGSCHIEBE FÜR GEWINDESTANGE - RONDELLE PLATE POUR TIGE FILETÉE 	6		
HS12	SCREW FOR GABLE SEGMENT - SCHRAUBEN FÜR DECKBLATT - VIS POUR FIXATION LOSANGE DE FINITION 	4	3.5x35	
HS11	SCREW FOR COVERING BOARDS - SCHRAUBEN FÜR DECKLEISTEN - VIS POUR FIXATION PROFILS DE FINITION 	35	3.5x50	
HS84	SCREW FOR FIXING FILLET - SCHRAUBEN FÜR FIXIRUNGSLEISTE - VIS POUR PROFIL DE FIXATION 	64	3.5x50	
HS16	SCREW FOR GABLE MOULDING - SCHRAUBEN FÜR GIEBELLEISTE - VIS DE FIXATION POUR PLANCHE DE RIVE 	32	3.5x50	
NFD	SCREW FOR ROOFING FELT FILLET - SCHRAUBEN FÜR DACHPAPPENLEISTE - VIS POUR BAGUETTE FIXATION FEUTRE BITUMEUX 	32	4x40	
HS32	SCREW FOR EAVES BOARDS - SCHRAUBEN FÜR TRAUFBRETTEN - VIS DE FIXATION POUR BANDEAU DE TOIT 	36	4x40	
HS26	SCREW FOR ROOF EDGE REINFORCEMENT - SCHRAUBEN FÜR DACHRANDVERSTÄRKUNG - VIS POUR RENFORT DE BORD DE TOIT 	36	4x40	
HS46	SCREW FOR FUNDAMENT - SCHRAUBEN ZUR BEFESTIGUNG FUNDAMENT - VIS POUR FONDATION 	4	4x60	
HS89	SCREW FOR MEZZANINE FLOOR JOISTS - SCHRAUBEN FÜR HALBGESCHOSS BALKEN - VIS DE FIXATION SOLIVES DE PLANCHER MEZZANINE 	70	5x100	
HS40	SCREW FOR 1. WALL BEAM - SCHRAUBE FÜR 1. BOHLENREIHE - VIS DE FIXATION DES FONDATIONS 	14	5x120	
HS39	SCREW FOR FUNDAMENT - SCHRAUBEN ZUR BEFESTIGUNG FUNDAMENT - VIS POUR FONDATION 	58	5x120	
HS42	SCREW FOR GABLE - SCHRAUBEN FÜR GIEBEL - VIS POUR FIXATION DES PIGNONS 	6	5x120	
HS41	SCREW FOR COVERING BOARDS - SCHRAUBEN FÜR DECKLEISTEN - VIS POUR FIXATION PROFILS DE FINITION 	2	5x90	
HS65	SCREW FOR ROOF BEAMS - SCHRAUBEN FÜR DACHBALKEN - VIS POUR PANNE DE TOIT 	15	6x180	
MS	SCREW FOR DOORSTEP - SCHRAUBEN FÜR TÜRSCHWELLE - VIS DE FIXATION DU SEUIL DE PORTE 	7	4.5x65	
SH70	HAMMER BLOCK - SCHLAGHOLZ - CALLE DE FRAPPE 	2		

Pos	702441 - Volta Piece list - Stückliste - Liste des pieces	Q.	P (mm)	L (mm)
NFF	ZN NAIL FOR FLOOR FILLETS - ZN NÄGEL FÜR FUSSBODENLEISTEN - POINTE POUR PANNEAUX DE PLANCHER 	108	1.4x40	
NF2	ZN NAIL FOR ROOF - ZN NÄGEL FÜR DACHBRETTER - POINTE POUR TOIT 	682	2.1x50	
NH1	ZN NAIL FOR FLOOR - ZN NÄGEL FÜR FUSSBODENBRETTER - CLOUS POUR PLANCHER 	980	2.1x50	
ORZ	MONTAGE SET FOR DOORS AND WINDOWS - MONTAGE-SET FÜR TÜREN UND FENSTER - JEU DE MONTAGE PORTES ET FENETRES	1		
GS	GABLE SEGMENT-DECKBLATT - LOSANGE DE FINITION 	2		
LR	LADDER - LEITER - ECHELLE 	1		
	WINDOW-FENSTER-FENETRE  650x650 2+ A.4P	1		
	WINDOW-FENSTER-FENETRE  916x916 2+ A.9P	3		

Pos	702441 - Volta Piece list - Stückliste - Liste des pieces	Q.	P (mm)	L (mm)
	WINDOW-FENSTER-FENETRE 1374x916 2+ TA.6P.a 	1		
	DOOR-TÜR-PORTE 1580x1933 2+ TU.10P 	1		
	DOOR-TÜR-PORTE 827x1933 2+ U.10P 	1		
	DOOR-TÜR-PORTE 827x1933 U.3TP 	1		

