




# **Holiday**

**printable activities  
for the family**

**staples** ™

# Bring Snow-bot to life.

Hey parents! Help your kids colour, cut, and assemble.




# Family fun winter activity list.


Take turns colouring them in as they get done!



**Make hot chocolate**




**Go bird watching**



**Living room dance party**




**Shovel neighbour's snow**




**Go skating**




**Read a book together**



**Build a snowman**




**Bake cookies**



**Do a puzzle**

# Snowflake holiday cookies.

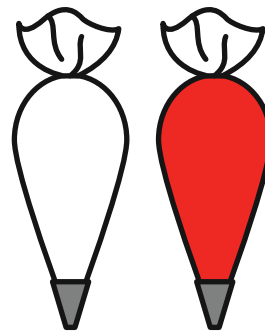
Sweeten family time with cookie decorating made easy.




- 1** Make sugar cookie dough using a favourite recipe, cut into circles, bake and cool.




- 2** Make royal icing, and put one third into a piping bag. This will be your white icing.



- 3** Colour the rest of the icing red using food colouring and put it into a piping bag.



- 4** Use the red icing to pipe a circle border.



- 5** Use the red icing to flood the inside. Let set for 30 minutes.



- 6** Once set, pipe a plus sign with the white icing.



- 7** Next, pipe an X overtop of the plus sign.



- 8** Use the white icing to create small "v" shapes at the end of each line, pointing toward the centre.




- 9** Repeat to create unique snowflake patterns on all your cookies. Enjoy!


# Personalized holiday card.

Hey parents! Make copies for sharing with all your family and friends.

Back



Fold



Front