


Picture Word Key




thank you



fun




taking me



hungry



restaurant



theater



eat



play



Martin and Sylvia learn a creative way to “write” thank you notes in this week’s *Martin & Sylvia: Saturdays!* story “**Picture Thank You’s**”. They draw pictures to represent the words in the card, and create a “key” so that the thank you note can be decoded! It’s fun for the creator and the reader.

Here is a picture word key that Martin and Sylvia made for their picture thank you cards to Grandma. On the back of this paper (or a new sheet) you can create your own picture key, and use it for thank you cards, letters or secret messages!