

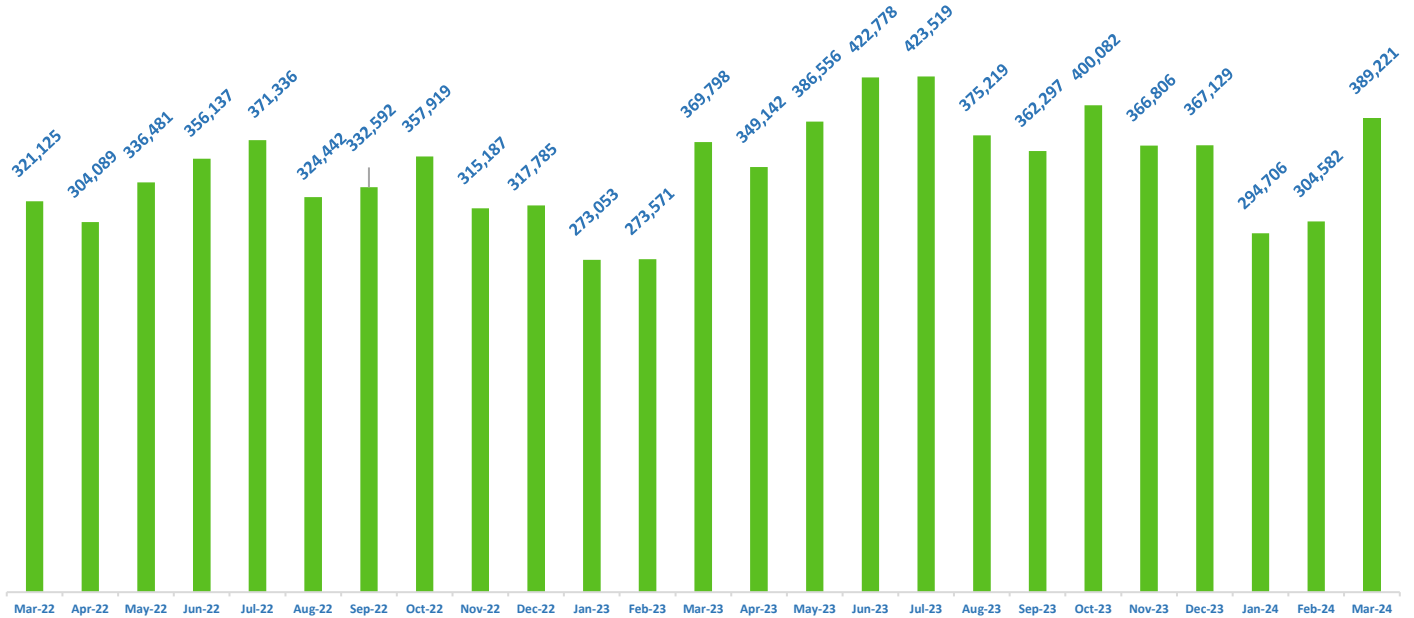
AIR SERVICE REPORT

CVG Airport Authority

APRIL 15, 2024

Cincinnati/Northern Kentucky International Airport
Air Service Report
March 2024

Passenger Enplanements



Comments:

- Enplanements in March 2024 were 389,221, an increase of 5.3% over March 2023.
- March 2024 Enplanements were 5% higher than March 2018 Pre-Covid Numbers.
- Year to date, Q1 enplanements are 988,509, an increase of 8% compared to Q1 2023.

Passenger Carrier Enplanements

February 2024	Enplaned Passengers			
	Monthly	% '24 vs '23	YTD	% '24 vs '23
Air Canada	1,646	111.3%	3,913	67.4%
American	72,714	1.9%	189,664	4.9%
Delta	128,815	-0.9%	345,325	4.2%
United	38,517	7.3%	103,336	7.0%
Alaska	3,274	-16.9%	7,473	-19.4%
Allegiant*	47,424	-9.0%	101,678	-11.9%
British Airways	3,121	100.0%	6,767	100.0%
Frontier	65,925	31.7%	163,717	37.7%
Southwest	22,971	4.6%	55,809	1.3%
Sun Country	430	481.1%	786	127.2%
Breeze	2,186	41.3%	5,524	130.2%
Other Scheduled Flights	788	9.0%	1,587	-19.6%
Non-Scheduled Flights	1,410	8.7%	2,930	41.8%
Total	389,221	5.3%	988,509	7.9%

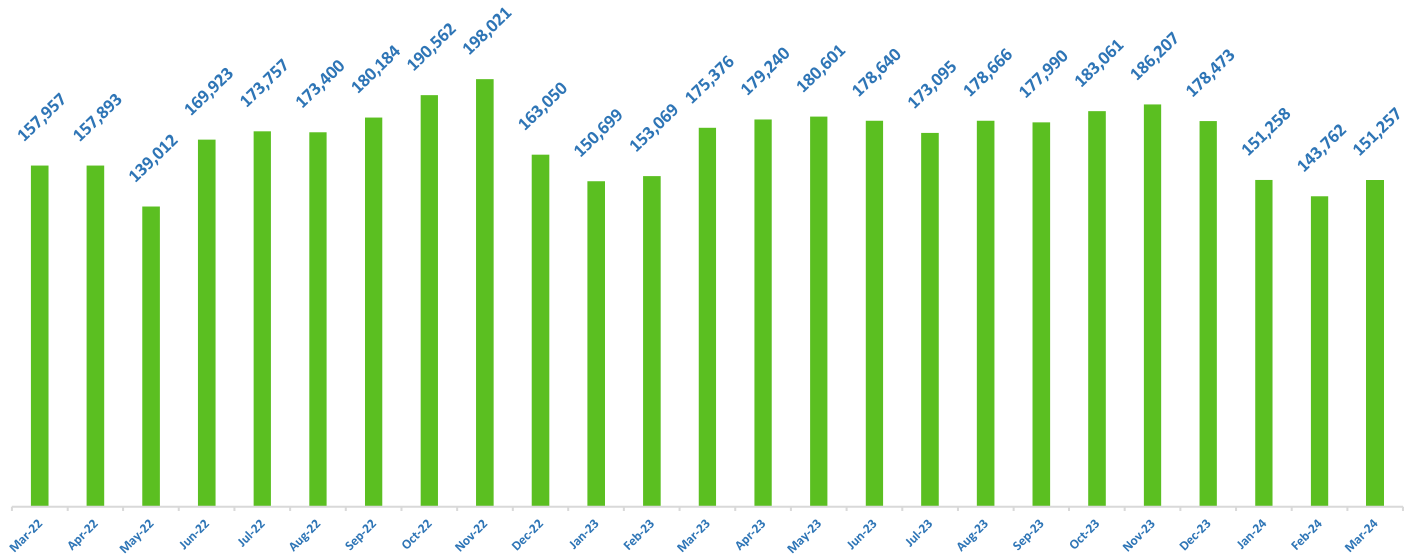
Comments:

- Nonstop Cities – In March airlines offered nonstop scheduled service to 43 domestic destinations and 5 international destinations.

%

Cincinnati/Northern Kentucky International Airport Air Service Report March 2024

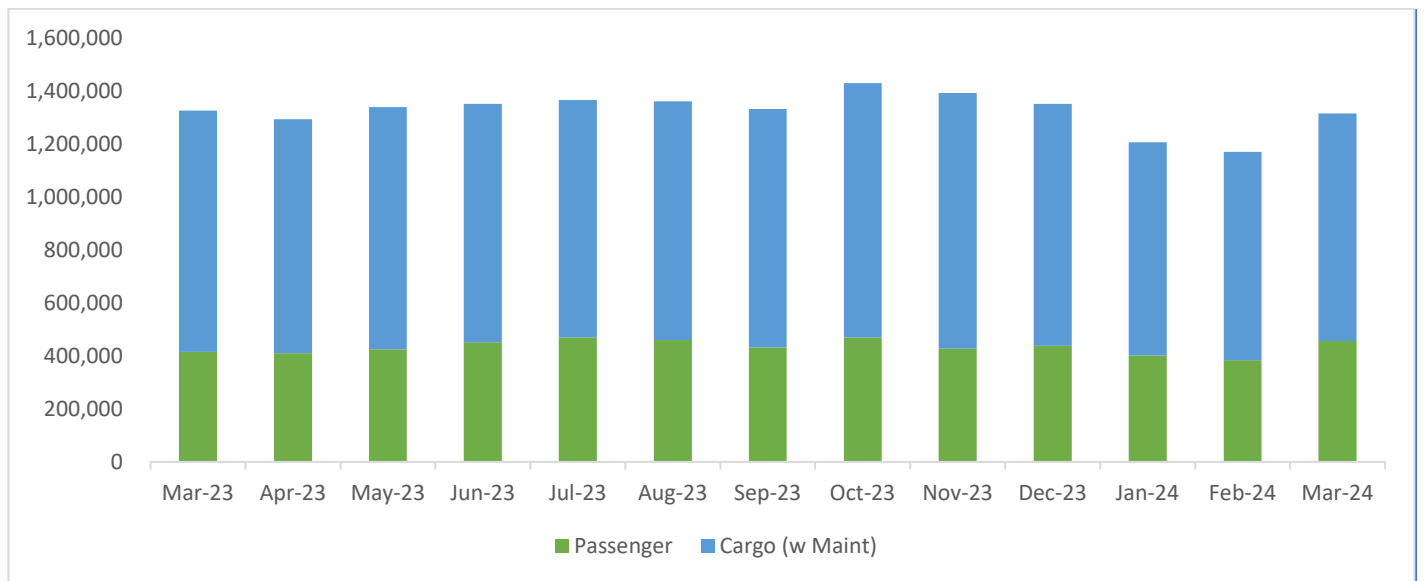
Cargo Volume



Comments:

- February Cargo tonnage was reported at 151,257 Tons. A 5% increase over last month.
- Q1 2024 is 6.8% lower than Q1 2023, expecting gains to match 2023 numbers over the next Quarter.
- Amazon and DHL used March to rework Cargo Networks

Landed Weight



Comments:

- Landed weight from passenger operations in March 2024 increased 10% to 456.9 million pounds compared to 415.3 million pounds in March 2023.

Cincinnati/Northern Kentucky International Airport
Air Service Report
March 2024

- Landed weight from cargo operations in March 2024 decreased 8% to 858.6 million pounds compared to 910.9 million pounds in March 2023.
- Total landed weight in March was flat with -0.8% compared to March 2023. YTD, total landed weight increased 3%.