


# AIR SERVICE REPORT

CVG Airport Authority

DECEMBER 19, 2022

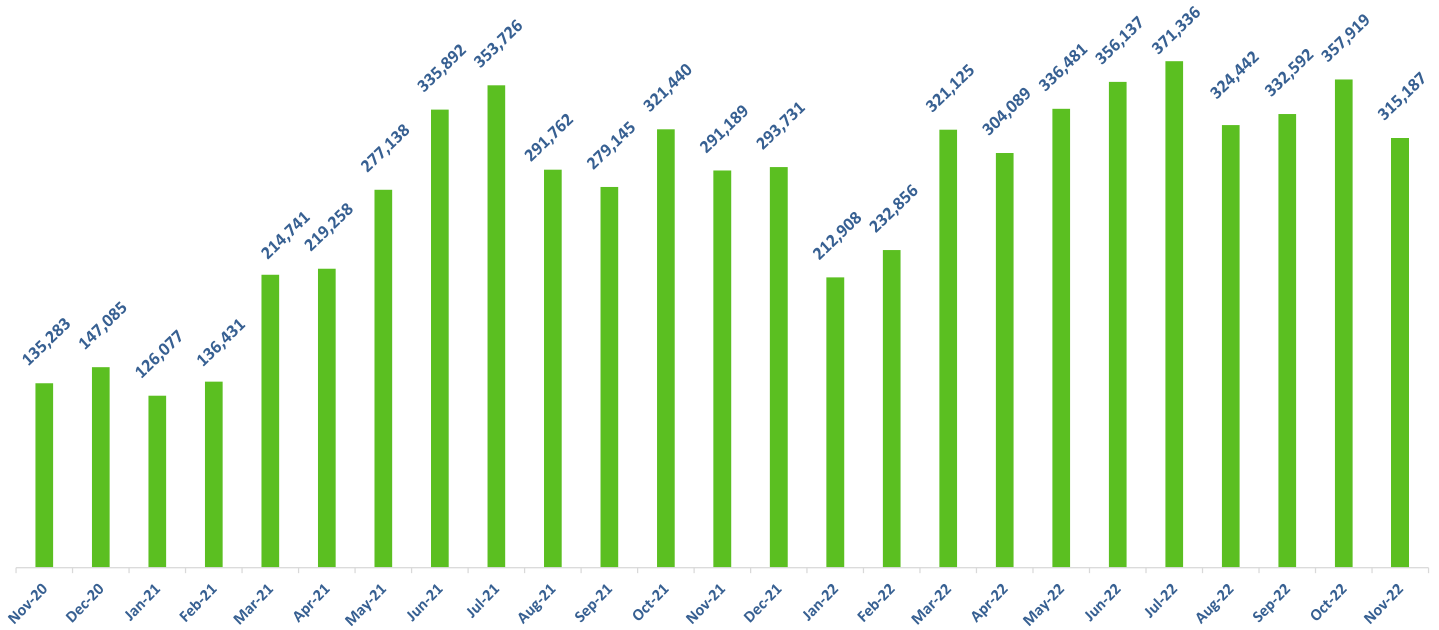


*Photo by Steve Ziegelmeyer*

**CVG**

Cincinnati/Northern Kentucky International Airport  
Air Service Report  
November 2022

**Passenger Enplanements**



Comments:

- Total enplanements in November 2022 were 315,187, a decrease of 10.6 percent compared to enplanements of 352,652 in November 2019.
- Year to date, total enplanements are 3,465,072, a decrease of 17.2 percent compared to 2019.

**Passenger Carrier Enplanements**

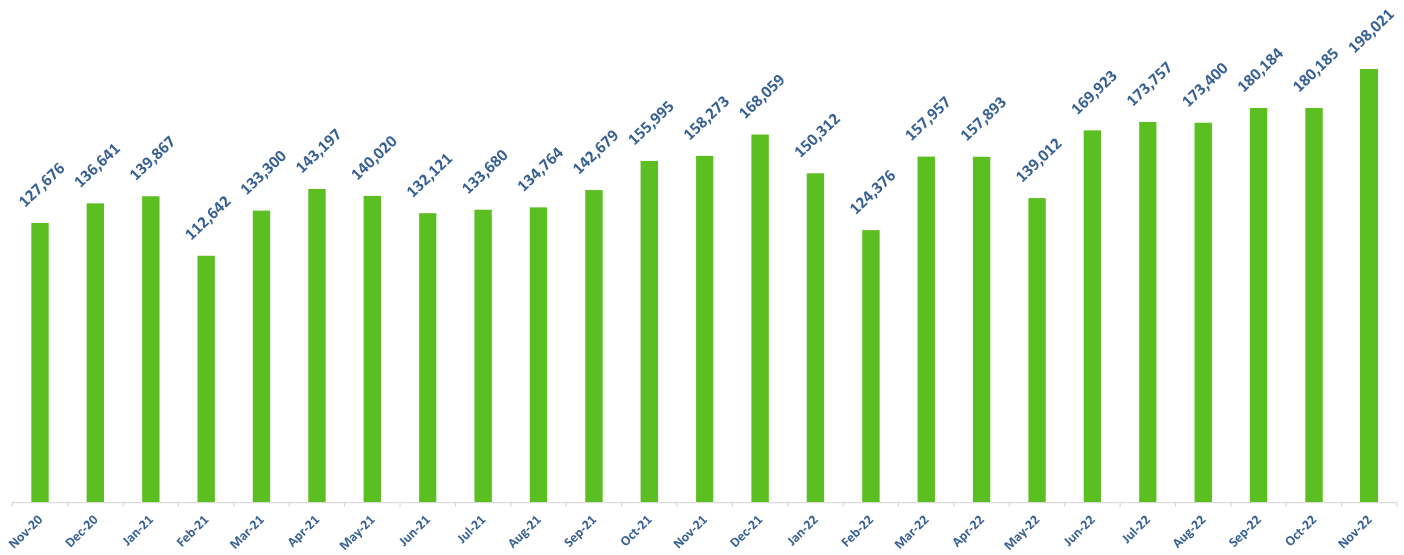
November 2022	Enplaned Passengers			
	Monthly	% '22 vs '19	YTD	% '22 vs '19
Air Canada	1,216	-47.5%	10,181	-66.1%
American	65,348	23.0%	656,478	11.7%
Delta	113,219	-28.5%	1,228,004	-35.3%
United	34,196	-13.3%	350,758	-23.6%
Alaska	3,643	100.0%	44,836	100.0%
Allegiant	34,233	-6.1%	480,938	-0.7%
Frontier	37,835	-2.0%	426,861	0.3%
Southwest	21,983	-1.6%	232,971	-16.2%
Sun Country	1,589	100.0%	13,753	100.0%
Other Scheduled Flights	568	-24.5%	10,073	18.9%
Non-Scheduled Flights	1,357	-0.4%	10,219	-17.7%
<b>Total</b>	<b>315,187</b>	<b>-10.6%</b>	<b>3,465,072</b>	<b>-17.2%</b>

Comments:

- Scheduled daily departures ranged in number from a low of 96 on Saturdays to a high of 119 on Sundays. On average, CVG had 110 scheduled daily departures in November.
- Nonstop Cities – In November airlines offered nonstop scheduled service to 42 domestic destinations and 4 international destinations.

# Cincinnati/Northern Kentucky International Airport Air Service Report November 2022

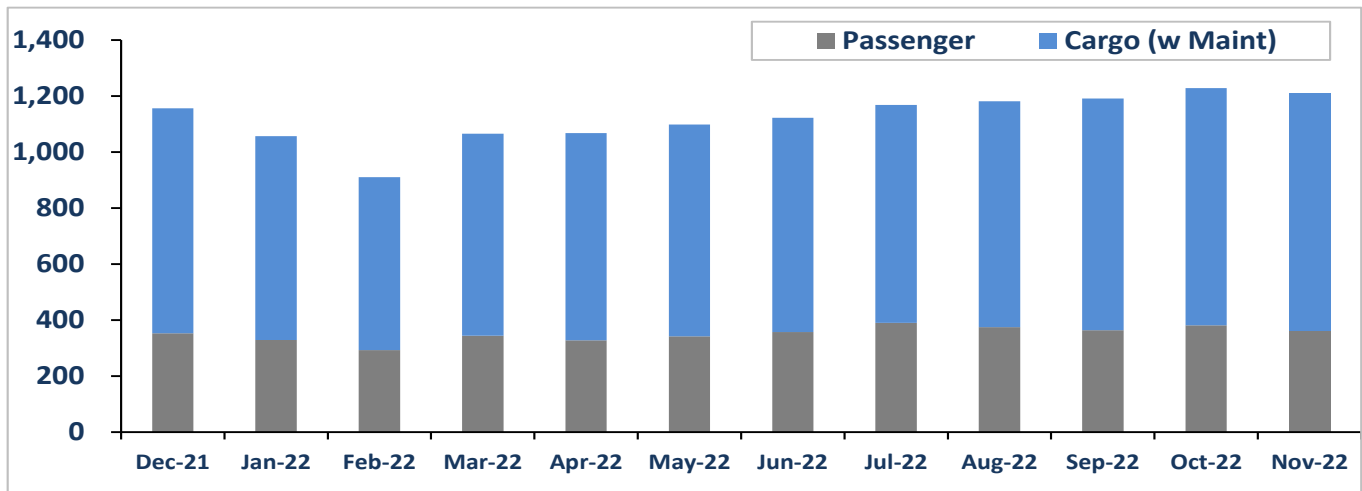
## Cargo Volume



### Comments:

- Total cargo in the month of November 2022 was 198,021 tons compared to November 2021 tonnage of 158,273 an increase of 25.1 percent year over year.
- Year to date, cargo tonnage is 1,815,397, an increase of 18.9 percent compared to 2021.

## Landed Weight



### Comments:

- Landed weight from passenger operations in the month of November 2022 decreased 12.4 percent to 362.2 million pounds compared to 413.3 million pounds in November 2019.
- Landed weight from cargo operations in the month of November 2022 increased 33.2 percent to 847.3 million pounds compared to 635.9 million pounds in November 2019.
- Total landed weight in November increased 15.3 percent compared to November 2019. Year to date, total landed weight is up 8.5 percent compared to 2019.